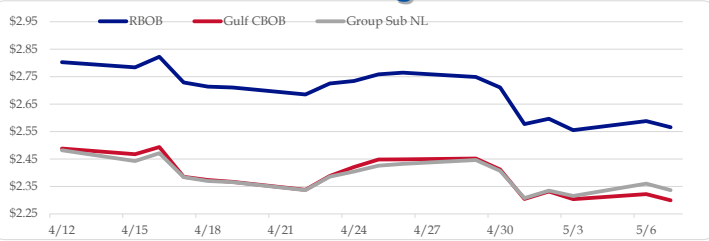


Gasoline

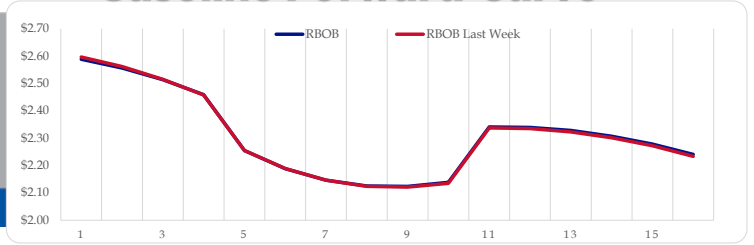
	RBOB	Change	Gulf CBOB	Change	Group Sub NL	Change	Gulf Basis	Group Basis	LA Basis
5/7	\$2.5654	-\$0.0228	\$2.2996	-\$0.0225	\$2.3368	-\$0.0233	\$ (0.2663)	\$ (0.2289)	\$ 0.2695
5/6	\$2.5882	\$0.0331	\$2.3221	\$0.0180	\$2.3601	\$0.0448	\$ (0.2662)	\$ (0.2281)	\$ 0.2710
5/3	\$2.5551	-\$0.0414	\$2.3041	-\$0.0278	\$2.3153	-\$0.0195	\$ (0.2511)	\$ (0.2398)	\$ 0.2710
5/2	\$2.5965	\$0.0191	\$2.3318	\$0.0271	\$2.3349	\$0.0271	\$ (0.2647)	\$ (0.2617)	\$ 0.2810
5/1	\$2.5774	-\$0.1334	\$2.3047	-\$0.1073	\$2.3077	-\$0.0990	\$ (0.2727)	\$ (0.2697)	\$ 0.2995
4/30	\$2.7108	-\$0.0379	\$2.4120	-\$0.0397	\$2.4067	-\$0.0397	\$ (0.2989)	\$ (0.3041)	\$ 0.3001
4/29	\$2.7487	-\$0.0159	\$2.4517	\$0.0029	\$2.4464	\$0.0141	\$ (0.2971)	\$ (0.3023)	\$ 0.3418
4/26	\$2.7646	\$0.0064	\$2.4488	\$0.0007	\$2.4323	\$0.0064	\$ (0.3158)	\$ (0.3323)	\$ 0.3462

RBOB Technicals		
Indicator	Direction	Resistance
MACD	Neutral	2.9859 Sep High
Stochastics	Bearish	2.8516 2024 High
RSI	Neutral	2.0072 Jan 2024 Low
ADX	Bullish Trend	1.9672 Dec 2023 Low
Momentum	Bearish	Support
Bias:	Neutral	

Gasoline History



Gasoline Forward Curve

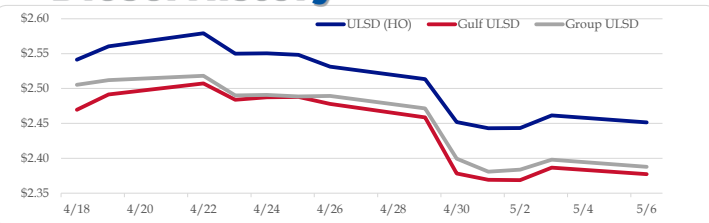


Diesel

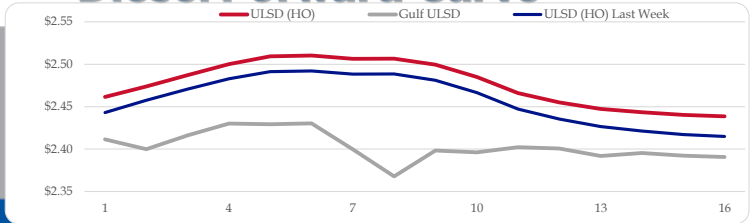
	ULSD (HO)	Change	Gulf ULSD	Change	Group ULSD	Change	Gulf Basis	Group Basis	LA Basis
5/7	\$2.4515	-\$0.0099	\$2.3773	-\$0.0099	\$2.3878	-\$0.0103	\$ (0.0752)	\$ (0.0639)	\$ (0.0045)
5/6	\$2.4614	\$0.0180	\$2.3867	\$0.0180	\$2.3981	\$0.0143	\$ (0.0747)	\$ (0.0633)	\$ (0.0055)
5/3	\$2.4434	\$0.0003	\$2.3687	-\$0.0004	\$2.3838	\$0.0029	\$ (0.0747)	\$ (0.0596)	\$ (0.0155)
5/2	\$2.4431	-\$0.0088	\$2.3691	-\$0.0092	\$2.3809	-\$0.0187	\$ (0.0740)	\$ (0.0622)	\$ (0.0305)
5/1	\$2.4519	-\$0.0615	\$2.3783	-\$0.0803	\$2.3995	-\$0.0720	\$ (0.0736)	\$ (0.0524)	\$ (0.0305)
4/30	\$2.5134	-\$0.0179	\$2.4586	-\$0.0193	\$2.4716	-\$0.0177	\$ (0.0548)	\$ (0.0418)	\$ 0.0087
4/29	\$2.5313	-\$0.0169	\$2.4779	-\$0.0101	\$2.4893	\$0.0006	\$ (0.0534)	\$ (0.0420)	\$ 0.0142
4/26	\$2.5482	-\$0.0022	\$2.4880	\$0.0005	\$2.4887	-\$0.0020			

HO Technicals		
Indicator	Direction	Resistance
MACD	Neutral	3.0476 Nov High
Stochastics	Oversold	2.9735 Feb High
RSI	Oversold	2.4840 Dec Low
ADX	Bearish	2.3750 July Low
Momentum	Bearish	Support
Bias:	Neutral	

Diesel History



Diesel Forward Curve



Crude

	WTI	Change	Brent	Change
5/7	\$78.23	-\$0.25	\$83.05	-\$0.28
5/6	\$78.48	\$0.37	\$83.33	\$0.37
5/3	\$78.11	-\$0.84	\$82.96	-\$0.71
5/2	\$78.95	-\$0.05	\$83.67	\$0.23
5/1	\$79.00	-\$2.93	\$83.44	-\$4.96
CPL space	Line 1 0.0475	Change \$0.0025	Line 2 -\$0.0058	Change \$0.0025

Refinery Margins

Vs WTI				Vs Brent				Group / WCS	
Gulf Gas	Gulf Diesel	3/2/1	5/3/2	Gulf Gas	Gulf Diesel	3/2/1	5/3/2	3/2/1	
\$19.05	\$21.76	\$19.95	\$20.13	\$14.20	\$16.91	\$15.10	\$15.28	\$	33.55
\$18.66	\$21.38	\$19.57	\$19.75	\$13.81	\$16.53	\$14.72	\$14.90	\$	32.09
\$18.99	\$20.55	\$19.51	\$19.61	\$14.27	\$15.83	\$14.79	\$14.89	\$	31.76
\$17.80	\$20.89	\$18.83	\$19.03	\$13.36	\$16.45	\$14.39	\$14.59	\$	31.21
\$19.37	\$21.33	\$20.03	\$20.16	\$12.90	\$14.86	\$13.56	\$13.69	\$	32.06

Economic Indicators

Commodity Futures

	Settle	Change		Settle	Change
S&P 500 Futures	5,207	0.75	US NatGas	2.142	0.053
DJIA	38,852	176.59	TTF NatGas	10.07	0.4
Nasdaq 100	18,094	202.77	Gold	2,322	2.7
EUR/USD	1.0778	-0.0008	Silver	27.37	-0.1
USD Index	104.92	0.17	Copper	386.75	1.0
US 10 YR YIELD	4.49%	-0.01	FCOJ	1234.75	0.50
US 2 YR YIELD	4.82%	0.01	Wheat	632.25	2.75
Oil Volatility Index (OVX)	28.09	0.49	Butane	0.813	-0.006
S&P Volatility Index (VIX)	18.00	0.71	Propane	0.690	-0.008
Nikkei 225 Index	38,905	-145.00	Feeder Cattle	241.4	-0.25
			Bitcoin	63,585	365

RINs and Price Drivers

Current Year Bio RINs (D4)			Current Year Ethanol RINs (D6)		
	Settle	Net Change		Settle	Net Change
	0.4445	0.008		0.4435	0.008
Price Drivers			Price Drivers		
Soybeans	Settle 1234.75	Net Change 0.500	Ethanol	Settle 1.74	Net Change 0.014
Soybean Oil	43.17		Corn	457.00	2.500
BOHO Spread	0.776		Corn Crush	0.107	
Soy Crush	470.91		RVO Estimate		
			Per Gallon	\$ 0.0630	\$ 0.0010
			Per Barrel	\$ 2.65	\$ 0.04

*SOURCES: Nymex, CBOT, NYSE, ICE, NASDAQ, CME Group, CBOE. Prices delayed.