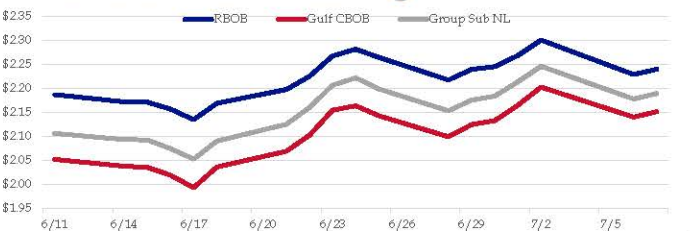


Gasoline

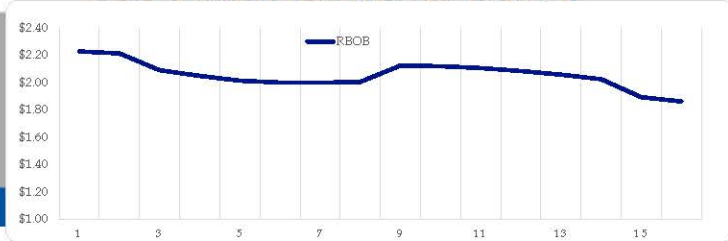
	RBOB	Change	Gulf CBOB	Change	Group Sub NL	Change	Gulf Basis	Group Basis	LA Basis
7/7	\$2.2393	\$0.0111	\$2.1509	\$0.0113	\$2.1886	\$0.0114	\$ (0.0889)	\$ (0.0510)	\$ 0.0910
7/6	\$2.2282	-\$0.0716	\$2.1396	-\$0.0625	\$2.1772	-\$0.0682	\$ (0.0886)	\$ (0.0511)	\$ 0.0905
7/2	\$2.2998	\$0.0322	\$2.2021	\$0.0381	\$2.2453	\$0.0325	\$ (0.0977)	\$ (0.0545)	\$ 0.0980
7/1	\$2.2676	\$0.0232	\$2.1640	\$0.0316	\$2.2128	\$0.0296	\$ (0.1037)	\$ (0.0548)	\$ 0.1005
6/30	\$2.2444	\$0.0054	\$2.1324	\$0.0086	\$2.1833	\$0.0083	\$ (0.1121)	\$ (0.0612)	\$ 0.0979
6/29	\$2.2390	\$0.0224	\$2.1238	\$0.0251	\$2.1750	\$0.0224	\$ (0.1152)	\$ (0.0640)	\$ 0.1180
6/28	\$2.2166	-\$0.0473	\$2.0988	-\$0.0435	\$2.1526	-\$0.0453	\$ (0.1179)	\$ (0.0640)	\$ 0.1116
6/25	\$2.2639	-\$0.0170	\$2.1423	-\$0.0210	\$2.1979	-\$0.0233	\$ (0.1217)	\$ (0.0661)	\$ 0.1083

RBOB Technicals		
Indicator	Direction	Resistance
MACD	Topping	3.1520 2014 High
Stochastics	Topping	2.3302 2021 High
RSI	Neutral	2.1787 Bull Trend Line
ADX	Neutral	1.8891 March Low
Momentum	Neutral	
Bias:	Neutral	

Gasoline History



Gasoline Forward Curve

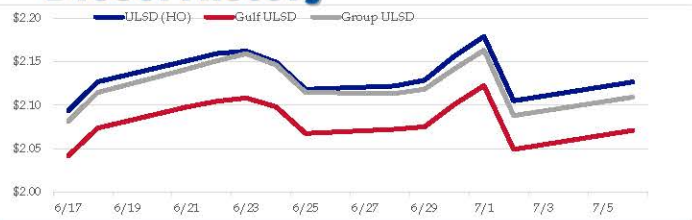


Diesel

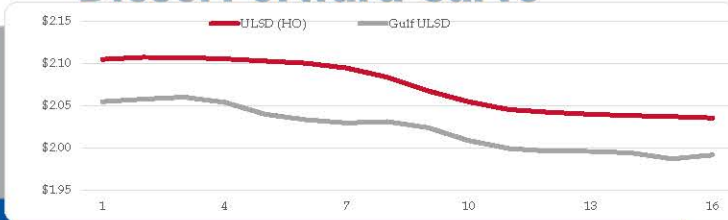
	ULSD (HO)	Change	Gulf ULSD	Change	Group ULSD	Change	Gulf Basis	Group Basis	LA Basis
7/7	\$2.1266	\$0.0217	\$2.0708	\$0.0218	\$2.1092	\$0.0214	\$ (0.0565)	\$ (0.0176)	\$ (0.0395)
7/6	\$2.1049	-\$0.0742	\$2.0490	-\$0.0735	\$2.0878	-\$0.0755	\$ (0.0560)	\$ (0.0171)	\$ (0.0405)
7/2	\$2.1791	\$0.0229	\$2.1224	\$0.0217	\$2.1633	\$0.0218	\$ (0.0567)	\$ (0.0158)	\$ (0.0405)
7/1	\$2.1562	\$0.0275	\$2.1007	\$0.0257	\$2.1415	\$0.0230	\$ (0.0555)	\$ (0.0148)	\$ (0.0480)
6/30	\$2.1287	\$0.0068	\$2.0750	\$0.0027	\$2.1184	\$0.0051	\$ (0.0537)	\$ (0.0103)	\$ (0.0509)
6/29	\$2.1219	\$0.0037	\$2.0723	\$0.0048	\$2.1134	-\$0.0011	\$ (0.0497)	\$ (0.0086)	\$ (0.0479)
6/28	\$2.1182	-\$0.0311	\$2.0674	-\$0.0307	\$2.1145	-\$0.0318	\$ (0.0508)	\$ (0.0037)	\$ (0.0479)
6/25	\$2.1493	-\$0.0130	\$2.0981	-\$0.0101	\$2.1463	-\$0.0128			

HO Technicals		
Indicator	Direction	Resistance
MACD	Topping	2.4500 2018 High
Stochastics	Topping	2.2101 2021 High
RSI	Neutral	2.0875 Bullish Trend Line
ADX	Neutral	1.7437 March Low
Momentum	Neutral	
Bias:	Neutral	

Diesel History



Diesel Forward Curve



Crude

	WTI	Change	Brent	Change
7/7	\$73.77	\$0.40	\$75.03	\$0.50
7/6	\$73.37	-\$1.79	\$74.53	-\$2.63
7/2	\$75.16	-\$0.07	\$77.16	\$0.99
7/1	\$75.23	\$1.76	\$76.17	\$0.33
6/30	\$73.47	\$0.49	\$75.84	\$0.71
	Line 1	Change	Line 2	Change
CPL space	-0.0060	-\$0.0020	-\$0.0060	-\$0.0003

Refinery Margins

Vs WTI					Vs Brent					Group / WCS
	Gulf Gas	Gulf Diesel	3/2/1	5/3/2	Gulf Gas	Gulf Diesel	3/2/1	5/3/2	3/2/1	
7/7	\$16.49	\$12.69	\$15.22	\$14.97	\$15.33	\$11.53	\$14.06	\$13.81	15.03	
7/6	\$17.33	\$13.98	\$16.21	\$15.99	\$15.33	\$11.98	\$14.21	\$13.99	17.99	
7/2	\$15.66	\$13.00	\$14.77	\$14.59	\$14.72	\$12.06	\$13.83	\$13.65	16.71	
7/1	\$16.09	\$13.68	\$15.29	\$15.12	\$13.72	\$11.31	\$12.92	\$12.75	17.32	

Economic Indicators

	Settle	Change		Settle	Change
S&P 500 Futures	4,208	5.00	NatGas	3.637	
DJIA	34,577		Gold	1,794	14.9
EUR/USD	1.1827	0.0008	Silver	26.15	0.3
USD Index	92.54	-0.04	Copper	4.26	0.101
US 10 YR YIELD	1.37%	-0.07	FCOJ	119.10	
US 2 YR YIELD	0.22%	-0.02	Wheat	620.00	4.25
Oil Volatility Index	33.63	-0.09	Butane	1.270	
S&P Volatility Index (VIX)	16.74	0.02	Propane	1.115	
Nikkei 225 Index	28,405	5.00	Bitcoin	33,975	865

RINs and Price Drivers

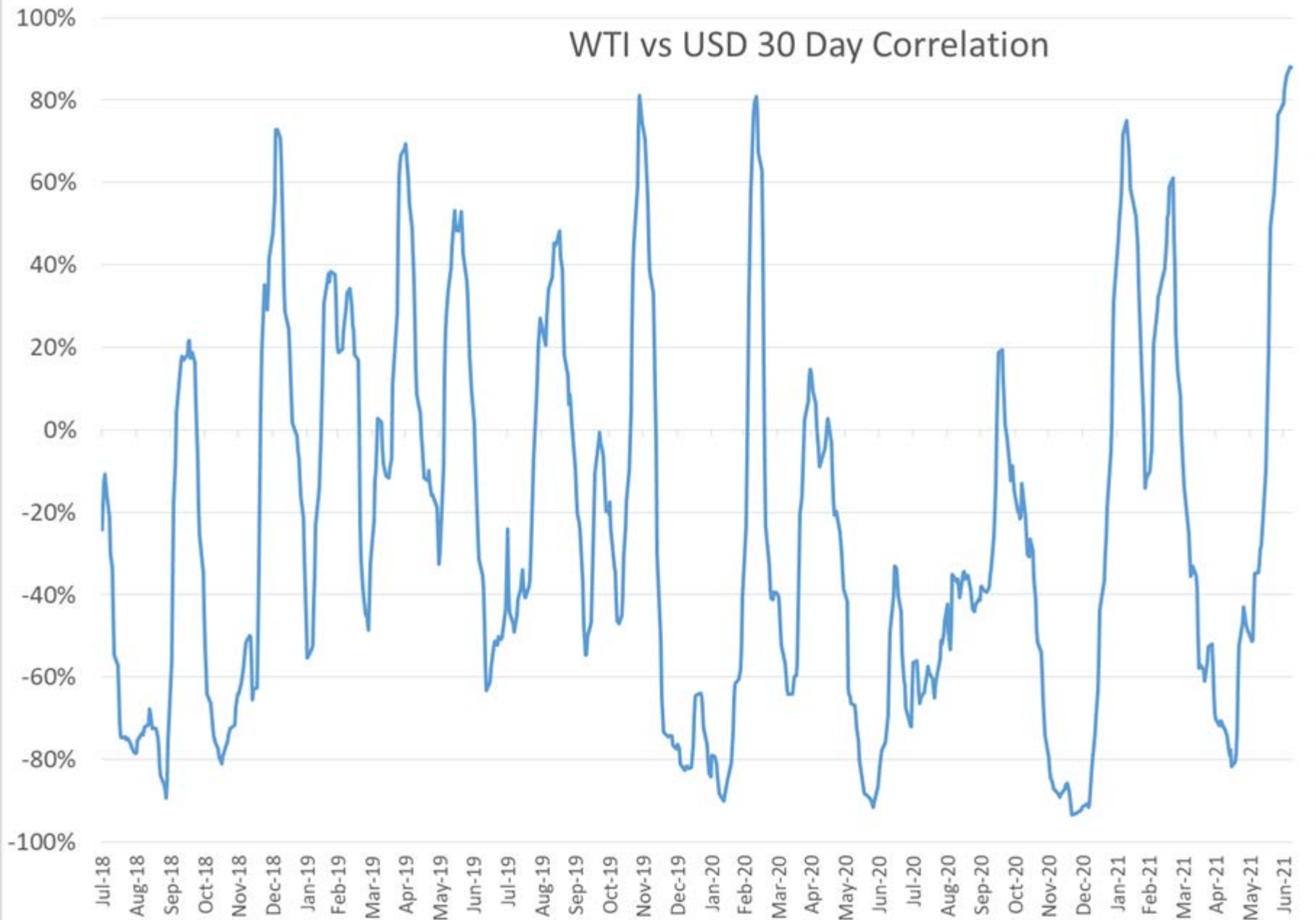
Current Year Biodiesel RINs			Current Year Ethanol RINs		
	Settle	Net Change		Settle	Net Change
	1.6400	-0.025		1.5300	-0.025
Price Drivers			Price Drivers		
Soybeans	1363.75	14.750	Ethanol	2.37	0.020
Soybean Oil	63.83		Com	656.00	8.500
BOHO Spread	2.682		Com Crush	0.027	
Soy Crush	696.30		RVO Estimate		
			Per Gallon	\$ 0.1850	\$ (0.0030)
			Per Barrel	\$ 7.77	\$ (0.13)

*SOURCES: Nymex, CBOT, NYSE, ICE, NASDAQ, CME Group, CBOE. Prices delayed.

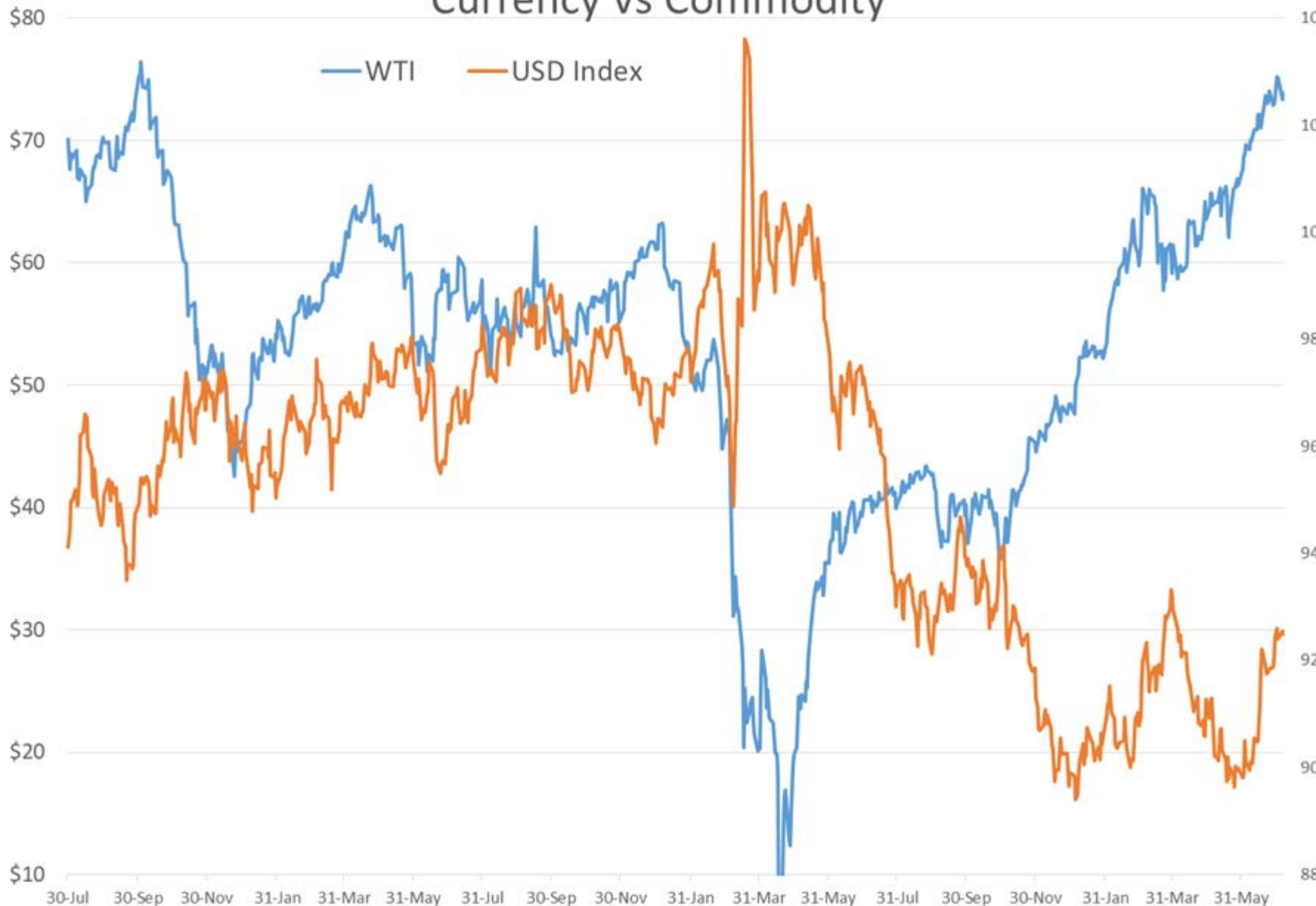
NYMEX RBOB Gasoline Futures Electronic O 2.2416 H 2.2632 Lo 2.2132 L 2.2314 Δ V 7,710 OI 124,331

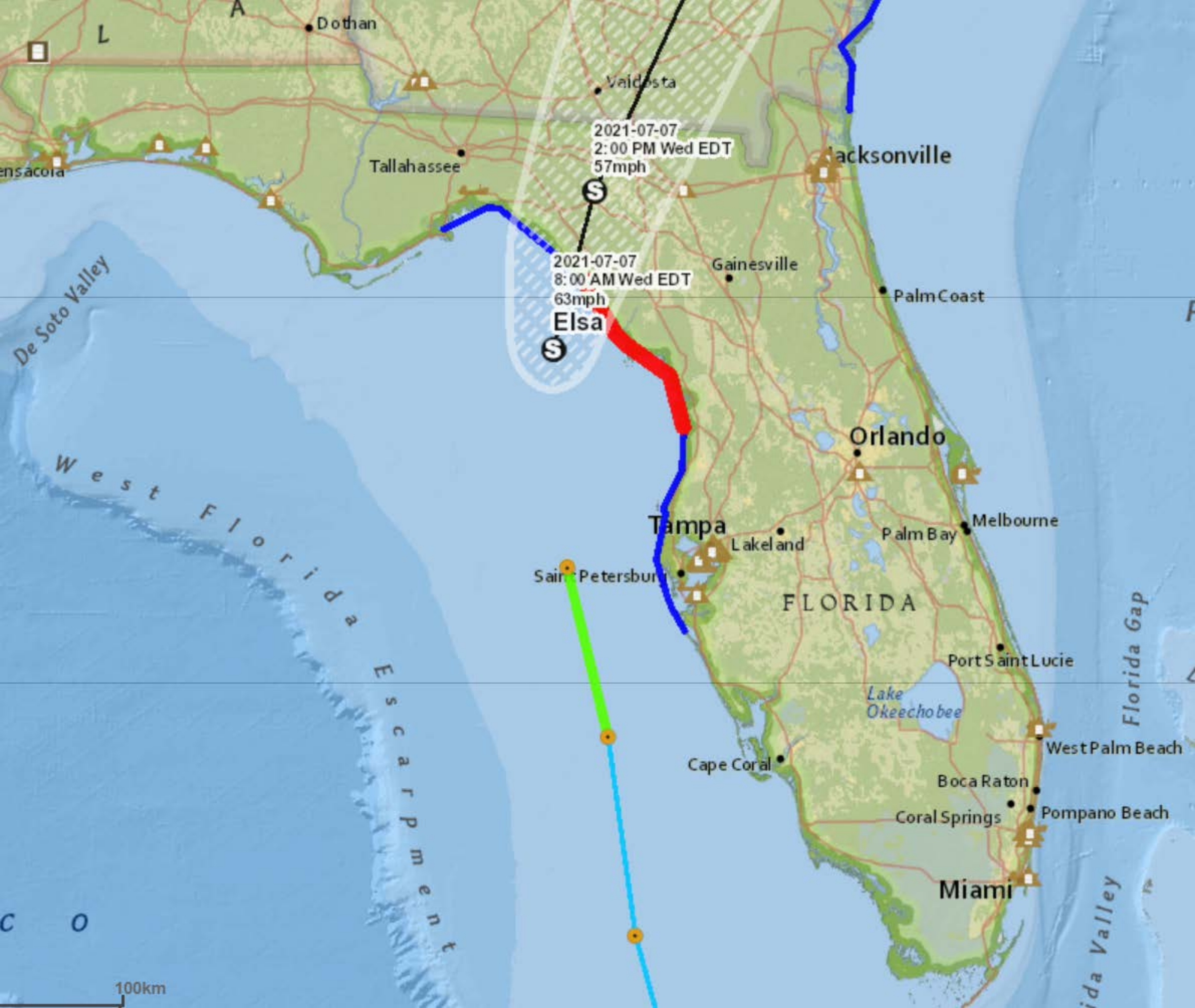


WTI vs USD 30 Day Correlation



Currency vs Commodity





Dothan

Vaidosta

2021-07-07
2:00 PM Wed EDT
57mph

Jacksonville

Tallahassee

2021-07-07
8:00 AM Wed EDT
63mph
Elsa

Gainesville

Palm Coast

De Soto Valley

Orlando

West Florida

Tampa

Lakeland

Palm Bay

Melbourne

FLORIDA

Saint Petersburg

Port Saint Lucie

Florida Gap

Lake Okeechobee

Cape Coral

West Palm Beach

Boca Raton

Coral Springs

Pompano Beach

Miami

Florida Valley

100km