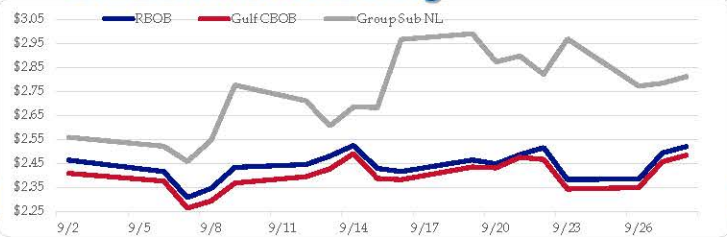


## Gasoline

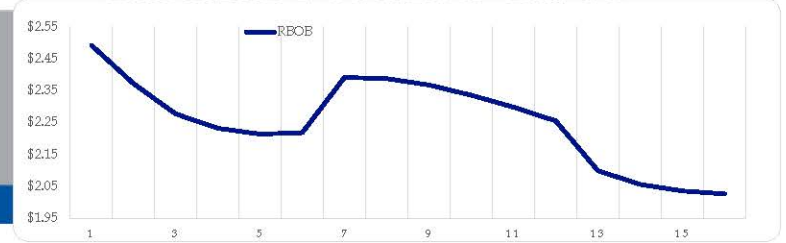
	RBOB	Change	Gulf CBOB	Change	Group Sub NL	Change	Gulf Basis	Group Basis	LA Basis
9/28	\$2.5200	\$0.0269	\$2.4837	\$0.0271	\$2.8107	\$0.0274	\$(0.0369)	\$ 0.2904	\$ 2.3306
9/27	\$2.4931	\$0.1089	\$2.4566	\$0.1073	\$2.7833	\$0.0111	\$(0.0366)	\$ 0.2902	\$ 2.3301
9/26	\$2.3842	\$0.0012	\$2.3493	\$0.0061	\$2.7722	-\$0.1960	\$(0.0349)	\$ 0.3880	\$ 2.2051
9/23	\$2.3830	-\$0.1327	\$2.3432	-\$0.1232	\$2.9682	\$0.1473	\$(0.0398)	\$ 0.5852	\$ 1.9506
9/22	\$2.5157	\$0.0292	\$2.4664	-\$0.0086	\$2.8209	-\$0.0758	\$(0.0493)	\$ 0.3052	\$ 1.4505
9/21	\$2.4865	\$0.0387	\$2.4751	\$0.0437	\$2.8967	\$0.0237	\$(0.0115)	\$ 0.4102	\$ 1.4505
9/20	\$2.4478	-\$0.0163	\$2.4314	-\$0.0038	\$2.8730	-\$0.1163	\$(0.0164)	\$ 0.4252	\$ 1.4505
9/19	\$2.4641	\$0.0484	\$2.4352	\$0.0534	\$2.9893	\$0.0234	\$(0.0290)	\$ 0.5252	\$ 1.4510

RBOB Technicals		
Indicator	Direction	Resistance
MACD	Neutral	3.1427 Aug High
Stochastics	Bullish	2.5645 Sep High
RSI	Neutral	2.2890 Sep Low
ADX	Bearish	1.8800 Dec Low
Momentum	Bullish	
Bias:	Neutral	

## Gasoline History



## Gasoline Forward Curve

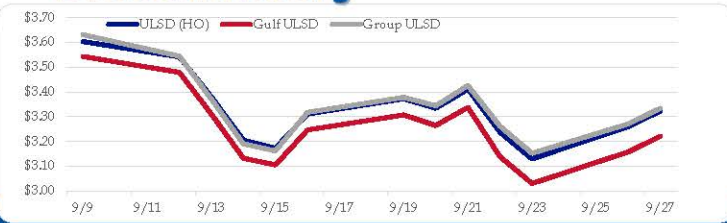


## Diesel

	ULSD (HO)	Change	Gulf ULSD	Change	Group ULSD	Change	Gulf Basis	Group Basis	LA Basis
9/28	\$3.3227	\$0.0628	\$3.2205	\$0.0627	\$3.3336	\$0.0633	\$(0.1027)	\$ 0.0107	\$ 0.2485
9/27	\$3.2599	\$0.1308	\$3.1577	\$0.1278	\$3.2703	\$0.1183	\$(0.1022)	\$ 0.0104	\$ 0.2475
9/26	\$3.1291	-\$0.1080	\$3.0300	-\$0.1081	\$3.1520	-\$0.1091	\$(0.0991)	\$ 0.0229	\$ 0.2693
9/23	\$3.2371	-\$0.1744	\$3.1380	-\$0.1994	\$3.2611	-\$0.1643	\$(0.0991)	\$ 0.0240	\$ 0.2462
9/22	\$3.4115	\$0.0777	\$3.3374	\$0.0734	\$3.4254	\$0.0814	\$(0.0741)	\$ 0.0139	\$ 0.0662
9/21	\$3.3338	-\$0.0384	\$3.2641	-\$0.0430	\$3.3440	-\$0.0337	\$(0.0698)	\$ 0.0102	\$ 0.0672
9/20	\$3.3722	\$0.0614	\$3.3071	\$0.0604	\$3.3777	\$0.0602	\$(0.0651)	\$ 0.0055	\$ 0.0363
9/19	\$3.3108	\$0.1383	\$3.2466	\$0.1418	\$3.3176	\$0.1555			

HO Technicals		
Indicator	Direction	Resistance
MACD	Neutral	4.6444 June High
Stochastics	Oversold	4.1154 Aug High
RSI	Neutral	3.1085 Sep Low
ADX	Bearish	2.9330 March Low
Momentum	Neutral	
Bias:	Neutral	

## Diesel History



## Diesel Forward Curve



## Crude

	WTI	Change	Brent	Change
9/28	\$79.52	\$1.02	\$86.64	\$0.37
9/27	\$78.50	\$1.79	\$86.27	\$2.21
9/26	\$76.71	-\$2.03	\$84.06	-\$2.09
9/23	\$78.74	-\$4.75	\$86.15	-\$4.31
9/22	\$83.49	\$0.53	\$90.46	\$0.63

CPL	Line 1	Change	Line 2	Change
space	-0.0195	\$0.0018	-\$0.0085	-\$0.0056

## Refinery Margins

		Vs WTI				Vs Brent				Group / WCS
	Gulf Gas	Gulf Diesel	3/2/1	5/3/2	Gulf Gas	Gulf Diesel	3/2/1	5/3/2	3/2/1	
9/28	\$24.68	\$54.12	\$34.49	\$36.45	\$16.91	\$46.35	\$26.72	\$28.68	47.01	
9/27	\$21.96	\$50.55	\$31.49	\$33.40	\$14.61	\$43.20	\$24.14	\$26.05	45.04	
9/23	\$19.67	\$53.06	\$30.80	\$33.03	\$12.26	\$45.65	\$23.39	\$25.62	50.03	
9/22	\$20.10	\$56.68	\$32.29	\$34.73	\$13.13	\$49.71	\$25.32	\$27.76	43.45	

## Economic Indicators

## Commodity Futures

	Settle	Change		Settle	Change
S&P 500 Futures	3,644	-16.75	NatGas	6.903	-0.252
DJIA	29,135		Gold	1.627	-4.9
EUR/USD	0.9614	-0.0030	Silver	18.26	
USD Inde	114.05	0.42	Copper	3.32	0.009
US 10 YR YIELD	3.97%	0.09	FCOJ	182.25	10.00
US 2 YR YIELD	4.30%	0.03	Wheat	871.50	9.75
Oil Volatility Inde	56.68	-0.79	Butane	1.069	0.005
S&P Volatility Index (VIX)	32.26	0.34	Propane	0.989	0.002
Nikkei 225 Index	26,195	-165.00	Bitcoin	38,725	-90

## RINs and Price Drivers

Current Year Biodiesel RINs			Current Year Ethanol RINs		
	Settle	Net Change		Settle	Net Change
	1.7350	0.005		1.5800	-0.005

Price Drivers			Price Drivers		
	Settle	Net Change		Settle	Net Change
Soybeans	1408.00	-9.750	Ethanol	2.16	0.000
Soybean Oil	65.66	-1.060	Corn	667.50	-1.500
			Corn Crush	-0.223	

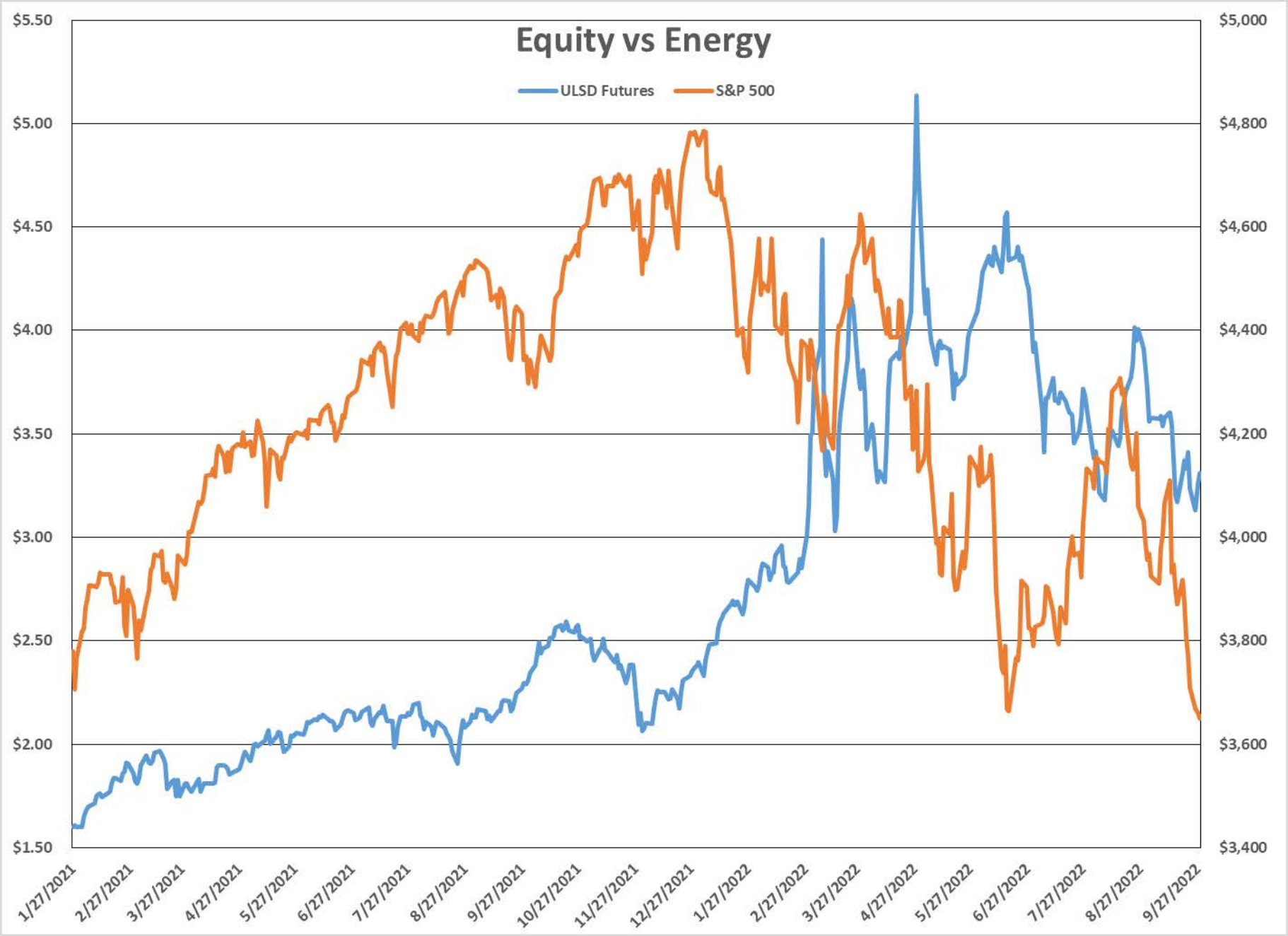
  

BOHO Spread			RVO Estimate		
	Settle	Net Change		Settle	Net Change
	1.665		Per Gallon	\$ 0.1910	\$ -
Soy Crush	717.55		Per Barrel	\$ 8.02	\$ -

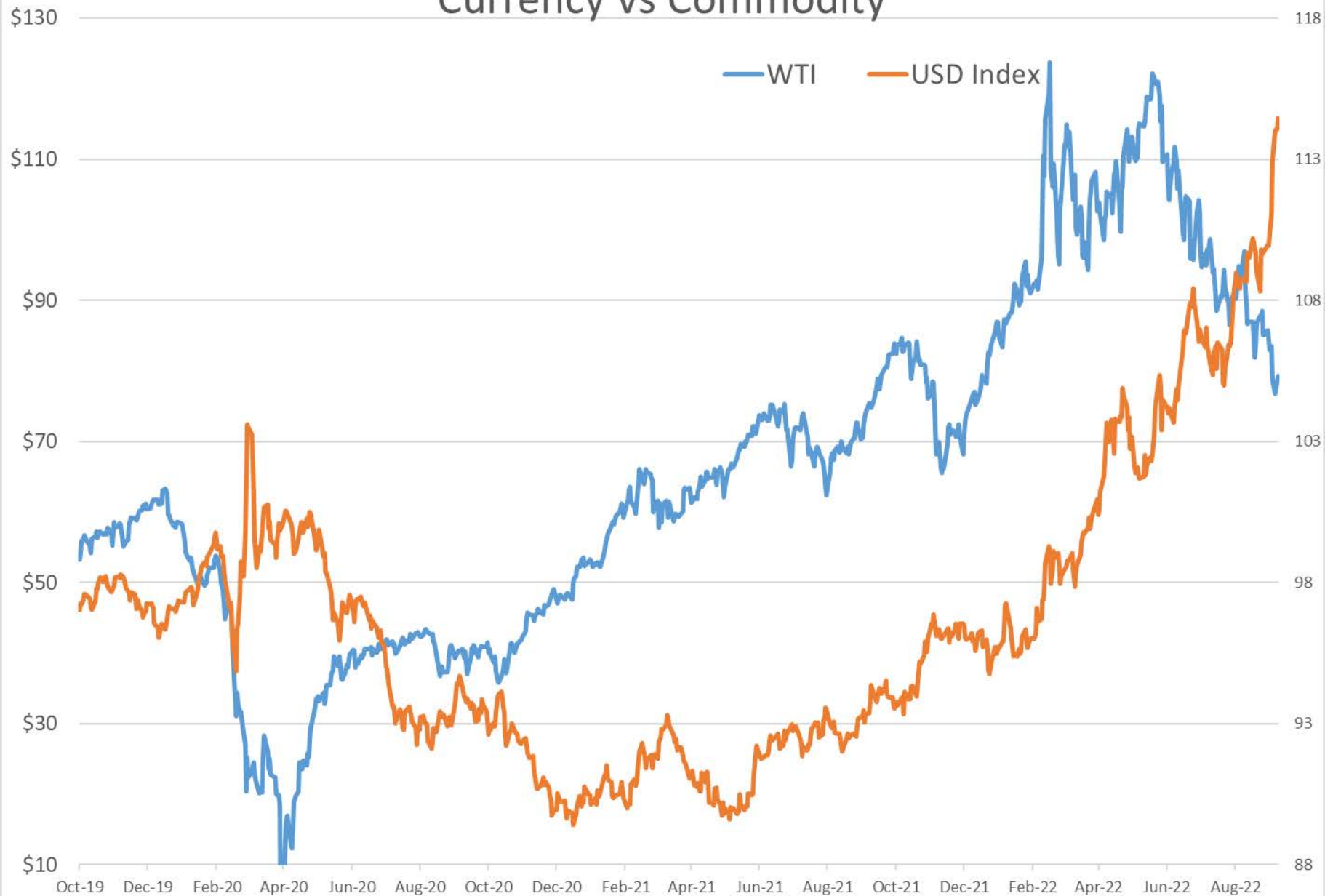
\*SOURCES: Nymex, CBOT, NYSE, ICE, NASDAQ, CME Group, CBOE. Prices delayed.

# Equity vs Energy

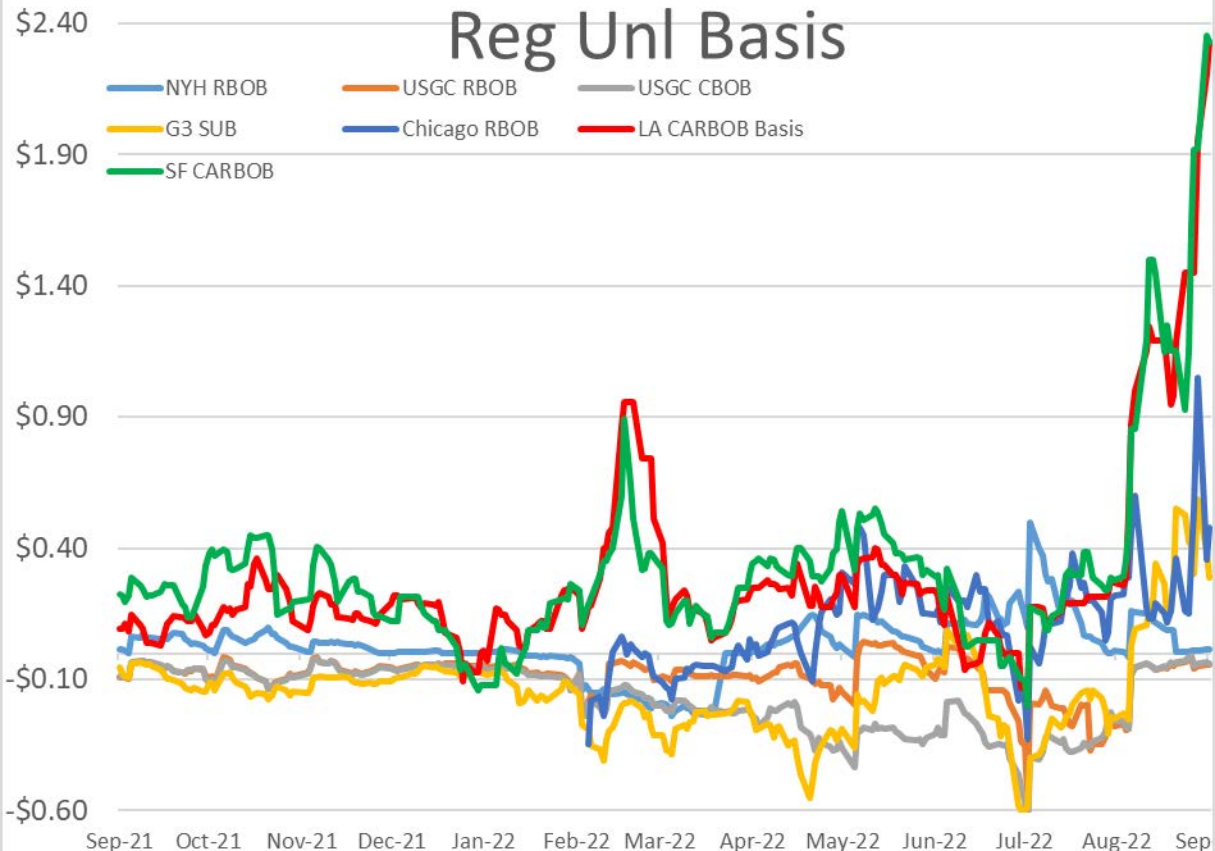
— ULSD Futures — S&P 500



# Currency vs Commodity



# Reg Unl Basis



Montgomery

FLORIDA

Tallahassee

Jacksonville

Orlando

Tampa

Miami

Straits of Florida

Havana

