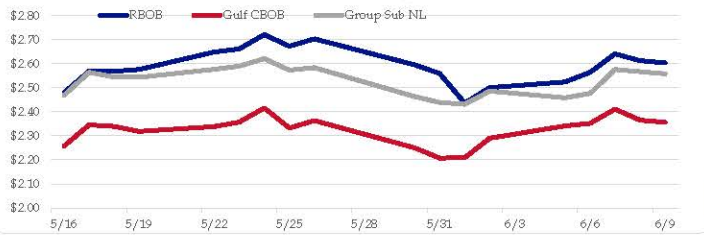


Gasoline

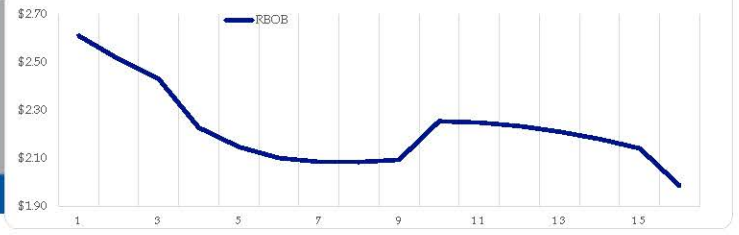
	RBOB	Change	Gulf CBOB	Change	Group Sub NL	Change	Gulf Basis	Group Basis	LA Basis
6/9	\$2.6037	-\$0.0090	\$2.3566	-\$0.0087	\$2.5585	-\$0.0085	\$(0.2476)	\$(0.0455)	\$0.3495
6/8	\$2.6127	-\$0.0285	\$2.3653	-\$0.0461	\$2.5670	-\$0.0094	\$(0.2474)	\$(0.0457)	\$0.3510
6/7	\$2.6412	\$0.0769	\$2.4114	\$0.0593	\$2.5764	\$0.1000	\$(0.2298)	\$(0.0648)	\$0.4010
6/6	\$2.5643	\$0.0399	\$2.3521	\$0.0104	\$2.4764	\$0.0179	\$(0.2122)	\$(0.0879)	\$0.4510
6/5	\$2.5244	\$0.0237	\$2.3417	\$0.0515	\$2.4585	-\$0.0278	\$(0.1827)	\$(0.0660)	\$0.3295
6/2	\$2.5007	\$0.0645	\$2.2902	\$0.0808	\$2.4862	\$0.0548	\$(0.2105)	\$(0.0145)	\$0.2747
6/1	\$2.4362	-\$0.1237	\$2.2095	\$0.0021	\$2.4314	-\$0.0076	\$(0.2268)	\$(0.0048)	\$0.2896
5/31	\$2.5599	-\$0.0360	\$2.2074	-\$0.0429	\$2.4390	-\$0.0246	\$(0.3526)	\$(0.1209)	\$0.2557

RBOB Technicals		
Indicator	Direction	Resistance
MACD	Neutral	3.0221 Oct High
Stochastics	Overbought	2.8943 2023 High
RSI	Neutral	2.2500 May Low
ADX	Bullish	2.0204 Dec 2022 Low
Momentum	Neutral	Support
Bias:	Neutral	

Gasoline History



Gasoline Forward Curve

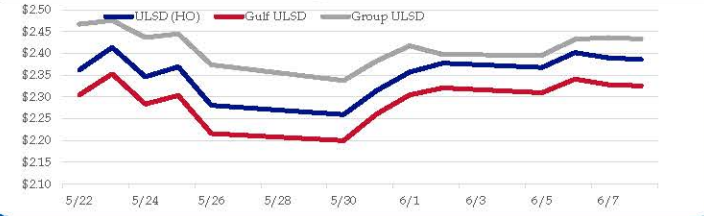


Diesel

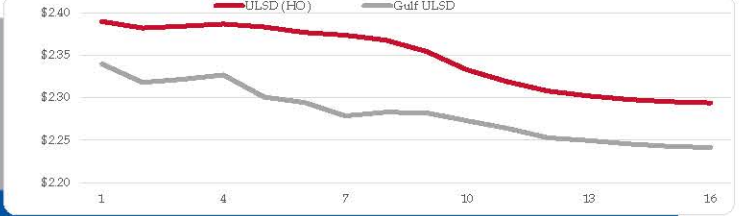
	ULSD (HO)	Change	Gulf ULSD	Change	Group ULSD	Change	Gulf Basis	Group Basis	LA Basis
6/9	\$2.3861	-\$0.0037	\$2.3255	-\$0.0034	\$2.4330	-\$0.0035	\$(0.0620)	\$0.0466	\$0.0005
6/8	\$2.3898	-\$0.0120	\$2.3284	-\$0.0125	\$2.4365	\$0.0042	\$(0.0615)	\$0.0466	\$(0.0005)
6/7	\$2.4018	\$0.0340	\$2.3409	\$0.0311	\$2.4322	\$0.0366	\$(0.0610)	\$0.0304	\$(0.0705)
6/6	\$2.3678	-\$0.0097	\$2.3098	-\$0.0111	\$2.3956	-\$0.0021	\$(0.0580)	\$0.0278	\$(0.0705)
6/5	\$2.3775	\$0.0206	\$2.3209	\$0.0162	\$2.3976	-\$0.0195	\$(0.0566)	\$0.0201	\$(0.0705)
6/2	\$2.3569	\$0.0422	\$2.3047	\$0.0438	\$2.4171	\$0.0344	\$(0.0522)	\$0.0602	\$(0.0755)
6/1	\$2.3147	\$0.0551	\$2.2608	\$0.0608	\$2.3827	\$0.0451	\$(0.0539)	\$0.0680	\$(0.0755)
5/31	\$2.2596	-\$0.0212	\$2.2000	-\$0.0164	\$2.3377	-\$0.0360			

HO Technicals		
Indicator	Direction	Resistance
MACD	Bearish	4.6841 Oct High
Stochastics	Oversold	3.5800 2023 High
RSI	Oversold	2.1500 2023 Low
ADX	Bearish	2.0069 Dec 2022 Low
Momentum	Bearish	Support
Bias:	Neutral	

Diesel History



Diesel Forward Curve



Crude

WTI					Vs WTI				Vs Brent				Group / WCS
	Change	Brent	Change		Gulf Gas	Gulf Diesel	3/2/1	5/3/2	Gulf Gas	Gulf Diesel	3/2/1	5/3/2	3/2/1
6/9	\$71.54	\$0.25	\$76.23	\$0.27	\$28.05	\$26.50	\$27.54	\$27.43	\$23.38	\$21.83	\$22.87	\$22.76	33.45
6/8	\$71.29	-\$1.24	\$75.96	-\$0.99	\$28.75	\$25.79	\$27.76	\$27.56	\$24.33	\$21.37	\$23.34	\$23.14	33.66
6/7	\$72.53	\$0.79	\$76.95	\$0.66	\$27.05	\$25.27	\$26.46	\$26.34	\$22.50	\$20.72	\$21.91	\$21.79	31.14
6/6	\$71.74	-\$0.41	\$76.29	-\$0.42	\$26.20	\$25.33	\$25.91	\$25.85	\$21.64	\$20.77	\$21.35	\$21.29	30.25
6/5	\$72.15	\$0.41	\$76.71	\$2.43									
CPL space	Line 1	Change	Line 2	Change									
	0.0380	-\$0.0045	-\$0.0070	\$0.0012									

Refinery Margins

RINs and Price Drivers

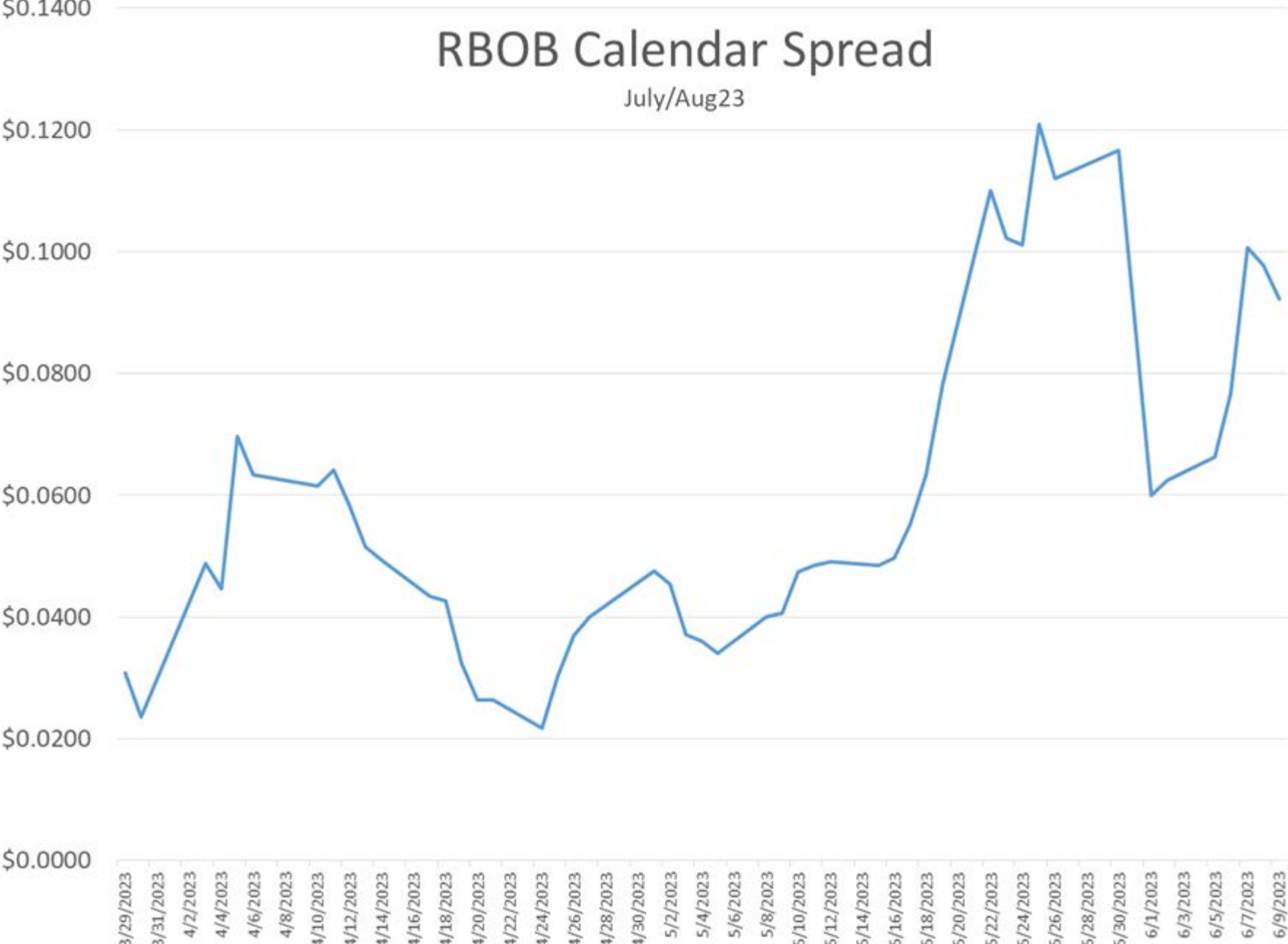
Current Year Biodiesel RINs			Current Year Ethanol RINs		
	Settle	Net Change		Settle	Net Change
	1.4470	0.015		1.4185	0.008
Price Drivers			Price Drivers		
	Settle	Net Change		Settle	Net Change
Soybeans	1363.25	3.250	Ethanol	2.16	0.000
Soybean Oil	52.50	0.160	Com	610.25	-5.000
BOHO Spread	1.548		Com Crush	-0.018	
Soy Crush	572.76		RVO Estimate		
			Per Gallon	\$ 0.1630	\$ 0.0010
			Per Barrel	\$ 6.85	\$ 0.04

Economic Indicators			Commodity Futures		
	Settle	Change		Settle	Change
S&P 500 Futures	4,301	2.25	NatGas	2,352	
DJIA	33,834	168.59	Gold	1,964	3.0
EUR/USD	1.0785	-0.0006	Silver	24.26	0.1
USD Index	103.32	0.12	Copper	3.80	
US 10 YR YIELD	3.73%	-0.06	FCOJ	258.35	4.50
US 2 YR YIELD	4.52%	-0.04	Wheat	626.25	2.75
Oil Volatility Index	34.13	1.05	Butane	0.663	
S&P Volatility Index (VIX)	13.94	-0.29	Propane	0.599	
Nikkei 225 Index	31,955	545.00	Bitcoin	26,650	110

*SOURCES: Nymex, CBOT, NYSE, ICE, NASDAQ, CME Group, CBOE. Prices delayed.

RBOB Calendar Spread

July/Aug23



NYH RBOB Basis (Prompt)

