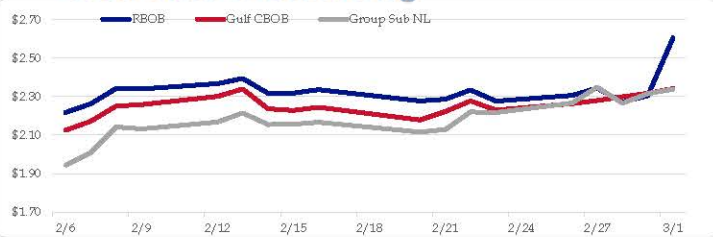


Gasoline

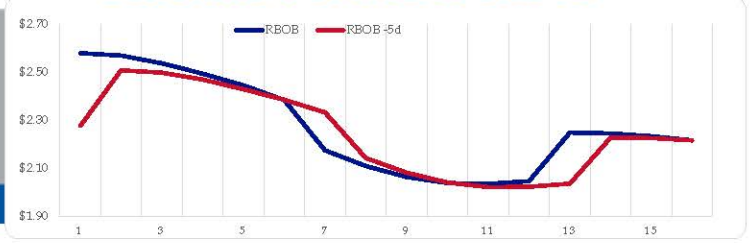
	RBOB	Change	Gulf CBOB	Change	Group Sub NL	Change	Gulf Basis	Group Basis	LA Basis
3/1	\$2.6058	\$0.0244	\$2.3421	\$0.0247	\$2.3393	\$0.0239	\$ (0.2643)	\$ (0.2668)	\$ 0.4762
2/29	\$2.3043	\$0.0333	\$2.3174	\$0.0185	\$2.3154	\$0.0505	\$ 0.0131	\$ 0.0111	\$ 0.4777
2/28	\$2.2710	-\$0.0734	\$2.2989	\$0.0192	\$2.2650	-\$0.0841	\$ 0.0279	\$ (0.0061)	\$ 0.4762
2/27	\$2.3444	\$0.0388	\$2.2797	\$0.0164	\$2.3490	\$0.0831	\$ (0.0647)	\$ 0.0046	\$ 0.4460
2/26	\$2.3056	\$0.0289	\$2.2633	\$0.0332	\$2.2659	\$0.0487	\$ (0.0423)	\$ (0.0397)	\$ 0.4061
2/23	\$2.2767	-\$0.0580	\$2.2301	-\$0.0469	\$2.2172	-\$0.0027	\$ (0.0467)	\$ (0.0595)	\$ 0.3323
2/22	\$2.3347	\$0.0487	\$2.2770	\$0.0551	\$2.2199	\$0.0912	\$ (0.0577)	\$ (0.1148)	\$ 0.1796
2/21	\$2.2860	\$0.0086	\$2.2219	\$0.0435	\$2.1287	\$0.0136	\$ (0.0642)	\$ (0.1573)	\$ 0.1818

RBOB Technicals		
Indicator	Direction	Resistance
MACD	Neutral	2.7703 Sep High
Stochastics	Oversold	2.6330 Feb 2024 High
RSI	Oversold	2.0072 Jan 2024 Low
ADX	Bullish Trend	1.9672 Dec 2023 Low
Momentum	Bearish	
Bias:	Bullish	

Gasoline History



Gasoline Forward Curve

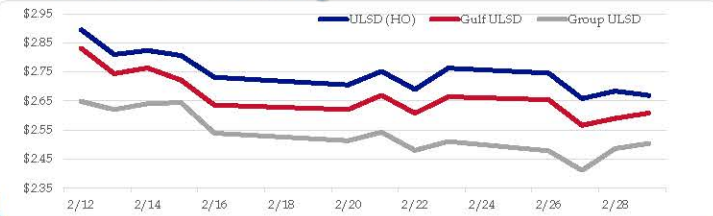


Diesel

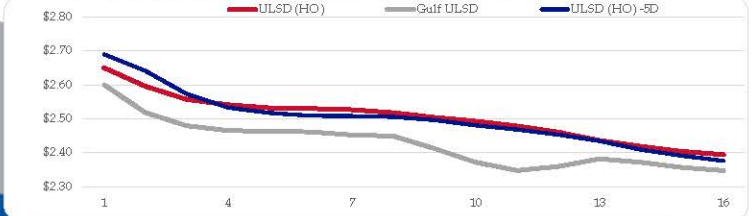
	ULSD (HO)	Change	Gulf ULSD	Change	Group ULSD	Change	Gulf Basis	Group Basis	LA Basis
3/1	\$2.6691	\$0.0175	\$2.6082	\$0.0175	\$2.5037	\$0.0171	\$ (0.0941)	\$ (0.1657)	\$ 0.0018
2/29	\$2.6838	\$0.0255	\$2.5902	\$0.0239	\$2.4866	\$0.0753	\$ (0.0936)	\$ (0.1973)	\$ 0.0006
2/28	\$2.6583	-\$0.0877	\$2.5663	-\$0.0882	\$2.4112	-\$0.0676	\$ (0.0920)	\$ (0.2471)	\$ (0.0028)
2/27	\$2.7460	-\$0.0167	\$2.6545	-\$0.0100	\$2.4788	-\$0.0316	\$ (0.0915)	\$ (0.2673)	\$ (0.0238)
2/26	\$2.7627	\$0.0730	\$2.6645	\$0.0568	\$2.5103	\$0.0304	\$ (0.0983)	\$ (0.2524)	\$ (0.0409)
2/23	\$2.6897	-\$0.0623	\$2.6076	-\$0.0618	\$2.4799	-\$0.0626	\$ (0.0821)	\$ (0.2098)	\$ (0.0341)
2/22	\$2.7520	\$0.0468	\$2.6694	\$0.0489	\$2.5425	\$0.0293	\$ (0.0826)	\$ (0.2095)	\$ (0.0317)
2/21	\$2.7052	-\$0.0263	\$2.6205	-\$0.0155	\$2.5132	-\$0.0261			

HO Technicals		
Indicator	Direction	Resistance
MACD	Neutral	3.0476 Nov High
Stochastics	Bullish	2.9735 Feb High
RSI	Neutral	2.4840 Dec Low
ADX	Bearish	2.3750 July Low
Momentum	Neutral	
Bias:	Neutral	

Diesel History



Diesel Forward Curve



Crude

	WTI	Change	Brent	Change
3/1	\$79.67	\$1.41	\$83.31	-\$0.31
2/29	\$78.26	-\$0.28	\$83.62	-\$0.06
2/28	\$78.54	-\$0.33	\$83.68	\$0.03
2/27	\$78.87	\$1.29	\$83.65	\$1.12
2/26	\$77.58	\$1.09	\$82.53	-\$1.14
CPL space	Line 1 -0.0425	Change -0.0025	Line 2 -0.0070	Change 0.0012

Refinery Margins

Vs WTI				Vs Brent				Group / WCS
Gulf Gas	Gulf Diesel	3/2/1	5/3/2	Gulf Gas	Gulf Diesel	3/2/1	5/3/2	3/2/1
\$19.07	\$30.53	\$22.89	\$23.65	\$13.71	\$25.17	\$17.53	\$18.29	\$ 33.10
\$18.01	\$29.24	\$21.76	\$22.51	\$12.87	\$24.10	\$16.62	\$17.37	\$ 30.64
\$16.88	\$32.62	\$22.12	\$23.17	\$12.10	\$27.84	\$17.34	\$18.39	\$ 33.60
\$17.48	\$34.33	\$23.09	\$24.22	\$12.53	\$29.38	\$18.14	\$19.27	\$ 33.01
\$17.17	\$33.03	\$22.46	\$23.51	\$9.99	\$25.85	\$15.28	\$16.33	\$ 32.31

Economic Indicators

Commodity Futures

	Settle	Change		Settle	Change
S&P 500 Futures	5,103	-0.75	US NatGas	1.89	-0.025
DJIA	38,996	47.37	TTF NatGas	7.90	-0.2
Nasdaq 100	18,044	169.35	Gold	2,046	-2.7
EUR/USD	1.0809	0.0012	Silver	22.7	0.0
USD Index	104.10	-0.01	Copper	356	7.1
US 10 YR YIELD	4.25%	-0.02	FCOJ	1,128	11.00
US 2 YR YIELD	4.64%	0.00	Wheat	578	-1.75
Oil Volatility Index (OVX)	31.21	0.29	Butane	1.06	0.001
S&P Volatility Index (VIX)	13.84	-0.44	Propane	0.90	0.000
Nikkei 225 Index	39,305	690.00	Feeder Cattle	249	0.003
			Bitcoin	62,760	460

RINs and Price Drivers

Current Year Bio RINs (D4)			Current Year Ethanol RINs (D6)		
	Settle	Net Change		Settle	Net Change
	0.4495	0.018		0.4410	0.018
Price Drivers			Price Drivers		
Soybeans	1128.25	11,000	Ethanol	1.40	0.005
Soybean Oil	44.66	0.460	Com	415.75	0.250
BOHO Spread	0.666		Com Crush	-0.087	
Soy Crush	487.31		RVO Estimate		
			Per Gallon	\$ 0.0620	\$ 0.0020
			Per Barrel	\$ 2.60	\$ 0.08

*SOURCES: Nymex, CBOT, NYSE, ICE, NASDAQ, CME Group, CBOE. Prices delayed.



Morse

Canadian

Smokehouse Creek Fire

Stinnett

Miami

Fritch

Borger

Skellytown

Pampa

Sw