

**Gasoline**

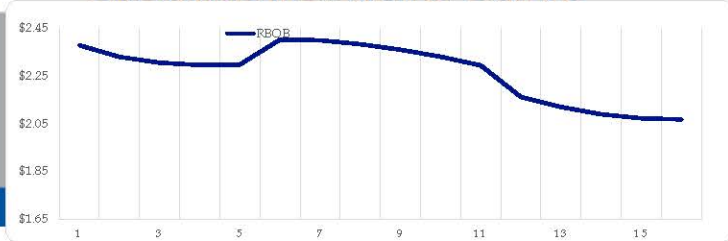
	RBOB	Change	Gulf CBOB	Change	Group Sub NL	Change	Gulf Basis	Group Basis	LA Basis
10/12	\$2.3804	\$0.0025	\$2.3348	\$0.0030	\$2.3157	\$0.0026	\$(0.0461)	\$(0.0650)	\$0.0310
10/11	\$2.3779	\$0.0117	\$2.3318	\$0.0013	\$2.3131	-\$0.0036	\$(0.0461)	\$(0.0648)	\$0.0305
10/8	\$2.3662	\$0.0318	\$2.3305	\$0.0322	\$2.3167	\$0.0214	\$(0.0357)	\$(0.0495)	\$0.0405
10/7	\$2.3344	\$0.0262	\$2.2983	\$0.0240	\$2.2954	\$0.0295	\$(0.0361)	\$(0.0391)	\$0.0405
10/6	\$2.3082	-\$0.0497	\$2.2743	-\$0.0547	\$2.2659	-\$0.0535	\$(0.0339)	\$(0.0423)	\$0.0405
10/5	\$2.3579	\$0.0494	\$2.3290	\$0.0499	\$2.3194	\$0.0469	\$(0.0290)	\$(0.0385)	\$0.0955
10/4	\$2.3085	\$0.0585	\$2.2791	\$0.0620	\$2.2725	\$0.0598	\$(0.0294)	\$(0.0360)	\$0.1055
10/1	\$2.2500	-\$0.0036	\$2.2171	\$0.0583	\$2.2127	\$0.0522	\$(0.0330)	\$(0.0373)	\$0.1460

RBOB Technicals		
Indicator	Direction	Resistance
MACD	Overbought	3.1520 2014 High
Stochastics	Overbought	2.3900 2021 High
RSI	Overbought	2.0051 Aug Low
ADX	Bullish Trend	1.8891 March Low
Momentum	Neutral	
Bias:	Neutral	

**Gasoline History**



**Gasoline Forward Curve**

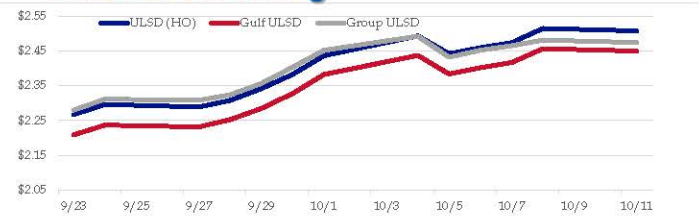


**Diesel**

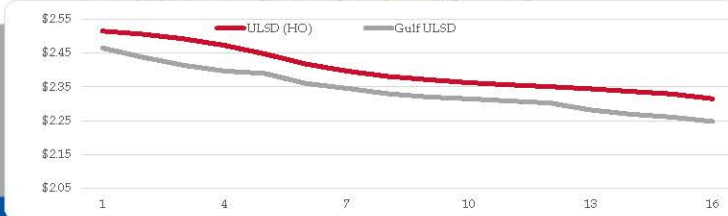
	ULSD (HO)	Change	Gulf ULSD	Change	Group ULSD	Change	Gulf Basis	Group Basis	LA Basis
10/12	\$2.5080	-\$0.0070	\$2.4497	-\$0.0069	\$2.4744	-\$0.0073	\$(0.0590)	\$(0.0339)	\$(0.0445)
10/11	\$2.5150	\$0.0413	\$2.4566	\$0.0395	\$2.4817	\$0.0163	\$(0.0585)	\$(0.0334)	\$(0.0455)
10/8	\$2.4737	\$0.0141	\$2.4170	\$0.0152	\$2.4654	\$0.0130	\$(0.0567)	\$(0.0084)	\$(0.0255)
10/7	\$2.4596	\$0.0176	\$2.4019	\$0.0179	\$2.4524	\$0.0202	\$(0.0578)	\$(0.0072)	\$(0.0155)
10/6	\$2.4420	-\$0.0516	\$2.3839	-\$0.0537	\$2.4321	-\$0.0604	\$(0.0581)	\$(0.0099)	\$(0.0080)
10/5	\$2.4936	\$0.0570	\$2.4376	\$0.0554	\$2.4926	\$0.0404	\$(0.0560)	\$(0.0010)	\$(0.0118)
10/4	\$2.4366	\$0.0539	\$2.3822	\$0.0545	\$2.4521	\$0.0489	\$(0.0544)	\$0.0155	\$(0.0205)
10/1	\$2.3827	\$0.0410	\$2.3278	\$0.0432	\$2.4032	\$0.0469			

HO Technicals		
Indicator	Direction	Resistance
MACD	Overbought	2.5468 Nov 2014 High
Stochastics	Overbought	2.5269 2021 High
RSI	Overbought	1.9553 June Low
ADX	Bullish Trend	1.7295 March Low
Momentum	Neutral	
Bias:	Neutral	

**Diesel History**



**Diesel Forward Curve**



**Crude**

	WTI	Change	Brent	Change
10/12	\$80.56	\$0.04	\$83.84	\$0.19
10/11	\$80.52	\$1.17	\$83.65	\$1.26
10/8	\$79.35	\$1.06	\$82.39	\$0.44
10/7	\$78.30	\$0.87	\$81.95	\$0.87
10/6	\$77.43	-\$1.50	\$81.08	-\$1.48
Line 1	Change	Line 2	Change	
CPL space	-0.0045	-\$0.0020	-\$0.0033	-\$0.0003

**Refinery Margins**

Vs WTI					Vs Brent					Group / WCS
	Gulf Gas	Gulf Diesel	3/2/1	5/3/2	Gulf Gas	Gulf Diesel	3/2/1	5/3/2	3/2/1	
10/12	\$17.41	\$22.66	\$19.16	\$19.51	\$14.28	\$19.53	\$16.03	\$16.38	20.16	
10/11	\$18.53	\$22.16	\$19.74	\$19.98	\$15.49	\$19.12	\$16.70	\$16.94	20.03	
10/8	\$18.23	\$22.58	\$19.68	\$19.97	\$14.58	\$18.93	\$16.03	\$16.32	20.30	
10/6	\$18.09	\$22.69	\$19.62	\$19.93	\$14.44	\$19.04	\$15.97	\$16.28	20.06	

**Economic Indicators**

**Commodity Futures**

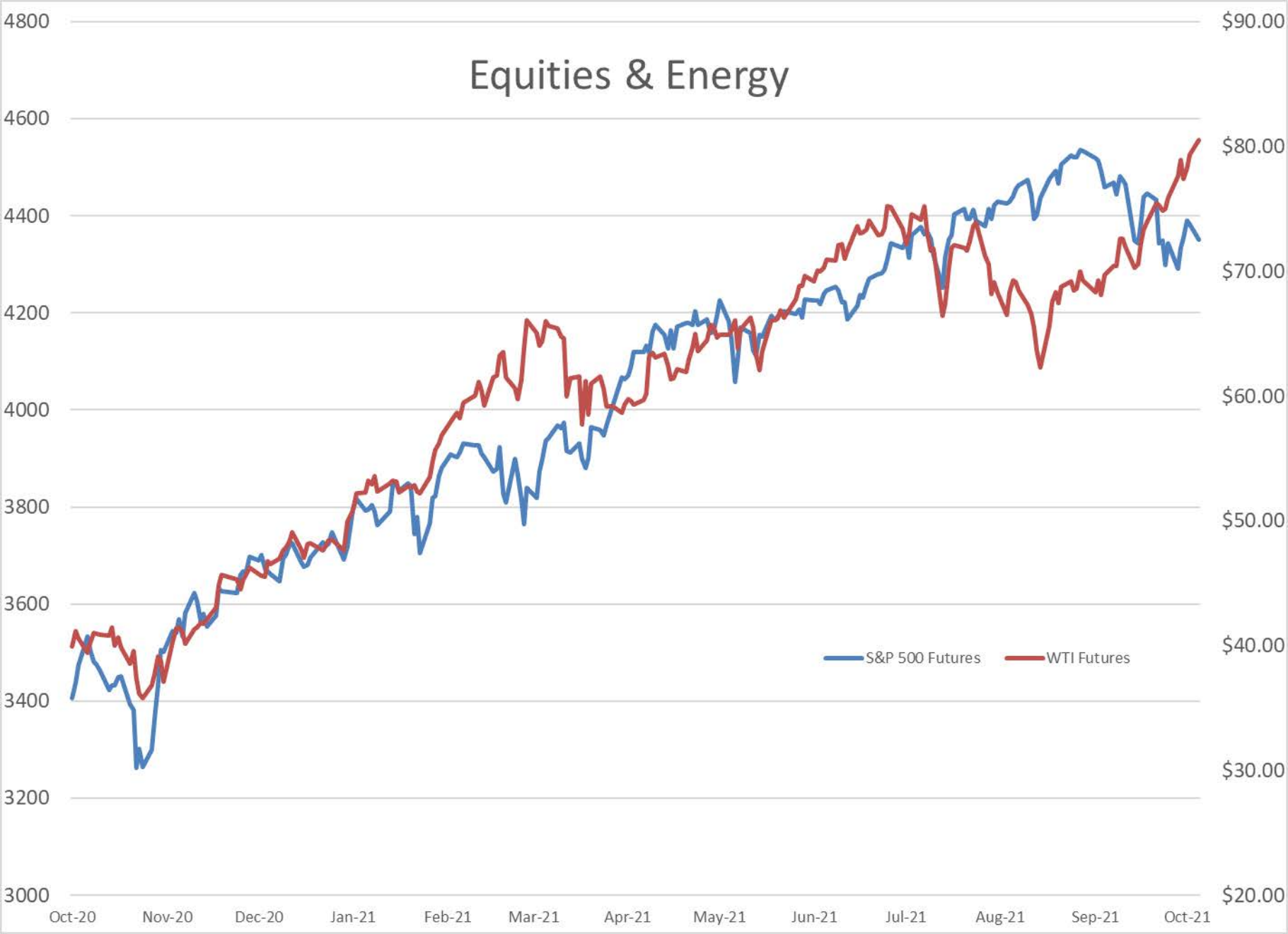
	Settle	Change		Settle	Change
S&P 500 Futures	4,356	4.50	NatGas	5.565	-0.220
DJIA	34,496		Gold	1,755	5.3
EUR/USD	1.1562	-0.0006	Silver	22.64	
USD Index	94.33	-0.02	Copper	4.37	-0.010
US 10 YR YIELD	1.61%	0.03	FCOJ	125.55	-0.05
US 2 YR YIELD	0.32%	0.00	Wheat	731.75	1.25
Oil Volatility Index	38.00	0.51	Butane	1.595	0.015
S&P Volatility Index (VIX)	18.77	1.23	Propane	1.463	0.010
Nikkei 225 Index	28,505	-230.00	Bitcoin	57,990	-440

**RINs and Price Drivers**

Current Year Biodiesel RINs			Current Year Ethanol RINs		
	Settle	Net Change		Settle	Net Change
	1.4800	-0.008		1.2275	-0.008
Price Drivers			Price Drivers		
Soybeans	1228.25	-3.750	Ethanol	2.21	0.000
Soybean Oil	60.29	0.030	Com	533.00	-1.500
BOHO Spread	2.007		Com Crush	0.303	
Soy Crush	657.86		RVO Estimate		
			Per Gallon	\$ 0.1550	\$ (0.0010)
			Per Barrel	\$ 6.51	\$ (0.04)

\*SOURCES: Nymex, CBOT, NYSE, ICE, NASDAQ, CME Group, CBOE. Prices delayed.

# Equities & Energy





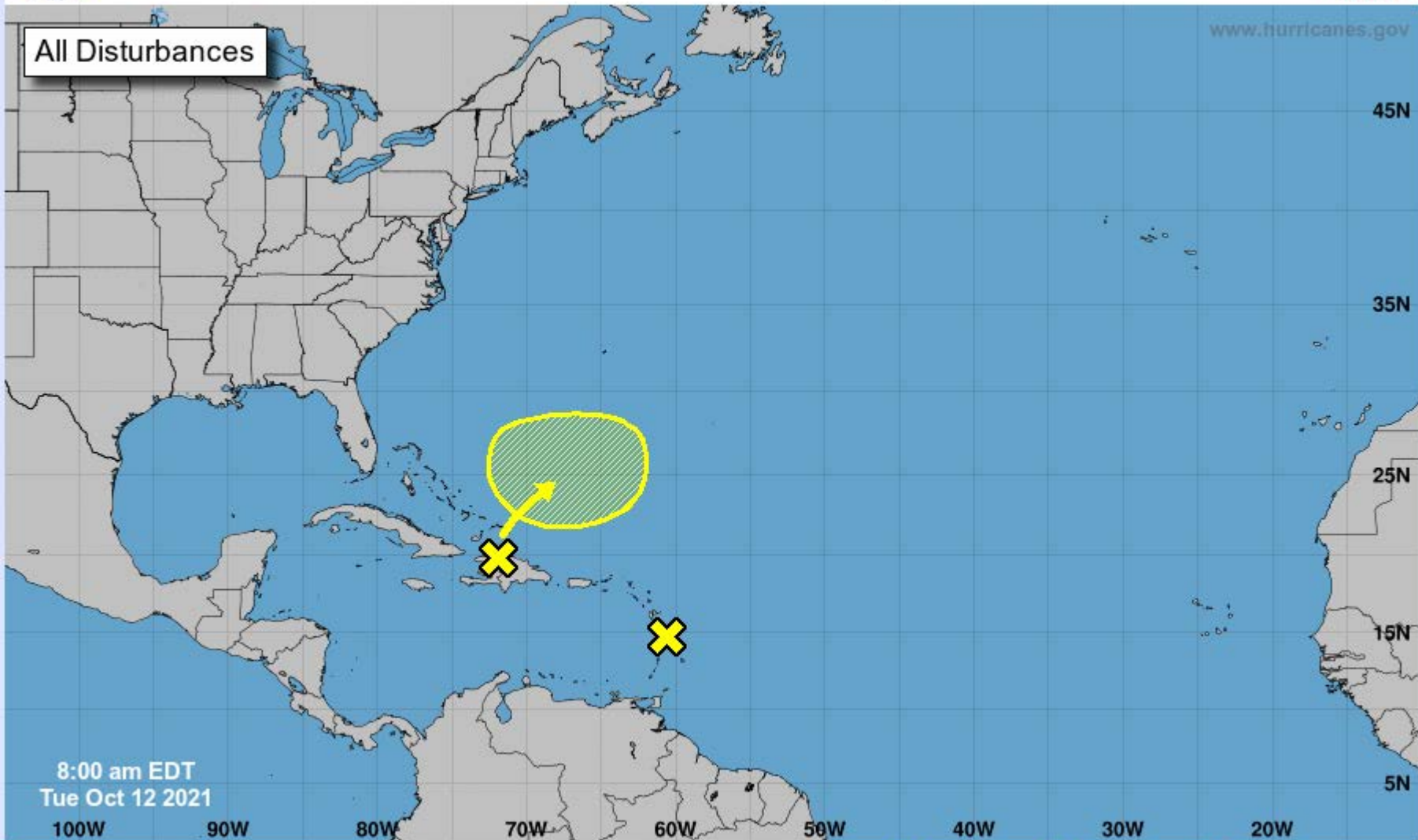
# Five-Day Graphical Tropical Weather Outlook

National Hurricane Center Miami, Florida



www.hurricanes.gov

All Disturbances



8:00 am EDT  
Tue Oct 12 2021

100W 90W 80W 70W 60W 50W 40W 30W 20W

Current Disturbances and Five-Day Cyclone Formation Chance: < 40% 40-60% > 60%

Tropical or Sub-Tropical Cyclone: Depression Storm Hurricane

Post-Tropical Cyclone or Remnants