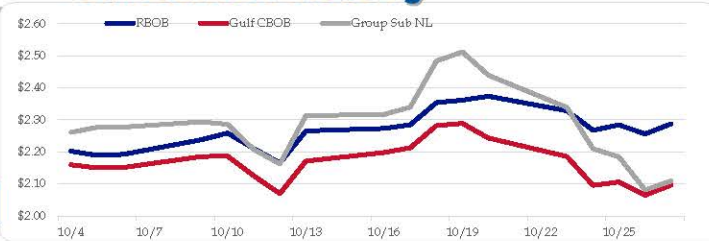


Gasoline

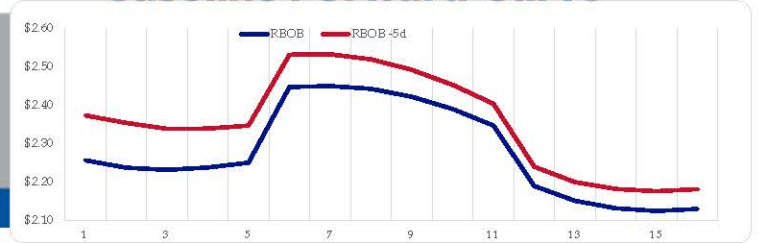
	RBOB	Change	Gulf CBOB	Change	Group Sub NL	Change	Gulf Basis	Group Basis	LA Basis
10/27	\$2.2877	\$0.0316	\$2.0966	\$0.0319	\$2.1092	\$0.0281	\$ (0.1916)	\$ (0.1788)	\$ 0.2480
10/26	\$2.2561	-\$0.0281	\$2.0647	-\$0.0413	\$2.0811	-\$0.1033	\$ (0.1914)	\$ (0.1750)	\$ 0.2495
10/25	\$2.2842	\$0.0166	\$2.1060	\$0.0105	\$2.1844	-\$0.0253	\$ (0.1782)	\$ (0.0998)	\$ 0.2306
10/24	\$2.2676	-\$0.0609	\$2.0955	-\$0.0896	\$2.2097	-\$0.1291	\$ (0.1721)	\$ (0.0579)	\$ 0.1861
10/23	\$2.3285	-\$0.0451	\$2.1852	-\$0.0581	\$2.3388	-\$0.1003	\$ (0.1434)	\$ 0.0103	\$ 0.2145
10/20	\$2.3736	\$0.0119	\$2.2433	-\$0.0454	\$2.4391	-\$0.0728	\$ (0.1303)	\$ 0.0655	\$ 0.2447
10/19	\$2.3617	\$0.0082	\$2.2887	\$0.0067	\$2.5119	\$0.0282	\$ (0.0730)	\$ 0.1502	\$ 0.2296
10/18	\$2.3535	\$0.0690	\$2.2821	\$0.0690	\$2.4837	\$0.1440	\$ (0.0715)	\$ 0.1302	\$ 0.2168

RBOB Technicals		
Indicator	Direction	Resistance
MACD	Neutral	2.9936 2023 High
Stochastics	Bullish	2.7703 Sep High
RSI	Neutral	2.1709 2023 Low
ADX	Bearish	2.0204 Dec 2022 Low
Momentum	Neutral	
Bias:	Neutral	

Gasoline History



Gasoline Forward Curve



Diesel

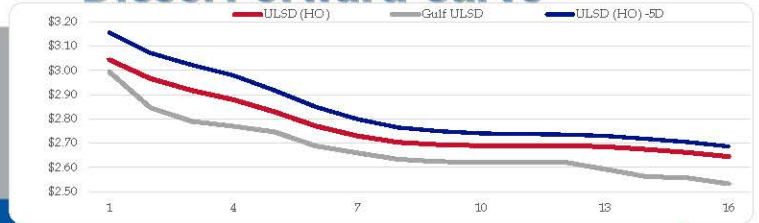
	ULSD (HO)	Change	Gulf ULSD	Change	Group ULSD	Change	Gulf Basis	Group Basis	LA Basis
10/27	\$3.0494	\$0.0055	\$2.8955	\$0.0058	\$3.0225	\$0.0057	\$ (0.1553)	\$ (0.0271)	\$ (0.0378)
10/26	\$3.0439	\$0.0134	\$2.8892	\$0.0047	\$3.0168	-\$0.0116	\$ (0.1548)	\$ (0.0271)	\$ (0.0388)
10/25	\$3.0305	-\$0.0144	\$2.8844	-\$0.0216	\$3.0284	-\$0.0855	\$ (0.1461)	\$ (0.0021)	\$ (0.0319)
10/24	\$3.0449	-\$0.0506	\$2.9060	-\$0.0630	\$3.1139	-\$0.5217	\$ (0.1389)	\$ 0.0690	\$ (0.0429)
10/23	\$3.0955	-\$0.0611	\$2.9690	-\$0.0617	\$3.6356	-\$0.5687	\$ (0.1265)	\$ 0.5401	\$ (0.0104)
10/20	\$3.1566	-\$0.0164	\$3.0307	-\$0.0409	\$4.2043	\$0.0058	\$ (0.1259)	\$ 1.0477	\$ 0.0046
10/19	\$3.1730	\$0.0337	\$3.0716	\$0.0343	\$4.1985	\$0.4587	\$ (0.1014)	\$ 1.0255	\$ 0.0389
10/18	\$3.1393	-\$0.0374	\$3.0374	-\$0.0359	\$3.7398	\$0.2653			

HO Technicals		
Indicator	Direction	Resistance
MACD	Neutral	3.5800 2003 High
Stochastics	Bearish	3.5092 Sep High
RSI	Neutral	2.8336 Oct Low
ADX	Bearish	2.1500 2023 low
Momentum	Neutral	
Bias:	Neutral	

Diesel History



Diesel Forward Curve



Crude

	WTI	Change	Brent	Change
10/27	\$84.83	\$1.62	\$89.56	\$1.63
10/26	\$83.21	-\$2.18	\$87.93	-\$2.20
10/25	\$85.39	\$1.65	\$90.13	\$2.06
10/24	\$83.74	-\$1.75	\$88.07	-\$1.76
10/23	\$85.49	-\$3.26	\$89.83	-\$2.55
CPL space	Line 1 0.0863	Change \$0.0088	Line 2 \$0.0105	Change \$0.0012

Refinery Margins

Vs WTI				Vs Brent				Group / WCS	
	Gulf Gas	Gulf Diesel	3/2/1	5/3/2	Gulf Gas	Gulf Diesel	3/2/1	5/3/2	3/2/1
10/27	\$3.51	\$38.13	\$15.05	\$17.36	-\$1.21	\$33.41	\$10.33	\$12.64	\$ 27.12
10/26	\$3.06	\$35.75	\$13.96	\$16.14	-\$1.68	\$31.01	\$9.22	\$11.40	\$ 30.17
10/25	\$4.27	\$38.31	\$15.62	\$17.89	-\$0.06	\$33.98	\$11.29	\$13.56	\$ 33.73
10/24	\$6.29	\$39.21	\$17.26	\$19.45	\$1.95	\$34.87	\$12.92	\$15.11	\$ 42.89
10/23	\$5.47	\$38.54	\$16.49	\$18.70	\$1.84	\$34.91	\$12.86	\$15.07	\$ 50.41

Economic Indicators

	Settle	Change
S&P 500 Futures	4,175	18.50
DJIA		#VALUE!
EUR/USD	1.0568	-0.0018
USD Index	106.42	0.08
US 10 YR YIELD	4.86%	-0.09
US 2 YR YIELD	5.02%	-0.06
Oil Volatility Index	44.91	-0.98
S&P Volatility Index (VIX)	20.19	0.49
Nikkei 225 Index	30,600	290.00

Commodity Futures

	Settle	Change
US NatGas	3.010	0.204
TTF NatGas	15.72	0.2
Gold	1,987	
Silver	22.79	
Copper	396.85	-2.850
FCO J	1279.50	16.25
Wheat	579.50	-1.50
Butane	0.800	-0.001
Propane	0.685	-0.002
Bitcoin	34,065	-40

1 Wk Change

0.158
0.0
4.7
-0.6
0.027
-0.004
-0.009

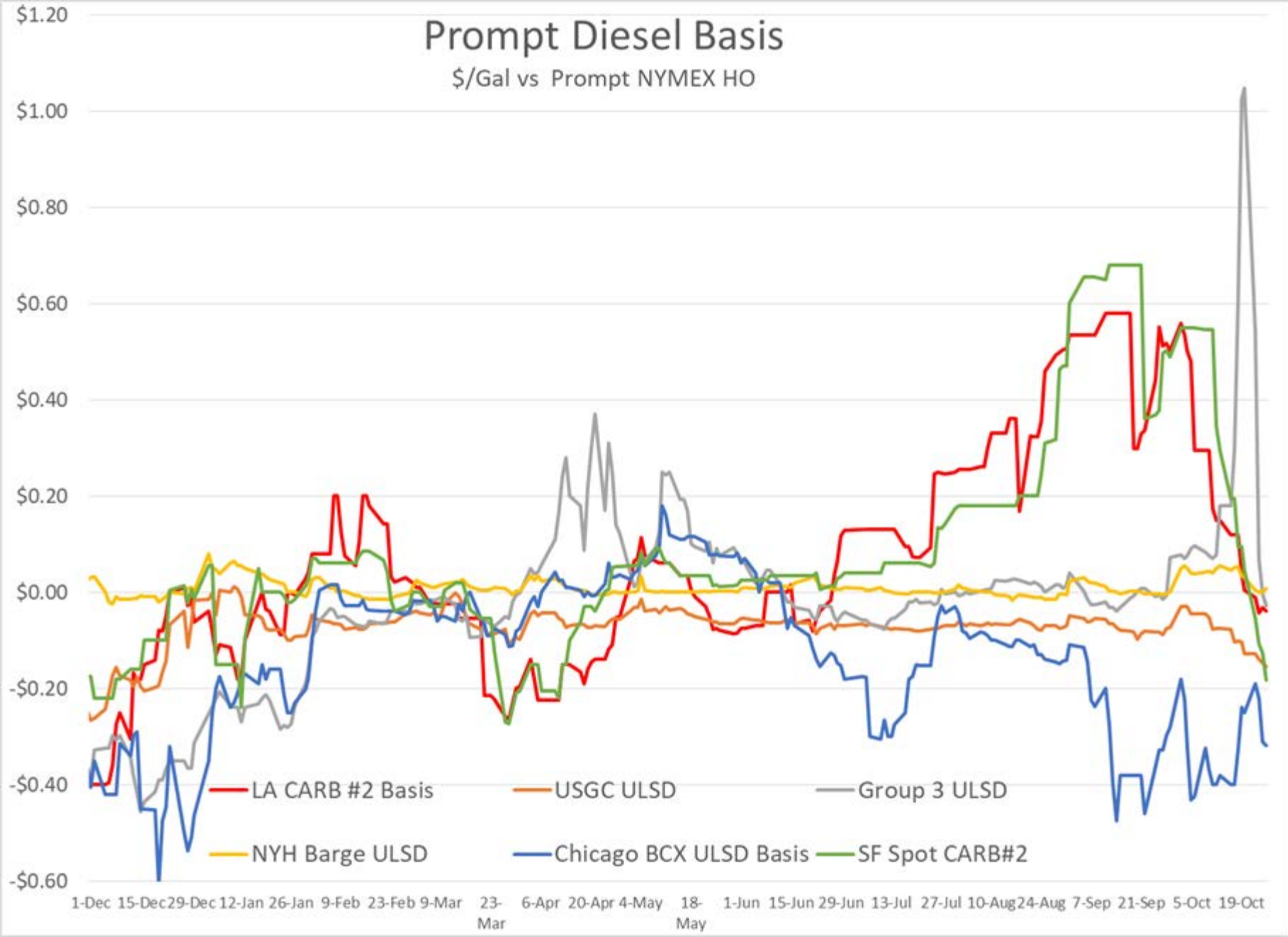
RINs and Price Drivers

Current Year Biodiesel RINs			Current Year Ethanol RINs		
	Settle	Net Change		Settle	Net Change
	0.8783	-0.003		0.8725	-0.003
Price Drivers			Price Drivers		
Soybeans	Settle 1279.50	Net Change 16.250	Ethanol	Settle 2.11	Net Change -0.085
Soybean Oil	51.74	0.910	Com	479.25	1.750
BOHO Spread	0.837		Com Crush	0.393	
Soy Crush	565.79		RVO Estimate		
			Per Gallon	\$ 0.1110	\$ -
			Per Barrel	\$ 4.66	\$ -

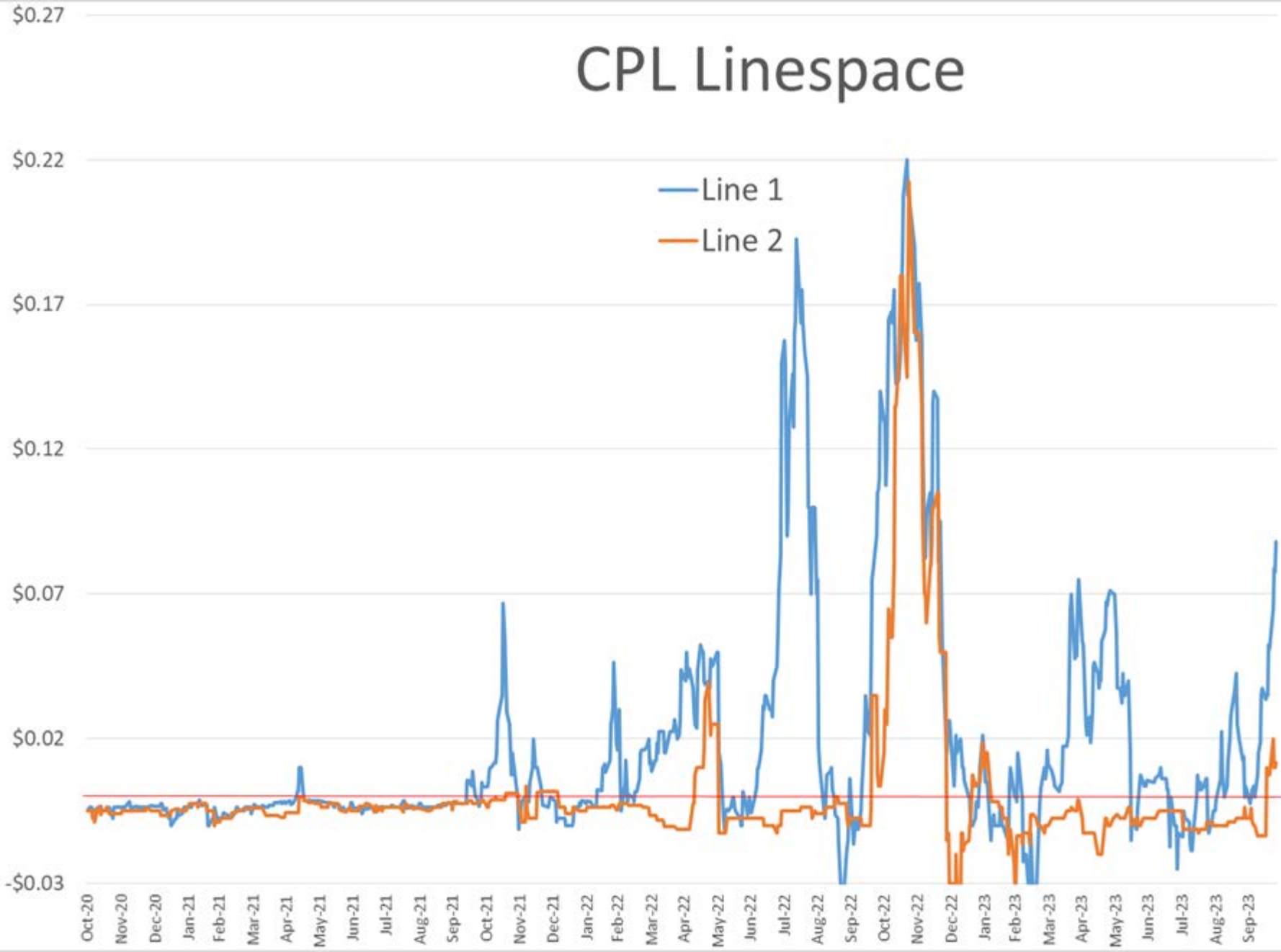
*SOURCES: Nymex, CBOT, NYSE, ICE, NASDAQ, CME Group, CBOE. Prices delayed.

Prompt Diesel Basis

\$/Gal vs Prompt NYMEX HO



CPL Linespace



Ethanol Spot Prices

