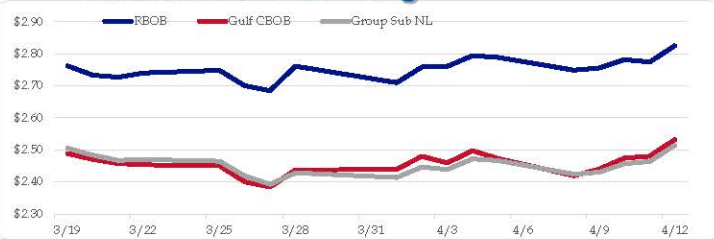


Gasoline

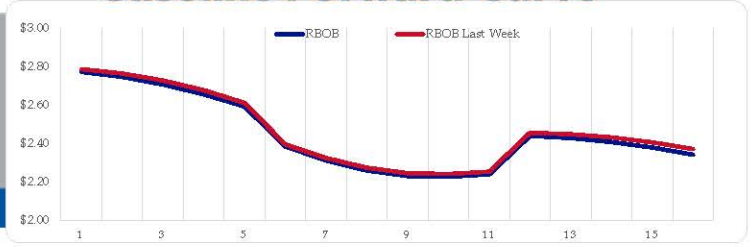
	RBOB	Change	Gulf CBOB	Change	Group Sub NL	Change	Gulf Basis	Group Basis	LA Basis
4/12	\$2.8259	\$0.0518	\$2.5326	\$0.0521	\$2.5148	\$0.0513	\$ (0.2938)	\$ (0.3114)	\$ 0.4795
4/11	\$2.7741	-\$0.0075	\$2.4805	\$0.0062	\$2.4635	\$0.0067	\$ (0.2937)	\$ (0.3106)	\$ 0.4810
4/10	\$2.7816	\$0.0260	\$2.4743	\$0.0346	\$2.4568	\$0.0266	\$ (0.3073)	\$ (0.3248)	\$ 0.4910
4/9	\$2.7556	\$0.0070	\$2.4397	\$0.0200	\$2.4302	\$0.0063	\$ (0.3160)	\$ (0.3254)	\$ 0.4860
4/8	\$2.7486	-\$0.0400	\$2.4197	-\$0.0534	\$2.4239	-\$0.0427	\$ (0.3290)	\$ (0.3247)	\$ 0.3495
4/5	\$2.7886	-\$0.0056	\$2.4731	-\$0.0244	\$2.4666	-\$0.0053	\$ (0.3155)	\$ (0.3220)	\$ 0.5197
4/4	\$2.7942	\$0.0333	\$2.4975	\$0.0380	\$2.4719	\$0.0333	\$ (0.2968)	\$ (0.3223)	\$ 0.5196
4/3	\$2.7609	\$0.0020	\$2.4595	-\$0.0205	\$2.4386	-\$0.0080	\$ (0.3015)	\$ (0.3223)	\$ 0.6018

RBOB Technicals		
Indicator	Direction	Resistance
MACD	Bullish	2.9859 Sep High
Stochastics	Overbought	2.8280 2024 High
RSI	Neutral	2.0072 Jan 2024 Low
ADX	Bullish Trend	1.9672 Dec 2023 Low
Momentum	Bullish	
Bias:	Bullish	

Gasoline History



Gasoline Forward Curve

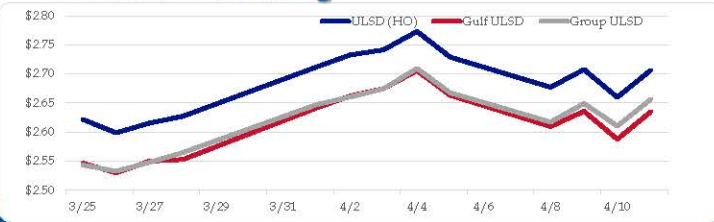


Diesel

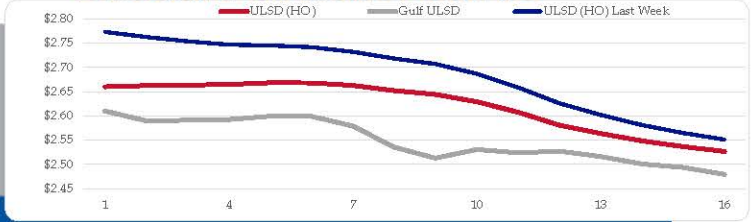
	ULSD (HO)	Change	Gulf ULSD	Change	Group ULSD	Change	Gulf Basis	Group Basis	LA Basis
4/12	\$2.7065	\$0.0467	\$2.6348	\$0.0467	\$2.6585	\$0.0463	\$ (0.0727)	\$ (0.0502)	\$ 0.0705
4/11	\$2.6598	-\$0.0478	\$2.5876	-\$0.0483	\$2.6102	-\$0.0391	\$ (0.0722)	\$ (0.0496)	\$ 0.0695
4/10	\$2.7076	\$0.0306	\$2.6359	\$0.0264	\$2.6493	\$0.0320	\$ (0.0717)	\$ (0.0583)	\$ 0.0945
4/9	\$2.6770	-\$0.0517	\$2.6095	-\$0.0539	\$2.6173	-\$0.0503	\$ (0.0675)	\$ (0.0598)	\$ 0.1095
4/8	\$2.7287	-\$0.0443	\$2.6634	-\$0.0424	\$2.6676	-\$0.0419	\$ (0.0653)	\$ (0.0611)	\$ 0.1095
4/5	\$2.7730	\$0.0317	\$2.7058	\$0.0311	\$2.7095	\$0.0351	\$ (0.0673)	\$ (0.0636)	\$ 0.1095
4/4	\$2.7413	\$0.0089	\$2.6747	\$0.0127	\$2.6743	\$0.0139	\$ (0.0666)	\$ (0.0670)	\$ 0.1095
4/3	\$2.7324	\$0.0205	\$2.6620	\$0.0205	\$2.6604	\$0.0132			

HO Technicals		
Indicator	Direction	Resistance
MACD	Neutral	3.0476 Nov High
Stochastics	Bullish	2.9735 Feb High
RSI	Neutral	2.4840 Dec Low
ADX	Bullish	2.3750 July Low
Momentum	Bearish	
Bias:	Neutral	

Diesel History



Diesel Forward Curve



Crude

	WTI	Change	Brent	Change
4/12	\$86.81	\$1.79	\$91.22	\$1.48
4/11	\$85.02	-\$1.19	\$89.74	-\$0.74
4/10	\$86.21	\$0.98	\$90.48	\$1.06
4/9	\$85.23	-\$1.20	\$89.42	-\$0.96
4/8	\$86.43	-\$0.48	\$90.38	-\$0.27
CPL space	Line 1 0.0750	\$0.0038	Line 2 -0.0095	\$0.0025

Refinery Margins

		Vs WTI				Vs Brent				Group / WCS	
		Gulf Gas	Gulf Diesel	3/2/1	5/3/2	Gulf Gas	Gulf Diesel	3/2/1	5/3/2	3/2/1	
4/12		\$19.16	\$23.66	\$20.66	\$20.96	\$14.44	\$18.94	\$15.94	\$16.24	\$	31.31
4/11		\$17.71	\$24.50	\$19.97	\$20.43	\$13.44	\$20.23	\$15.70	\$16.16	\$	31.67
4/10		\$17.24	\$24.37	\$19.61	\$20.09	\$13.05	\$20.18	\$15.42	\$15.90	\$	31.46
4/9		\$15.20	\$25.43	\$18.61	\$19.29	\$11.25	\$21.48	\$14.66	\$15.34	\$	30.78
4/8		\$16.96	\$26.73	\$20.22	\$20.87	\$13.22	\$22.99	\$16.48	\$17.13	\$	32.09

Economic Indicators

Commodity Futures

	Settle	Change		Settle	Change
S&P 500 Futures	5,209	-34.75	US NatGas	1.764	
DJIA	38,459	-2.43	TTF NatGas	9.23	0.7
Nasdaq 100	18,308	296.33	Gold	2,355	41.1
EUR/USD	1.0727	-0.0089	Silver	28.18	1.0
USD Index	105.06	0.70	Copper	364.70	0.650
US 10 YR YIELD	4.56%	0.01	FCOJ	1159.25	2.75
US 2 YR YIELD	4.93%	-0.04	Wheat	551.75	0.25
Oil Volatility Index (OVX)	30.08	1.19	Butane	0.981	-0.011
S&P Volatility Index (VIX)	15.80	-0.89	Propane	0.815	-0.008
Nikkei 225 Index	39,665	-480.00	Feeder Cattle	239.2	0.00
			Bitcoin	70,800	-45

RINs and Price Drivers

Current Year Bio RINs (D4)			Current Year Ethanol RINs (D6)		
	Settle	Net Change		Settle	Net Change
	0.5020	-0.018		0.4985	-0.018
Price Drivers			Price Drivers		
Soybeans	Settle	Net Change	Ethanol	Settle	Net Change
	1159.25	2.750		1.62	-0.067
Soybean Oil	46.02	0.120	Com	428.75	1.500
BOHO Spread	0.792		Com Crush	0.089	
Soy Crush	502.01		RVO Estimate		
			Per Gallon	\$ 0.0700	\$ (0.0020)
			Per Barrel	\$ 2.94	\$ (0.08)

*SOURCES: Nymex, CBOT, NYSE, ICE, NASDAQ, CME Group, CBOE. Prices delayed.

Current Year RIN Values

