

Lesson 11 • the letter n

Learning objectives

Children will:

- identify the sound n.
- identify words that contain n.
- recognise and write n and N.

Statutory Framework for EYFS

The Early Learning Goals in Literacy

Word Reading ELG

- Say a sound for each letter in the alphabet and at least 10 digraphs.
- Read words consistent with phonic knowledge by sound-blending.

Writing ELG

- Write recognisable letters, most of which are correctly formed.

Sight words

l

Word families

cat, sat, bat

Vocabulary words

nurse, nail, nose, nest, needle, nut, net, nine, neck, nap

ESL/ELL

Some pupils may mix up the sounds /n/ and /l/.

Give them oral and aural practise differentiating the sounds using pairs of words such as net and let, nit and lit, night and light.

Extra assistance

If pupils are having trouble with the sounds /m/ and /n/, have them practise letter formation with their mouths. For /m/ the lips are together, tongue flat. For /n/ the tongue tip is behind the top teeth and the lips are a little open.

Classroom activities

Find the Start

Give pupils a list of words with the first letter missing. Ask them to figure out which letter could be the starter for all the given words, for example:

_ut _est _et _eck

Discuss the answers as a class. Was there more than 1 possible answer?

Find the Letter

Give each pupil 3 cards with the letters n, t and m. Say a word and ask pupils to listen to the initial sound. They should hold up the card which makes that initial sound. Use clear, recognisable words such as:

tap	nap	moon
toy	neck	monkey

Reading Eggs Lesson sequence	TEACH Content and skills	PRACTISE Children will:	APPLY
Hear: <i>Animated Lesson</i>	Introduce the sound /n/ through words and the song <i>Knowing nnn</i> .	identify and read /n/ sound in isolation and in words.	Worksheet 1 Phonemic awareness
Write: <i>Dot-to-Dot</i>	Reinforce correct letter formation of lower case n.	write the letter n.	Worksheet 2 Handwriting
Find: <i>Letter Grid, Birds, Leaping Penguins and Trains</i>	Recognise upper and lower case letters. Recognise l.	locate lower case and upper case letters. Find the word l.	Worksheet 3 Vocabulary
Vocabulary: <i>Letter Book, Word Windows and Missing Sound</i>	Build vocabulary skills: Blend and recognise words. Match pictures to words.	blend sounds to read words and recognise them.	Worksheet 4 Check
Read: <i>Book</i>	Read aloud book.	listen, follow the reading and read along.	Reading Eggs Alphabet book n

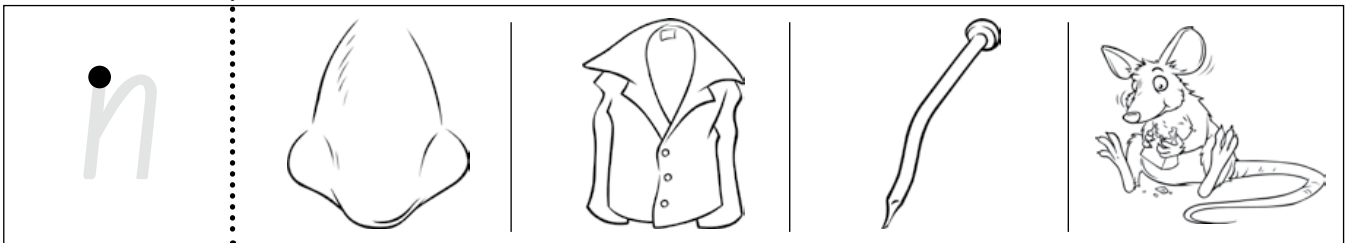


Nn

Name _____

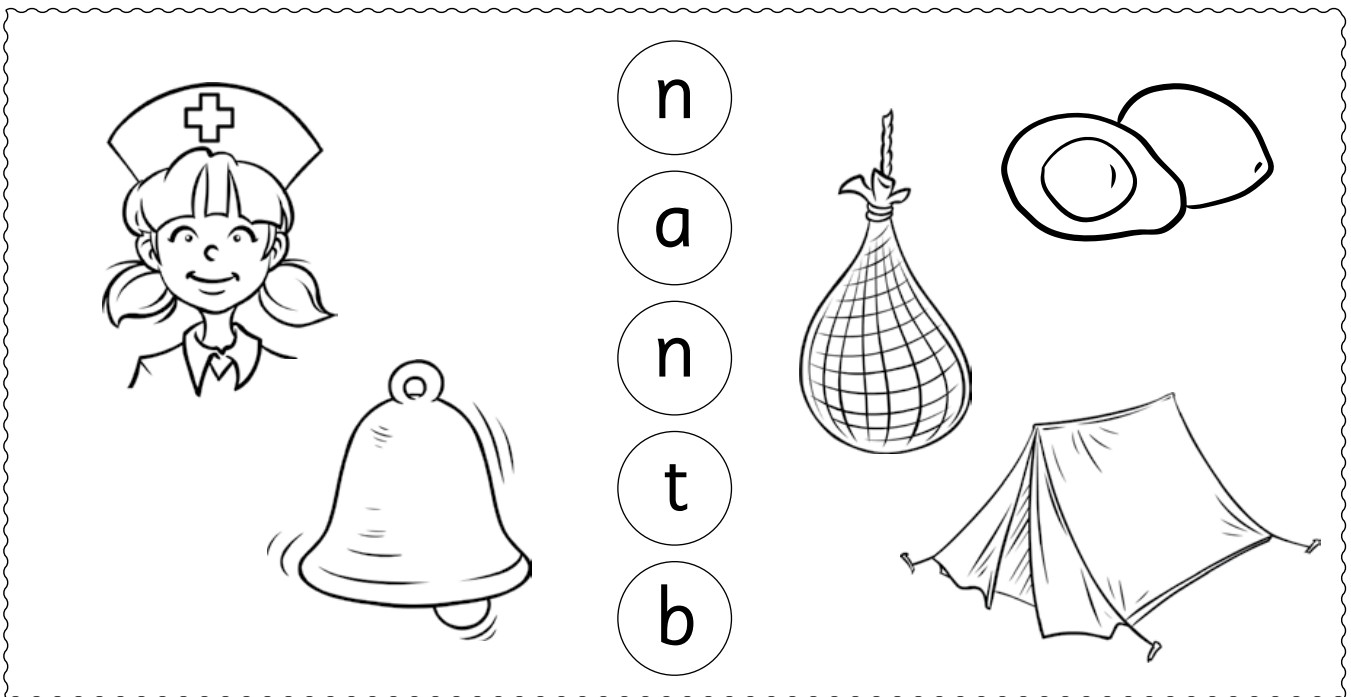
Phonemic awareness

Lesson 11 • Worksheet 1

1 Colour the pictures that begin with **n**.



2 Match each letter to a picture.



Name _____

Nn

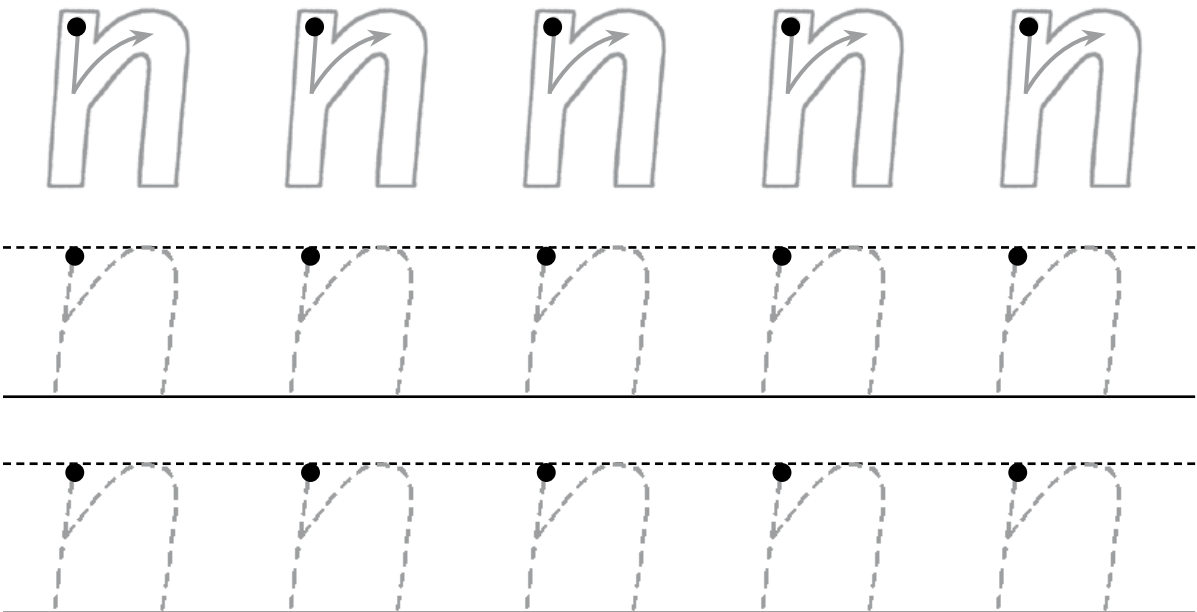
Lesson 11 • Worksheet 2

Handwriting

1 Hop across to Nutty newt.



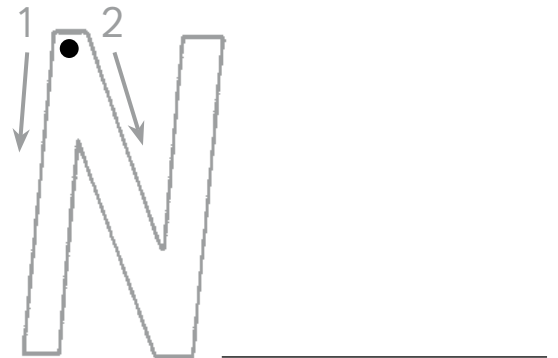
2 Trace and write.



3 Trace over the horse's door.



4 Trace and write.



Nn

Name _____

Vocabulary

Lesson 11 • Worksheet 3

1 Finish the sentences.

I am a _____



I am a _____



2 Draw nine nuts.



Name _____

Nn

Lesson 11 • Worksheet 4

Check



Nutty newt

1 Add **n**. Read the word.



__ *n* __ ut



__ est




__ ose



__ eck



__ ail



__ et



__ ine



__ urse

2 Circle every **N**.







N N N Z T
H M J N N

How many? ____

Circle every **n**.

n n h n n
a n m o r

How many? ____

n		Draw	Trace	Write
nut			<i>n n</i>	
.				
net			<i>n n</i>	
.				
nine	9		<i>n n</i>	
.				
nest			<i>n n</i>	
.				
nail			<i>n n</i>	
.				
nose			<i>n n</i>	
.				
neck			<i>n n</i>	
.				

Activity 1

Write an *n* each time you read the book.

I read n ____ times!



Activity 2

Clap each word as you read.

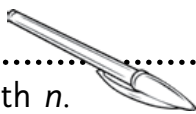


I counted ____ words.

Activity 3

Draw two things that start with *n*.


I can name ____ things that start with n.



Activity 4

Label two *n* things in your home.

I can read the letter n!





Nn

Level	Word count	Lexile
0	8	BR

Vocabulary words	
nut	net
nest	nose
nail	nine
needle	neck

Reading Eggs
Nn
Copyright © 2020 Blake eLearning

www.readingeggs.com

Written by Katy Pike
Illustrated by Toby Quarmby
Editor: Amanda Santamaria
Design and layout: The Modern Art Production Group

Nn



Written by Katy Pike
Illustrated by Toby Quarmby




nut




nest

fold




nail

cut



needle



net



nose

fold



nine

cut



neck

N is for nest,
nail and nose.

For lessons, games
and hundreds more
books head to



www.readingeggs.com