

Lesson 86 • Counting 70-100

Learning objectives

Children will:

- identify the numbers 70–100.
- order the numbers from 70–100.
- work fluently with equations up to 10.

Common Core State Standards

Number & Operations in Base Ten

Extend the counting sequence.

1.NBT.A.1 Count to 120, starting at any number less than 120. In this range, read and write numerals.

Understand place value.

1.NBT.B.2 Understand that the two digits of a two-digit number represent amounts of tens and ones.

1.NBT.B.3 Compare two two-digit numbers based on meanings of the tens and ones digits.

Key vocabulary

numbers 0–100, count, hundred, 100 chart, smaller, larger, +, =, add, true, false, –, equation, plus, equals

Extra assistance

To reinforce the numbers 1 to 100 and counting skills in this range, play lots of games and activities involving counting. Skipping and racing can involve counting steps. Count how long it takes to do something like putting notes in their bags or getting a drink (a minute or two maximum). Count the letters in a sentence or words on a page.

Classroom activities

Larger or Smaller?

Give each student a number 71–100 on a card. Keep it secret! Ask students to pair up with someone and compare numbers silently. The student with the smaller number must sit down. The students left standing pair up again and again, until the student with the highest number is left standing. Play again, this time looking for the smallest numbers.

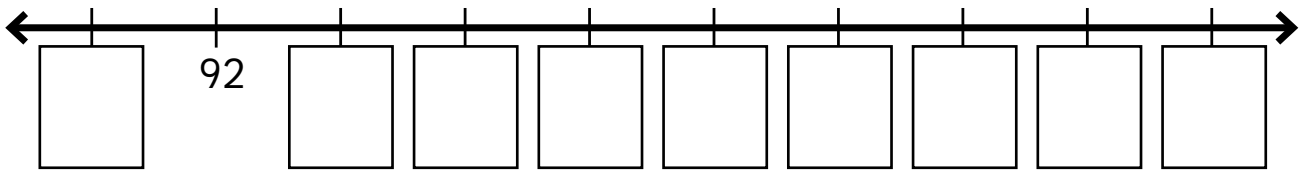
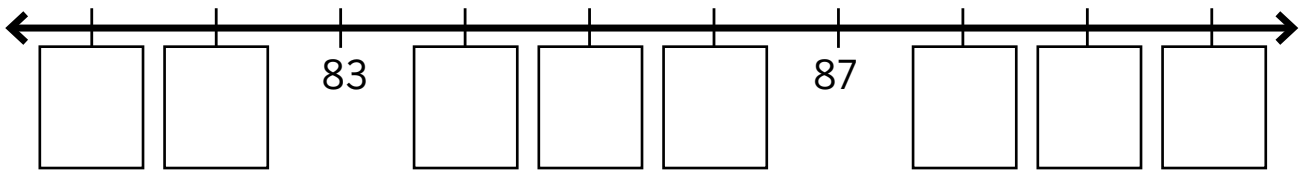
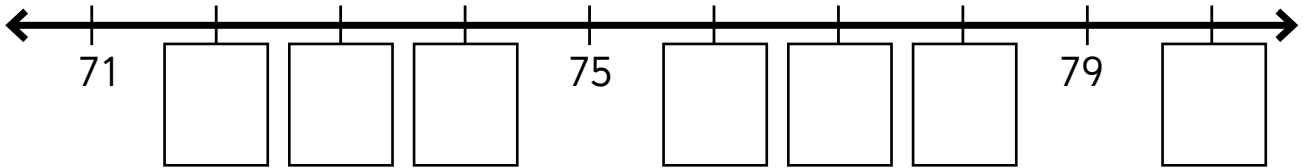
Order, Order!

Give individual students a set of cards for the tens 10, 20, 30, 40 and so on to 100. Ask them to lay the cards out in correct order and count them out loud. Next they are going to race to put them in reverse order, 100 to 10. Say 'ready, set, go!' Praise the fastest. Count the tens out loud backwards. Repeat until they are fluently ordering and counting backward as well as forward.

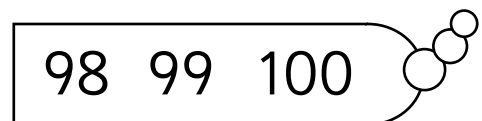
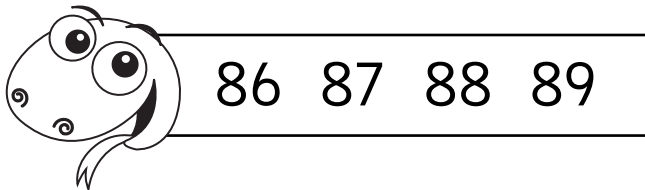
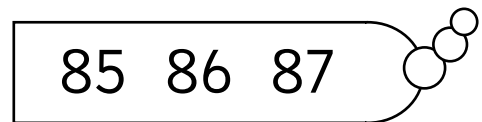
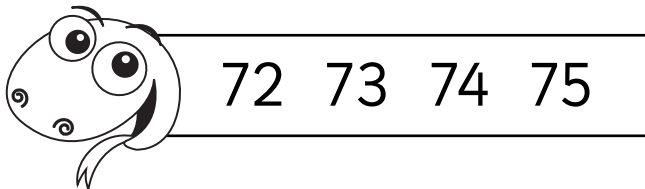
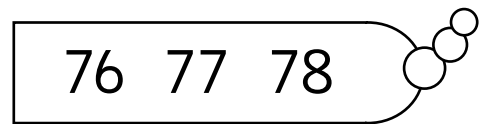
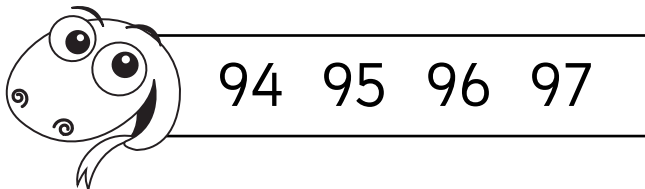
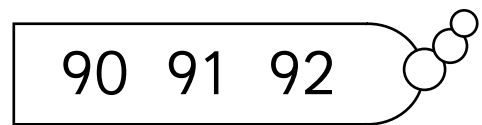
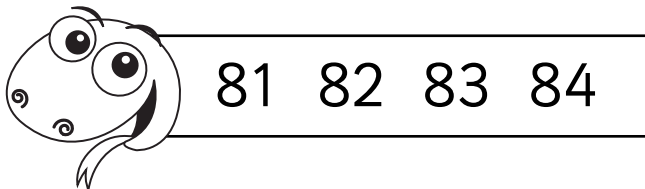
Mathseeds Lesson sequence	TEACH Content and skills	PRACTICE Children will:	APPLY
<i>Animated Lesson:</i> Recognize and count	Review numbers from 70 to 100. Order and count on number lines. Song: <i>Imagine One Hundred</i>	count and order numbers from 70 to 80. Match, order and count numbers from 79 to 100.	Worksheet 1 Number sequence
<i>Order:</i> 100 Chart Puzzle, Smaller or Larger Number, Cheeky 100 Mouse	Recognize the order of numbers in a 100 chart. Identify which number is smaller and which is larger.	drag the numbers to their places in the number square. Label two numbers <i>smaller</i> and <i>larger</i> .	Worksheet 2 Order
<i>Operations:</i> Counting by 5s, Add to 10, True or False, Equations	Count by fives to add. Use mental strategies to add two numbers. Read equations using =, + and – symbols. Complete equations using groups of items and numerals.	count groups of 5 items to find the total. Answer 10 addition sums before time runs out. Recognize whether an equation is true or false. Drag the correct numeral or group to complete each number sentence.	Worksheet 3 Number sense
<i>Find:</i> Buses, Number Grid	Identify the word <i>hundred</i> . Recognize the numeral 90.	select the word <i>hundred</i> . Find the numeral 90.	Worksheet 4 Check
<i>Read:</i> Book	Read aloud book.	listen, follow the reading and read along.	Mathseeds book 86: Count by tens to 100

Name _____

1 Complete the number lines.



2 Join the snakes together to make number lines.



Name _____

1 Complete the number chart.

	52		54		56		58		60
61	62	63				67	68	69	
			74	75	76				80
81					86	87	88		
		93			96	97			

2 Write the number before.

80 _____

72 _____

91 _____

100 _____

78 _____

87 _____

3 Write the number after.

76 _____

99 _____

82 _____




89 _____

90 _____

70 _____

Name _____

1 Circle the biggest number. Put a cross on the smallest number.



2 Write the number two more than.

93 _____

79 _____

98 _____

91 _____

75 _____

87 _____

3 Write the number two less than.

100 _____

91 _____

72 _____

86 _____

80 _____

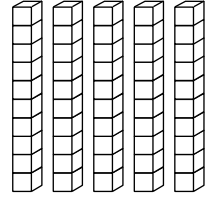
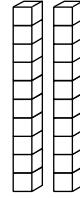
77 _____

Name _____

Match.

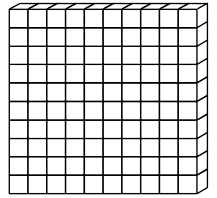
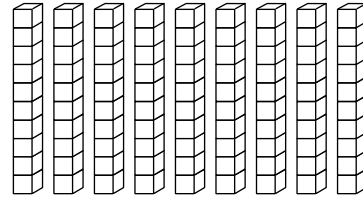
thirty

10



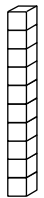
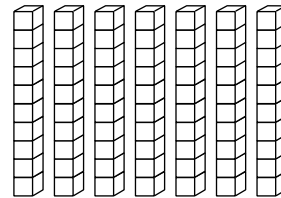
one hundred

20



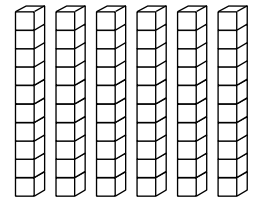
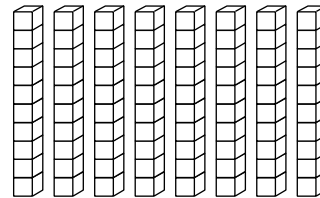
sixty

30



eighty

40



forty

50

ninety

60

twenty

70

seventy

80

fifty

90

ten

100

