

# Lesson 6 • the letter b

## Learning objectives

Children will:

- identify the sound b.
- identify words that begin with b.
- recognise and write b and B.

## Australian Curriculum Content Descriptions

### Phonics and word knowledge

**ACELA1439** identify and manipulate sounds (phonemes) in spoken words

**ACELA1440** identify familiar and recurring letters and the use of upper and lower case in written texts

**ACELA1817** know how to read and write some high-frequency words

**ACELA1819** segment and blend using onset and rime

### Creating texts

**ACELY1653** follow clear demonstrations of how to construct each letter, learn to construct lower case letters

## Vocabulary words

bread, bag, balloon, bell, book, bone, bath, baby, bear, bee, bank, ball, bat, boat

## ESL/ELL

Some students may mix up the sounds /b/, /p/ and /d/. Teach them to pronounce these letters correctly by mimicking you using sets of rhyming words like

ban, pan, dan and bin, pin, din or bay, pay, day. Be sure to reinforce the initial sound.

## Extra assistance

To differentiate /p/ and /d/, show students how the lips come together to make /p/ and stay open to make /d/. In /d/ the tongue starts behind the top teeth and pulls down, while in /p/ the tongue doesn't really move.

## Classroom activities

### Buzzy Bee

Sit in a circle. Everyone says, 'Buzzy Bee, Buzzy Bee, what have you got in your hive for me? Something beginning with b!' Then students take turns around the circle naming something that begins with the sound /b/.

### Decorate the Letters

Provide the students with a piece of paper that has many different forms of the letter b on it – some dotted, some in bubble writing, some solid letters, a couple of capitals.

- trace over the dotted letters with different coloured pencils, textas or crayons
- glue collage materials such as paper bits, leaves or wool to the solid letters
- colour in the bubble letters with dots, stripes or shapes

Reading Eggs Lesson sequence	TEACH Content and skills	PRACTISE Children will:	APPLY
Hear: <i>Animated Lesson</i>	Introduce the sound /b/ through words and the song <i>Being on a Boat</i> .	identify the letter b in isolation and in words, and as an initial sound.	<b>Worksheet 1</b> Phonemic awareness
Write: <i>Dot-to-Dot</i>	Reinforce correct letter formation of lower case b.	write the letter b.	<b>Worksheet 2</b> Handwriting
Find: <i>Letter Grid, Trains and Birds</i>	Recognise b in different fonts in both upper and lower case.	locate lower case b and upper case/capital B.	<b>Worksheet 3</b> Initial sounds
Vocabulary: <i>Letter Book and Label It</i>	Build vocabulary skills: Match pictures to spoken and written words.	understand key vocabulary and apply it in reading.	<b>Worksheet 4</b> Check
Read: <i>Book</i>	Read aloud book.	listen, follow the reading and read along.	<b>Reading Eggs Alphabet book</b> b


# Bb

## Lesson 6 • Worksheet 1

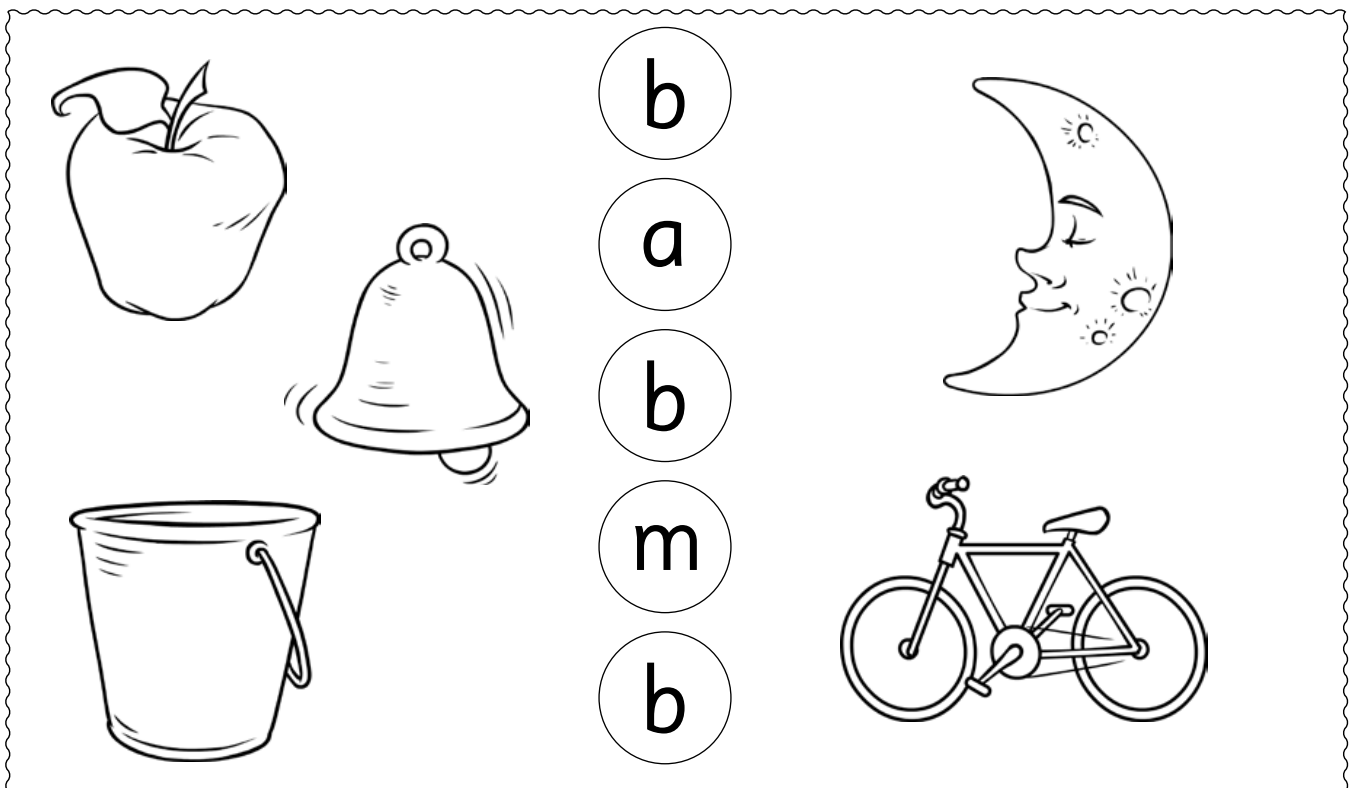
Name \_\_\_\_\_

### Phonemic awareness

1 Colour the bubbles that begin with **b**.

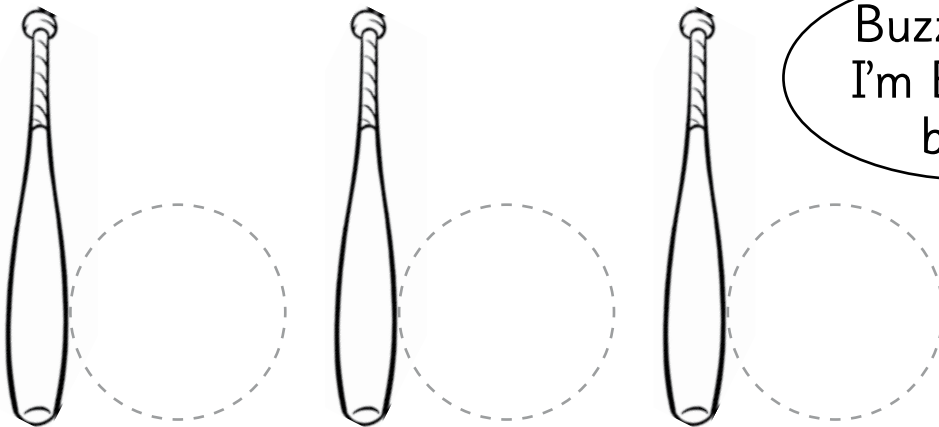


2 Match each letter to a picture.



## Handwriting

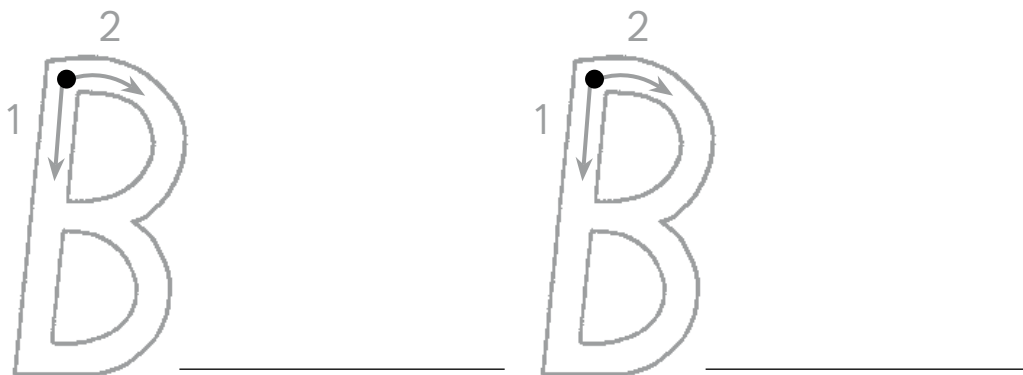
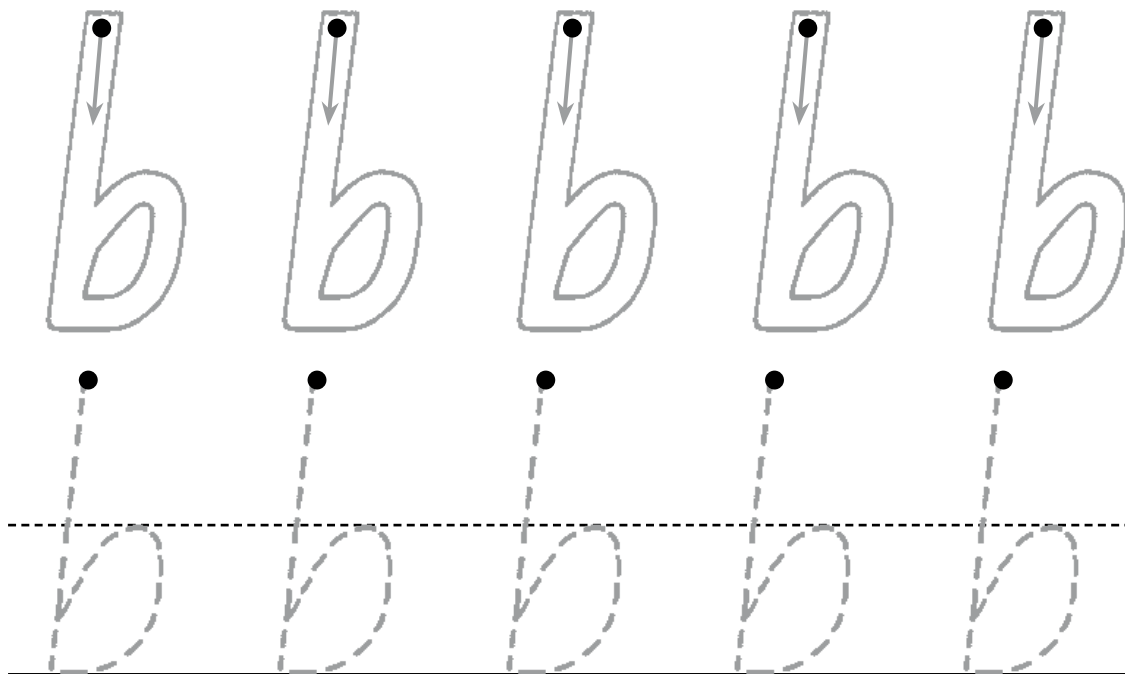
1 Draw a ball next to each bat.



Buzz, buzz!  
I'm Bee bee  
bear!



2 Trace and write.




Circle  
your best  
letter.

# Bb

Name \_\_\_\_\_

## Initial sounds

### Lesson 6 • Worksheet 3



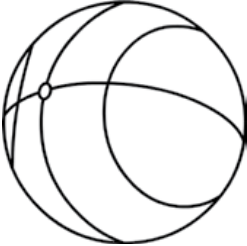
1 Add **b**. Read the word.



       **b** ee



       ear



       all



       ook



       ag



       ath

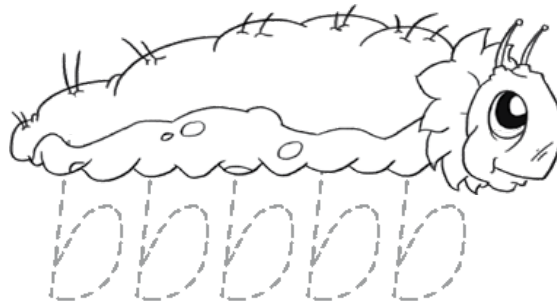


       ell



       alloon


2 Draw the bug's legs.





**Check****Bb**



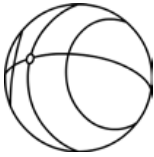






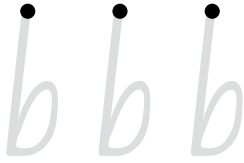
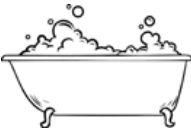



Lesson 6 • Worksheet 4

1 Trace the letter. Join to a picture that begins with that sound.



2 Circle the beginning sound. Write the letter.



<b>b</b>		<b>Draw</b>	<b>Trace</b>	<b>Write</b>
bee				
.				
ball				
.				
book				
.				
baby				
..				
bell				
.				
bath				
.				
bear				
.				

### Activity 1


Write a *b* each time you read the book.

*I read b \_\_\_\_ times!*

### Activity 3

Colour the animals that start with *b*.

*I know words that start with b.*



### Activity 2

Clap each *b* word as you read.

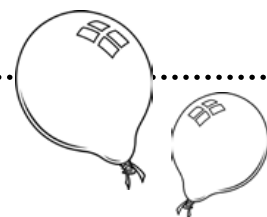


*I counted \_\_\_\_ b words.*

### Activity 4

Draw big, blue balloons.

*I can read the letter b!*





## Bb

Level	Word count	Lexile
0	8	BR

### Vocabulary words

bee	baby
ball	bell
book	bath
balloon	bear

Reading Eggs

Bb

Copyright © 2021 Blake eLearning

[www.readingeggs.com](http://www.readingeggs.com)

Written by Katy Pike

Illustrated by Toby Quarmby

Editor: Amanda Santamaria

Design and layout: The Modern Art Production Group

cut

## Bb



Written by Katy Pike  
Illustrated by Toby Quarmby



# bee






**ball**



**book**



**balloon**




**baby**





bell



bath



bear

**B** is for ball, book  
and balloon.

For lessons, games  
and hundreds more  
books head to



[www.readingeggs.com](http://www.readingeggs.com)