

# Lesson 15 • the letter r

## Learning objectives

Children will:

- identify the sound r.
- identify words that contain r.
- recognize and write r and R.

## Common Core State Standards

### Reading

#### Print Concepts:

**RF.K.1.B** Recognize that spoken words are represented in written language by specific sequences of letters.

**RF.K.1.D** Recognize and name all upper- and lowercase letters of the alphabet.

#### Phonics and Word Recognition:

**RF.K.3.A** Demonstrate basic knowledge of one-to-one letter-sound correspondences by producing the primary sound or many of the most frequent sounds for each consonant.

### Language

#### Conventions of Standard English:

**L.K.1.A** Print many upper- and lowercase letters.

**L.K.2.C** Write a letter or letters for most consonant and short-vowel sounds (phonemes).

### Vocabulary words

rice, raspberry, robot, rose, rabbit, raft, radio, ring, rope, rug, ruler, rock, rat, rake, referee, rectangle

## ESL/ELL

Many students from an Asian language background will have trouble distinguishing between /r/ and /l/. Practice listening to these sounds and separating them out by asking students which word is right: My car goes on the road. / My car goes on the load. I hurt my rip. / I hurt my lip.

## Extra assistance

Some students may confuse the sounds /r/ and /l/ in pronunciation as well. Give them opportunities to practice saying the sound /r/ with tongue twisters.

*Round and round the rugged rocks the ragged rascal ran.*

*Roberta ran rings around the Roman ruins.*

## Classroom activities

### Trace It

Trace the letter r with fingers while saying rrrrr. Trace it in the air, on the floor, on someone's back, on paper using finger paint, in a tray of sand or on a tablet using a drawing app.

### All Change!

Students sit in a circle with an object or picture in their hands that starts with b, c, f, m, p, r, s, or t (make sure at least two students have each letter). The teacher calls out a word starting with one of those letters and the students whose objects start with that letter have to jump up and swap places.

Reading Eggs Lesson sequence	TEACH Content and skills	PRACTICE Children will:	APPLY
Hear: <i>Animated Lesson</i>	Introduce the sound /r/ through words and the song <i>Reading rrr</i> .	identify and read /r/ sound in isolation and in words.	<b>Worksheet 1</b> Phonemic awareness
Write: <i>Dot-to-Dot</i>	Reinforce correct letter formation of lower case r.	write the letter r.	<b>Worksheet 2</b> Handwriting
Find: <i>Letter Grid, Mark Your Letter</i>	Recognize r in different fonts in both upper and lower case.	locate lower case r and upper case R.	<b>Worksheet 3</b> Initial sounds
Vocabulary: <i>Blend a Word, Letter Book, Label It, Send a Letter, and In the Box</i>	Build vocabulary skills: Blend and recognize words. Match pictures to words.	blend sounds to read words and recognize them. Match pictures to their initial letter.	<b>Worksheet 4</b> Check
Read: <i>Book</i>	Read aloud book.	listen, follow the reading, and read along.	<b>Reading Eggs Alphabet book</b> r


# Rr

Name \_\_\_\_\_


## Phonemic awareness

### Lesson 15 • Worksheet 1

1 Color the pictures that begin with r.



2 Match each letter to a picture.





Name \_\_\_\_\_

# Rr

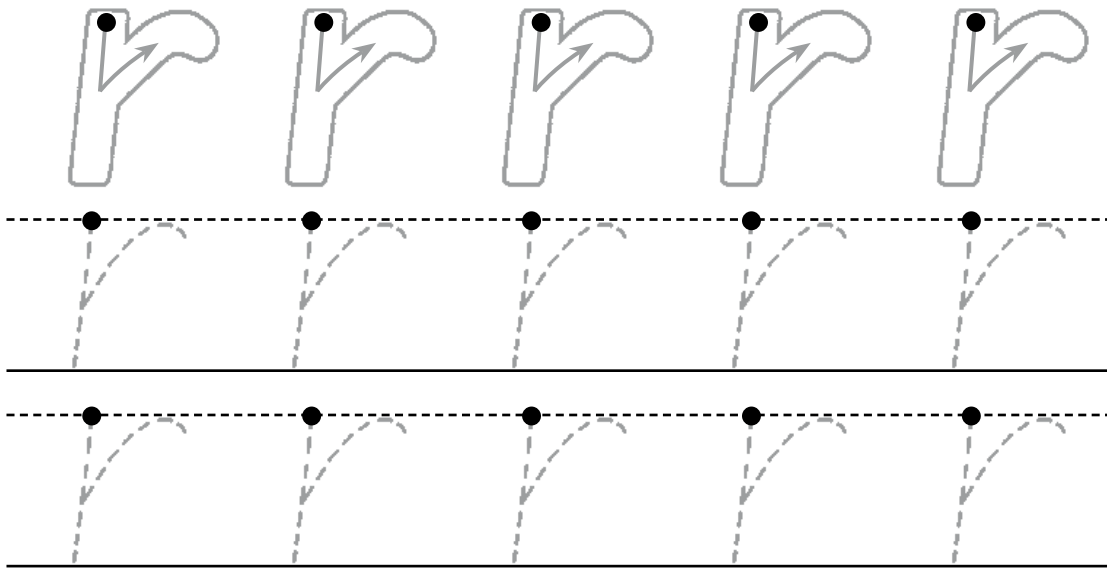
Lesson 15 • Worksheet 2

## Handwriting


1 Run over to the raspberries and rice.



2 Trace and write.



3 Trace and write.



# Rr

Name \_\_\_\_\_


## Initial sounds

### Lesson 15 • Worksheet 3

1 Add **r** and read the word.




\_\_\_*r*\_\_\_ing



\_\_\_obot



\_\_\_abbit



\_\_\_ug



\_\_\_ose



\_\_\_at



\_\_\_ake

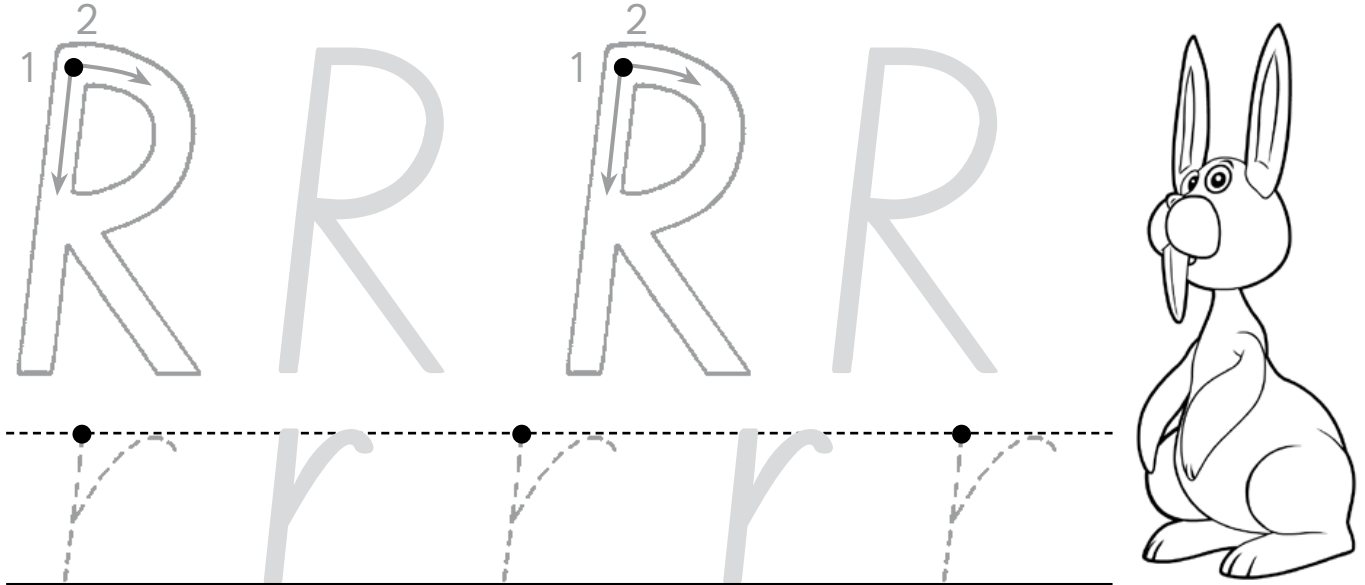


\_\_\_ope

2 Draw a rainbow.

## Check

1 Trace and write.



2 Circle every **R**.

R	P	A	<b>B</b>	R
T	<b>R</b>	R	I	A





How many? \_\_\_\_\_








Circle every **r**.

r	r	<b>r</b>	g	m
t	i	n	r	r

How many? \_\_\_\_\_

3 Circle the beginning sound.



<b>r</b>		<b>Draw</b>	<b>Trace</b>	<b>Write</b>
rabbit			<i>r r</i>	
· ·				
ring			<i>r r</i>	
·				
rug			<i>r r</i>	
·				
rope			<i>r r</i>	
·				
rice			<i>r r</i>	
·				
radio			<i>r r</i>	
· · ·				
robot			<i>r r</i>	
· ·				

### Activity 1

Write an *r* each time you read the book.

I read *r* \_\_\_\_\_ times!



### Activity 2

Clap each *r* word as you read.

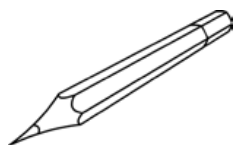


I counted \_\_\_\_\_ *r* words.

### Activity 3

Color each *r* in red.  
How many did you find?


I can find the letter *r*.



### Activity 4

Draw a picture of all of these *r* words  
inside a rocket.

I can read the letter *r*!



Level	Word count	Lexile
0	8	BR

### Vocabulary words


rabbit	rope
ring	rice
rug	radio
ruler	robot

Reading Eggs  
Rr  
Copyright © 2020 Blake eLearning

[www.readingeggs.com](http://www.readingeggs.com)

Written by Katy Pike  
Illustrated by Toby Quarmby  
Editor: Amanda Santamaria  
Design and layout: The Modern Art Production Group

# Rr




Written by Katy Pike  
Illustrated by Toby Quarmby




# rabbit



ring



rug



ruler



rope






rice

cut

fold



radio



robot

Reading  
eggs

**R** is for ring,  
rug and rice.

For lessons, games  
and hundreds more  
books head to



[www.readingeggs.com](http://www.readingeggs.com)