

Lesson 107 • the sound ea

Learning objectives

Children will:

- recognise that the digraph ea makes the sound /ee/.
- read and write ea words.
- identify words which have opposite meanings.

Australian Curriculum Content Descriptions

Phonics and word knowledge

ACELA1457 replace sounds in spoken words; recognise words that start with a given sound, end with a given sound, have a given medial sound, rhyme with a given word

ACELA1458 recognise sound-letter matches including common vowel and consonant digraphs and consonant blends

ACELA1459 recognise that letters can have more than one sound; recognise sounds that can be produced by different letters

ACELA1778 understand how to spell one and two syllable words with common letter patterns

ACELA1817 know how to read and write some high-frequency words and other familiar words

ACELA1438 build word families using onset and rime

ACELA1455 using morphemes to read words

Expressing and developing ideas

ACELA1435 learn that word order in sentences is important for meaning

Interpreting, analysing and evaluating

ACELY1659 combine knowledge of context, meaning, grammar and phonics to decode text; recognise most high-frequency sight words when reading text

Sight words

down, up

Word families

leaf, seal, meal, heal, real, squeal, eat, meat, seat, heat, neat, treat, east, feast, beast, yeast, least, team, dream, steam, beam, cream, scream, peach, beach, pea, sea, clean, mean, leave, peace, squeak

Vocabulary words

sleep, waves, blue, pink, green, sitting, eating, looking, lovely, asleep, awake, clean, dirty, full, empty, dark, light

Extra assistance

The use of ea to make the /ee/ sound can be confusing for students. There is no rule for when to use one or the other, so students just have to learn these words. Here is a rhyme to help students remember how to pronounce words with a vowel digraph:

When two vowels go walking,
the first one does the talking.

This means that generally a vowel digraph uses the long sound of the first letter – ee in *beat*, ay in *pain*, oo in *blue*, eye in *pie*, oh in *boat*.

Classroom activities

Word Wheel

Give each student two circles of cardboard, one larger than the other, joined through the centre with a split pin. On the visible edge of the larger circle write the consonant letters *b, h, m, p, s, t* and the blend *st*. On the smaller circle write the rimes *eal, eat, east, ean, eam, each*, so they will match up with the outer letters and make words. Have students turn the circles and write out the words they make.

Reading Eggs Lesson sequence	TEACH Content and skills	PRACTISE Children will:	APPLY
Hear: <i>Animated Lesson</i>	Recognise that ea and ee both make the sound /ee/ with the song <i>Driving too fast</i> .	identify the digraphs ea and ee in isolation and in words. Make ea words.	Worksheet 1 Phonics 1
Write: <i>Extra Word, Write the Banner</i>	Recognise correct word order for a sentence.	put the words in order and cross out the extra words.	Worksheet 2 Vocabulary
Find: <i>Snowman, Buzzy's Word Machine</i>	Recognise a given word. Identify word endings.	find the given word in a group. Match the word to its ending.	Worksheet 3 Phonics 2
Vocabulary: <i>Today's Topic Words, Power Words, Opposite Pairs, City Zoo, Make a Monster</i>	Build vocabulary skills: Recognise key vocabulary. Identify words with opposite meanings.	match pictures to words. Select pairs of cards which are opposites. Read and follow instructions.	Worksheet 4 Check
Read: <i>Book</i>	Read aloud book.	listen, follow the reading and read along.	Reading Eggs Story book A Green Pea

ea

Name _____

Phonics 1

Lesson 107 • Worksheet 1

- 1 Use the little green pea's **ea** to make words.
Write each word. Read each word.



p ea

m _____ t

s _____ t

p _____ ch







t _____ ch

- 2 Colour the leaf if it has the letters **ea**.

pea	beach	see
meal	seat	peach
green	mean	sleep
bee	leaf	sea

Vocabulary

1 Join each word to a picture.

	pea	
	peach	
	dream	
	leaf	
	beach	
	beast	

2 Read the clue. Write the word.

<p>I am small, round and green. You can eat me. I am a p_____.</p>	<p>I am a big, scary monster. I am a b_____.</p>
<p>I am next to the sea. I have sand. I am a b_____.</p>	<p>I am green. I grow on trees. I am a l_____.</p>

ea

Name _____

Phonics 2

Lesson 107 • Worksheet 3

1 Complete the labels.

ee ea



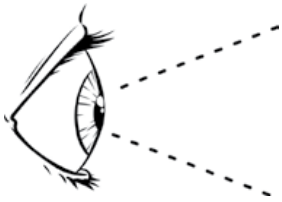
gr_____n



_____ts



sw_____t



s_____s



dr_____m



m_____n

2 Complete the sentences.

ea ee e



W_____ can s_____

Zee the b_____.

H_____ is on a

gr_____n l_____f.

Check

1 Guess the word by its shape. Write each letter in a box.

feels	screams	leave	green

2 Colour the correct word. Cross out the wrong word.








The little green pea bee is very meat sweet.

She is meeting eating a beach peach.


The mean meal seal seats eats the pea.

3 Colour the **long e** words.

meet
sea
been
fell
met
heat


A Green Pea • Word count: 113 • Excerpt: 64 words										Colour a leaf for each ea word	
This	is	the	little,	green	pea.		She	is	very	sweet.	
.	
The	little,	green	pea	is	sitting	on	a	leaf.			
.			
She	is	sitting	on	a	leaf	eating	a	peach.			
.			
The	little,	green	pea	is	sitting	on	a	leaf,	eating		
.		
a	peach,	on	a	seat,	down	at	the	beach.			
.			
She	sees	the	sea	and	the	waves.		She	feels		
.		
the	sun	shining	down	from	the	blue	sky.				
.			

Activity 1
.....
Draw a pea in the pod each time you read the book.




I read A Green Pea _____ times.

Activity 2
.....
Read through the book. Can you find more ea words?




I can find ea words.

Activity 3
.....
Draw sweet foods you eat. How many do you know?



I can draw sweet foods.

Activity 4
.....
What is the story about?
What does the little, green pea eat?
Where does the little, green pea go?



I understand the book, A Green Pea

Able to read independently

Needs assistance to read



A Green Pea

Level	Word count	Lexile
5	113	400L

Words to know

ea words

pea	beach	beast
sea	sleep	peace
leaf	dream	scream
peach	seal	


Reading Eggs
A Green Pea
Copyright © 2020 Blake eLearning

www.readingeggs.com

Written by Katy Pike
Editor: Amy Russo
Design and layout: The Modern Art Production Group

cut

A Green Pea



Written by Katy Pike



This is the little, green pea.
She is very sweet.



The little, green pea is
sitting on a leaf.

fold



She is sitting on a leaf
eating a peach.

cut



The little, green pea is sitting
on a leaf, eating a peach, on
a seat, down at the beach.



She sees the sea and the waves.
She feels the sun shining
down from the blue sky.
It is a lovely day.



The little, green pea falls asleep
on the beach by the sea.
As she sleeps, she has a dream.

fold



The little, green pea dreams
of seals and other beasts.
It is a very scary dream.

cut



In her dream, a mean seal is
looking for a meal on the beach.



The little, green pea screams,
“Leave me in peace!”



fold



The mean seal eats the little, green pea on a leaf. But there's no need to squeak or squeal. It's all just a dream.

The little, green pea wakes up on her leaf on the beach. "It must be time to go home!"

cut

Focus Questions

Where is the story set?

What is the little green pea eating?

What happens in the little green pea's dream?



What does the green pea do at the beach?

At the beach, I like to _____.

For lessons, games and hundreds more books head to



www.readingeggs.com