

Lesson 27 • the letter o

Learning objectives

Children will:

- identify the sound o.
- identify words that contain o.
- recognize and write o and O.

Common Core State Standards

Reading

Print Concepts:

RF.K.1.B Recognize that spoken words are represented in written language by specific sequences of letters.

RF.K.1.D Recognize and name all upper- and lowercase letters of the alphabet.

Phonological Awareness:

RF.K.2.A Recognize and produce rhyming words.

Phonics and Word Recognition:

RF.K.3 Know and apply grade-level phonics and word analysis skills in decoding words.

RF.K.3.B Associate the long and short sounds with the common spellings (graphemes) for the five major vowels.

Vocabulary words

ostrich, oil, orange, oar, olive, octopus, old, on, otter, onion

ESL/ELL

Students who speak Spanish and some Asian languages at home may not distinguish between the short vowel sounds /o/, /u/, and /a/. Give them practice hearing and saying the sounds using word pairs: hot and hat, cod and cud etc.

Extra assistance

Use consonant-vowel-consonant words to reinforce vowel sounds. Give students a list of words with the consonants there and the vowels missing. Say the words out loud and the students have to fill in the middle sound. This is a good way to assess who is having trouble distinguishing them.

Classroom activities

Decorate the Letters

Provide students with a piece of paper that has a lot of the letter O on it in dotted writing. Students should trace over the dotted letters with different colored pencils, markers, or crayons, then draw on each O to turn it into something that has an o in it, such as an ostrich, octopus, olive, orange etc.

Which Hat?

Place three hats on the floor with the labels o, e, and a. Discuss the sounds. Have a pile of objects or pictures of objects that start with o, e, and a. Each student chooses one and works out which hat it must go in. Discuss their choice with the class.

| Reading Eggs Lesson sequence | TEACH Content and skills | PRACTICE Children will: | APPLY |
|---|---|--|--|
| Hear: <i>Animated Lesson</i> | Introduce the sound /o/. | identify and read the /o/ sound in isolation. | Worksheet 1 Phonemic awareness |
| Write: <i>Dot-to-Dot</i> | Reinforce correct letter formation of lower case o. | write the letter o. | Worksheet 2 Handwriting |
| Find: <i>Letter Grid, In the Box, Trains</i> | Recognize o in upper and lower case. Match pictures to words. | locate lower case o and capital O. Match pictures to their initial letter. | Worksheet 3 Missing sounds |
| Vocabulary: <i>Label It, Blend a Word, Sound Streamers, Letter Book, Rhyming Squares</i> | Build vocabulary skills: Blend and recognize key vocabulary. Identify sounds in words. Recognize rhyming words. | match pictures to words. Blend sounds to read words. Sound out and select letters to make words. Find images of rhyming words. | Worksheet 4 Word families |
| Read: <i>Book</i> | Read aloud book. | listen, follow the reading, and read along. | Reading Eggs Alphabet book o |


Oo

Name _____

Phonemic awareness

Lesson 27 • Worksheet 1

1 Add **o** and read the word.



orange



____ctopus




____tter




____nion

2 Color the right word. Cross out the wrong word.



bax

box



dot

dut



map

mop



leg

log

Name _____

Oo

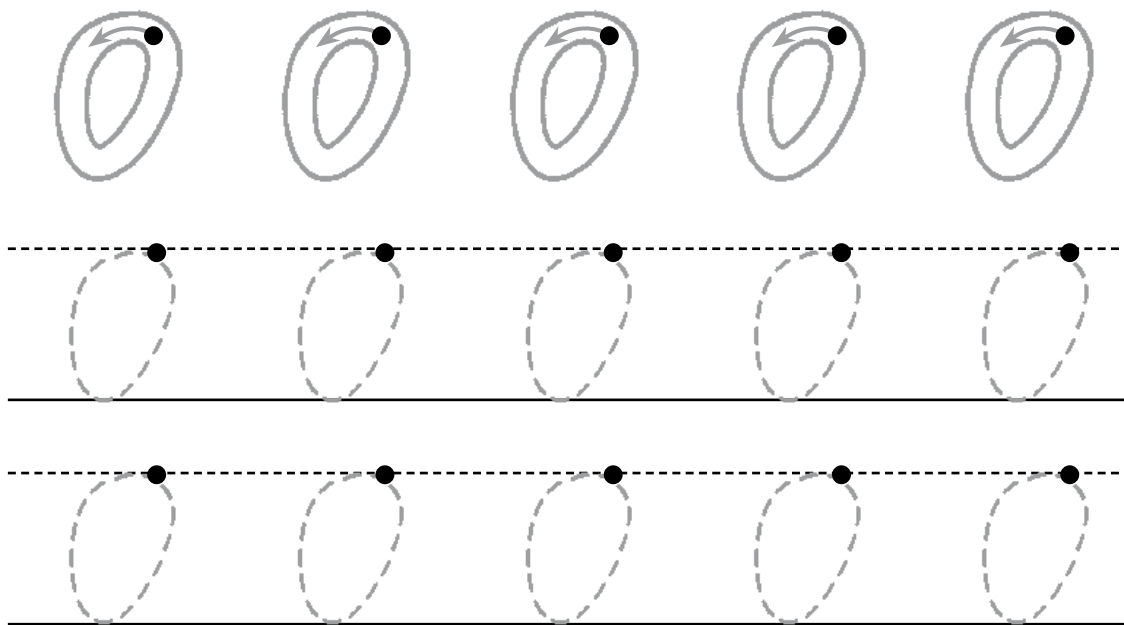
Lesson 27 • Worksheet 2

Handwriting

1 Buzz over to the honey.



2 Trace and write.



Circle
your best
letter.

Oo

Name _____

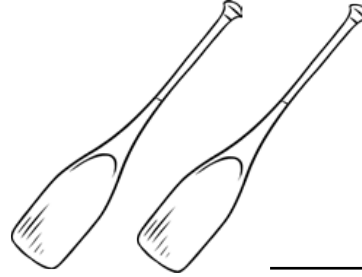
Missing sounds

Lesson 27 • Worksheet 3

1 Add **o** and read the word.




_____live



_____ars

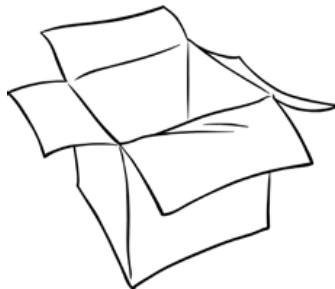


_____strich



_____range

b _____ x



d _____ g



2 Circle every **o**.

| | | | | |
|---|----------|---|----------|---|
| O | P | C | O | O |
| O | o | D | Q | U |

How many? _____

Circle every **o**.

| | | | | |
|---|---|---|---|---|
| o | o | a | o | e |
| b | o | c | p | o |

How many? _____

Name _____


Word families

Lesson 27 • Worksheet 4

Label the pictures. Join the words that rhyme.































| o | | Draw | Trace | Write |
|---------|---|------|--|-------|
| octopus |  | |  | |
| . . . | | | | |
| orange |  | |  | |
| . . | | | | |
| olive |  | |  | |
| . . | | | | |
| onion |  | |  | |
| . . | | | | |
| oar |  | |  | |
| . | | | | |
| otter |  | |  | |
| . . | | | | |
| ostrich |  | |  | |
| . . | | | | |

Activity 1

Write an o each time you read the book.

I read o ____ times!



Activity 2

Draw an o with your finger each time you hear the letter.


I counted ____ o words.



Activity 3

Draw an octopus. Write an o word on each tentacle.


I know words that start with o.



Activity 4

Color each o. How many did you find?

I can read the letter o!



Oo

| Level | Word count | Lexile |
|-------|------------|--------|
| 0 | 8 | BR |

Vocabulary words

| | |
|---------|---------|
| octopus | onion |
| orange | oar |
| olive | otter |
| oil | ostrich |


Reading Eggs
Oo
Copyright © 2020 Blake eLearning

www.readingeggs.com


Written by Katy Pike
Illustrated by Toby Quarmby
Editor: Amanda Santamaria
Design and layout: The Modern Art Production Group

cut

Oo




Written by Katy Pike
Illustrated by Toby Quarmby



octopus


fold



orange

Oo • Level 0 • 978-1-76020-522-5

5



olive

Oo • Level 0 • 978-1-76020-522-5

6


cut



oil

Oo • Level 0 • 978-1-76020-522-5


7



onion

Oo • Level 0 • 978-1-76020-522-5


8



oar



otter



ostrich

O is for octopus,
otter and ostrich.

For lessons, games
and hundreds more
books head to



www.readingeggs.com