

Lesson 4 • the letter t

Learning objectives

Children will:

- identify the sound t.
- identify words that begin with t.
- recognise the letters t and T.

Australian Curriculum Content Descriptions

Phonics and word knowledge

ACELA1439 identify and manipulate sounds (phonemes) in spoken words

ACELA1440 identify familiar and recurring letters and the use of upper and lower case in written texts

ACELA1817 know how to read and write some high-frequency words

ACELA1819 segment and blend using onset and rime

Vocabulary words

tent, toe, turtle, table, teeth, triangle, train, tractor, tap, tomato, tooth, teepee, three, tv, ticket, toy, top, tiger, tie, ten, truck, telephone

ESL/ELL

Many Russian, Spanish or French speakers pronounce their ts softly, unlike the hard English /t/ sound. Give these students opportunities to practise the /t/ sound with their tongue tapping their top teeth in a short burst of sound.

Extra assistance

A fun way to practise a sound repetitively is with tongue twisters. You should say it first, then ask the student to repeat it after you. Break the sentence into sections of 3 to 5 words if that is easier to start with. For the sound /t/ try these ones:

Mr. Tongue Twister tried to train his tongue to twist and turn to learn the letter "T".

Two tiny tigers take two taxis to town.

Classroom activities

Which Hat?

Place three hats on the floor with the labels m, s and t. Discuss the sounds. Have a pile of objects or pictures of objects that start with m, s and t. Each student chooses one and works out which hat it must go in. Discuss their choice with the class.

Bingo!

Give students a laminated board with 10 squares on it. Ask them to write a letter in each square from the list m, s, i, t (use whiteboard markers). Hold up pictures of items starting with m, s, i, t and say the name of the item in the picture. Students put a cross on that initial letter on their board. First one to 10 calls out 'bingo' and wins!

Reading Eggs Lesson sequence	TEACH Content and skills	PRACTISE Children will:	APPLY
Hear: <i>Animated Lesson</i>	Introduce the sound /t/ through words and the song <i>To the Top</i> .	identify and read /t/ sound in isolation and as a sound in words.	Worksheet 1 Phonemic awareness
Find: <i>Letter Grid, Birds and Trains</i>	Recognise t in both upper and lower case.	locate lower case t and capital T.	Worksheet 2 Handwriting
Match: <i>In the Box</i>	Match pictures to spoken and written words.	match pictures to their initial letter.	Worksheet 3 Initial sounds
Vocabulary: <i>Label It and Letter Book</i>	Build vocabulary skills: Match pictures to spoken and written words.	understand key vocabulary and apply it in reading.	Worksheet 4 Check
Read: <i>Book</i>	Read aloud book.	listen, follow the reading and read along.	Reading Eggs Alphabet book t

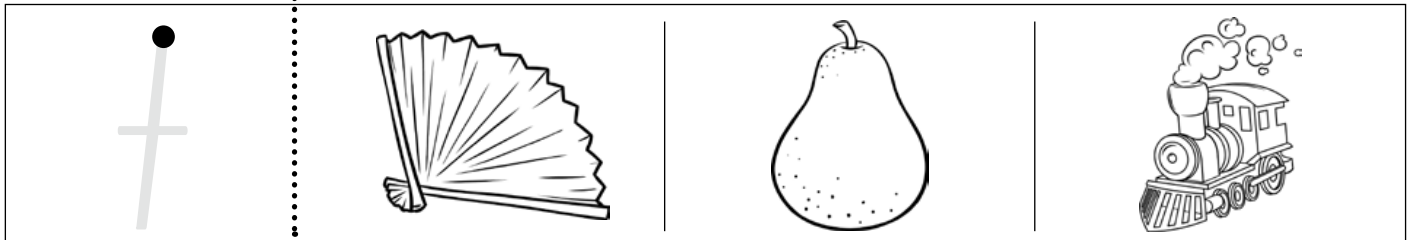
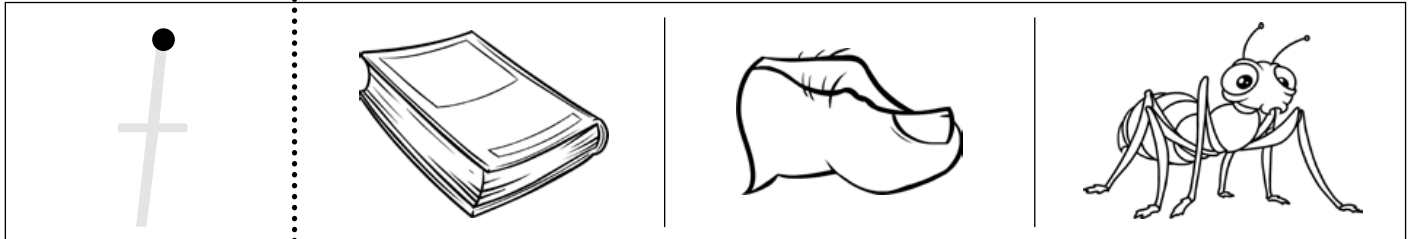
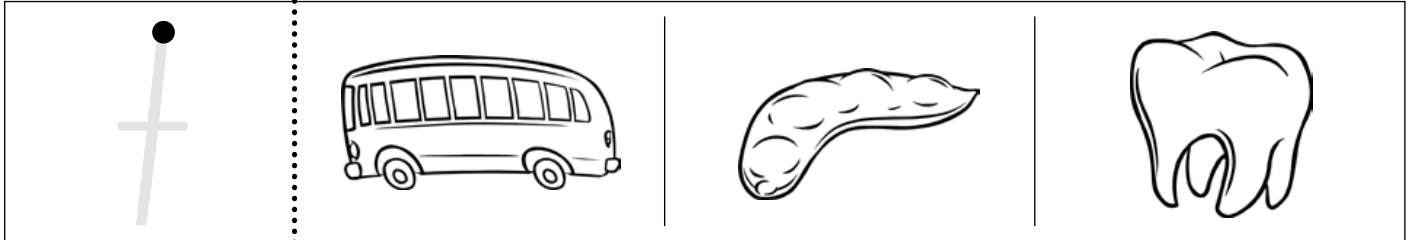

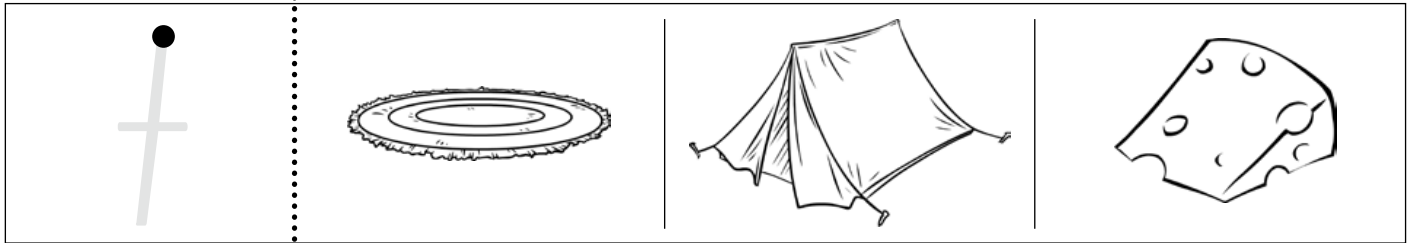

Tt

Name _____

Phonemic awareness

Lesson 4 • Worksheet 1

Circle the thing in each row that begins with **t**. Colour them.




Handwriting

Tt

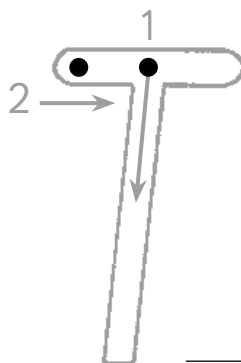
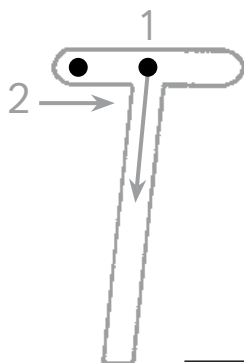
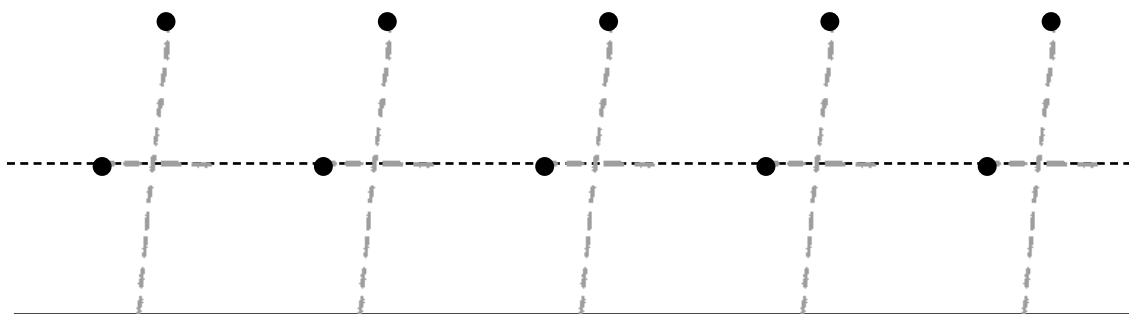
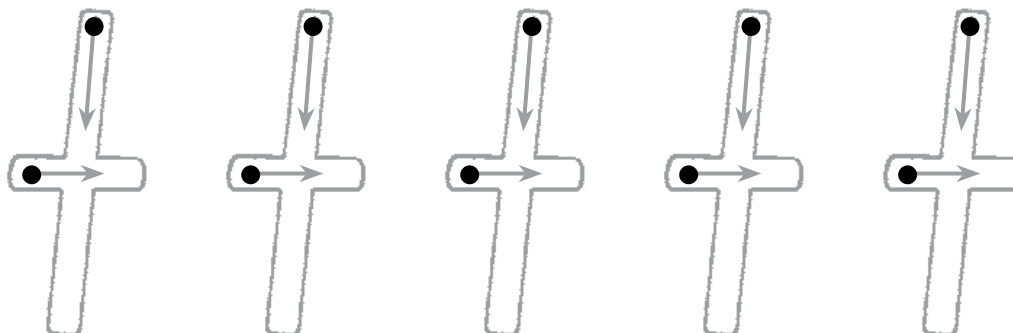
Lesson 4 • Worksheet 2

1 Finish Tiger turtle's trees.



Tiger turtle
is terrific!

2 Trace.



Circle
your best
letter.

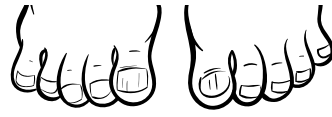
Tt

Name _____

Initial sounds

Lesson 4 • Worksheet 3

1 Add **t**. Read the word.



Ten tiny toes



_____iger



_____urtle



_____ent



_____ree



_____oes



_____eddy



_____op



_____ap


2 Draw some teeth.




Check**Tt**

Lesson 4 • Worksheet 4

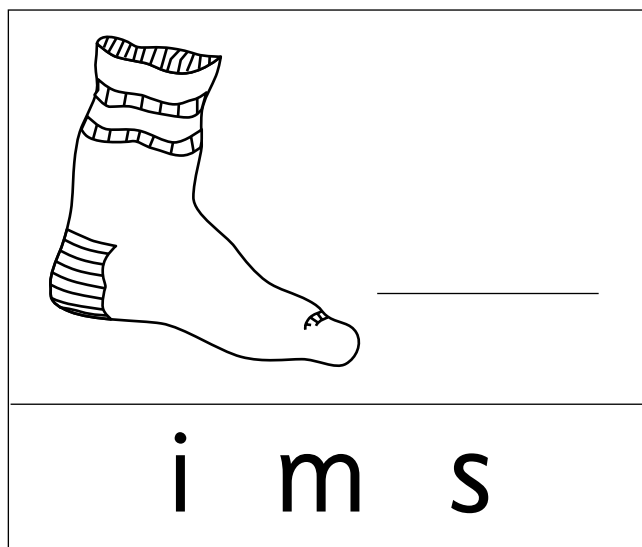
1 Trace the letter. Join to a picture that begins with that sound.



2 Circle the beginning sound. Write the letter.


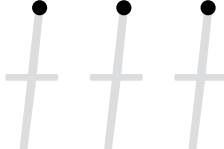

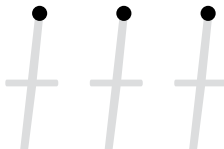

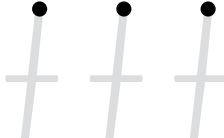

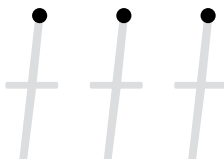



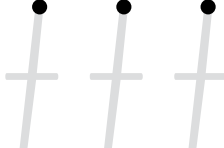

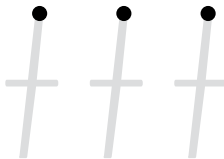


t m s



i m s

LESSON 4 • the letter t

t		Draw	Trace	Write
tiger				
. .				
tap				
.				
tent				
.				
table				
. .				
tooth				
.				
toe				
.				
train				
.				

Activity 1

Write a t each time you read the book.

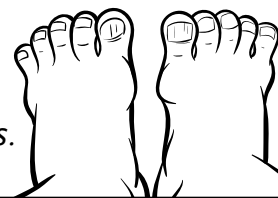
I read t ____ times!



Activity 2

Wiggle your toes for every t word.

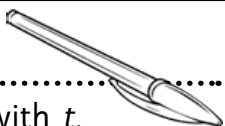
I counted ____ t words.



Activity 3

Draw two things that start with t.

I know words that start with t.



Activity 4

Use twigs to make the letter t.

I can read the letter t!

Tt

Level	Word count	Lexile
0	8	BR

Vocabulary words

tiger	table
tap	tooth
tomato	toe
tent	train

Reading Eggs
Tt
Copyright © 2020 Blake eLearning

www.readingeggs.com

Written by Katy Pike
Illustrated by Toby Quarmby
Editor: Amanda Santamaria
Design and layout: The Modern Art Production Group

Tt




Written by Katy Pike
Illustrated by Toby Quarmby



tiger



tap



tomato



tent



table



tooth

Tt • Level 0 • 978-1-76020-527-0

9

cut



train

Tt • Level 0 • 978-1-76020-527-0

11

fold



toe

10

Tt • Level 0 • 978-1-76020-527-0

Reading
eggs

T is for tiger,
tooth and train.

For lessons, games
and hundreds more
books head to



www.readingeggs.com