

# Lesson 4 • the letter t

## Learning objectives

Children will:

- identify the sound t.
- identify words that begin with t.
- recognise the letters t and T.

## Statutory Framework for EYFS

### The Early Learning Goals in Literacy

#### Word Reading ELG

- Say a sound for each letter in the alphabet and at least 10 digraphs.

#### Writing ELG

- Write recognisable letters, most of which are correctly formed.

## Vocabulary words

tent, toe, turtle, table, teeth, triangle, train, tractor, tap, tomato, tooth, teepee, three, tv, ticket, toy, top, tiger, tie, ten, truck, telephone

## ESL/ELL

Many Russian, Spanish or French speakers pronounce their ts softly, unlike the hard English /t/ sound. Give these pupils opportunities to practise the /t/ sound with their tongue tapping their top teeth in a short burst of sound.

## Extra assistance

A fun way to practise a sound repetitively is with tongue twisters. You should say it first, then ask the pupil to repeat it after you. Break the sentence into sections of 3 to 5 words if that is easier to start with. For the sound /t/ try these ones:

*Mr. Tongue Twister tried to train his tongue to twist and turn to learn the letter "T".*

*Two tiny tigers take two taxis to town.*

## Classroom activities

### Which Hat?

Place three hats on the floor with the labels m, s and t. Discuss the sounds. Have a pile of objects or pictures of objects that start with m, s and t. Each pupil chooses one and works out which hat it must go in. Discuss their choice with the class.

### Bingo!

Give pupils a laminated board with 10 squares on it. Ask them to write a letter in each square from the list m, s, i, t (use whiteboard markers). Hold up pictures of items starting with m, s, i, t and say the name of the item in the picture. Pupils put a cross on that initial letter on their board. First one to 10 calls out 'bingo' and wins!

Reading Eggs Lesson sequence	TEACH Content and skills	PRACTISE Children will:	APPLY
Hear: <i>Animated Lesson</i>	Introduce the sound /t/ through words and the song <i>To the Top</i> .	identify and read /t/ sound in isolation and as a sound in words.	<b>Worksheet 1</b> Phonemic awareness
Find: <i>Letter Grid, Birds and Trains</i>	Recognise t in both upper and lower case.	locate lower case t and capital T.	<b>Worksheet 2</b> Handwriting
Match: <i>In the Box</i>	Match pictures to spoken and written words.	match pictures to their initial letter.	<b>Worksheet 3</b> Initial sounds
Vocabulary: <i>Label It and Letter Book</i>	Build vocabulary skills: Match pictures to spoken and written words.	understand key vocabulary and apply it in reading.	<b>Worksheet 4</b> Check
Read: <i>Book</i>	Read aloud book.	listen, follow the reading and read along.	<b>Reading Eggs Alphabet book</b> t

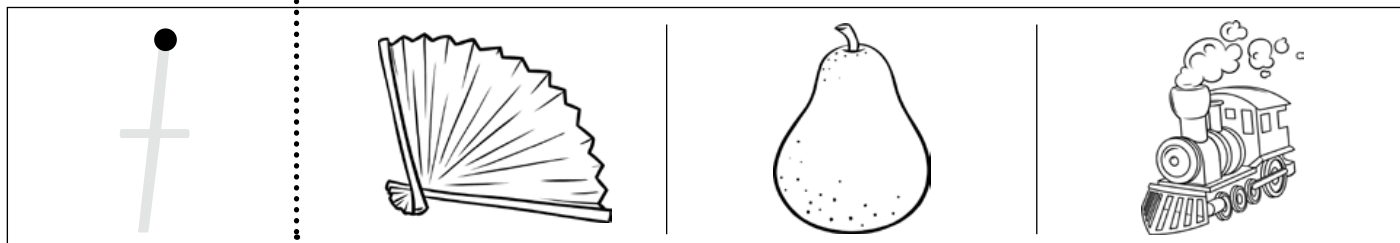
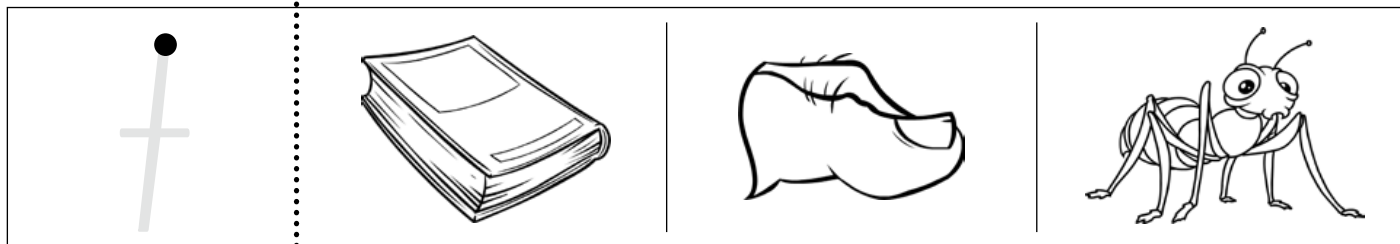
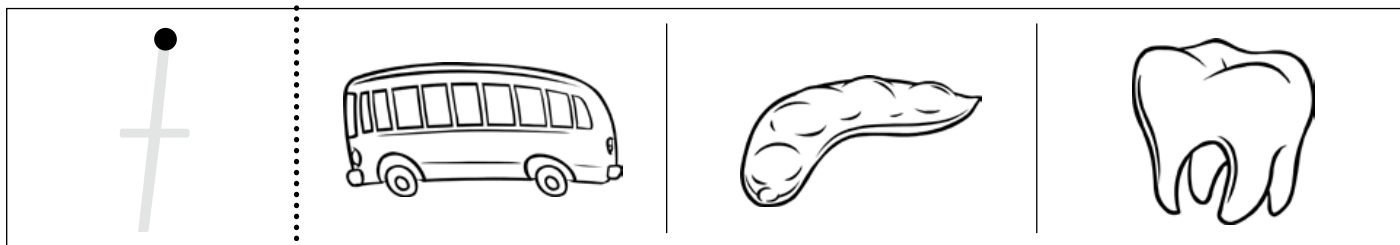
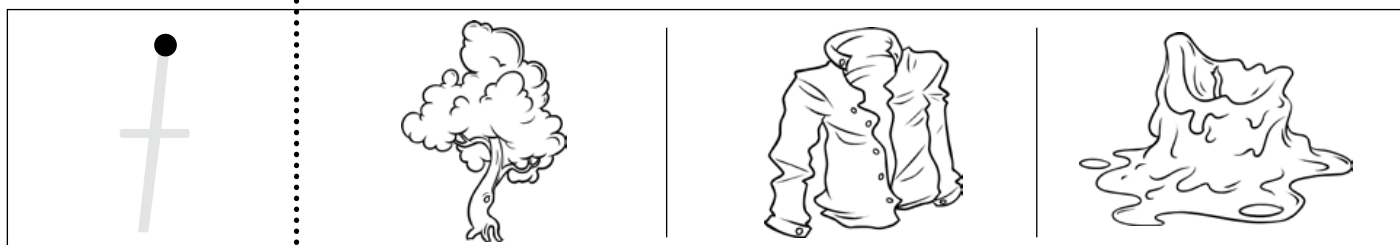
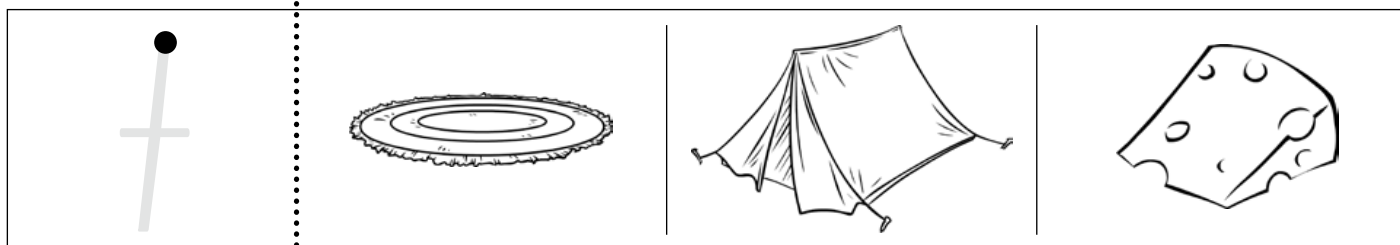
# Tt

Name \_\_\_\_\_

## Phonemic awareness

### Lesson 4 • Worksheet 1

Circle the thing in each row that begins with **t**. Colour them.




# Handwriting

# Tt

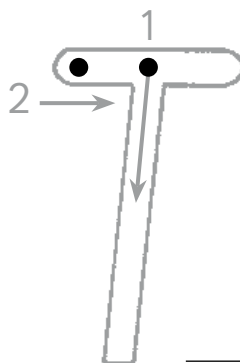
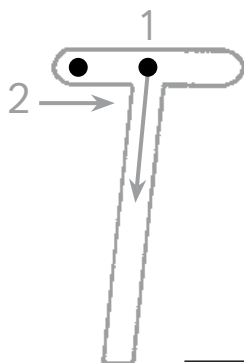
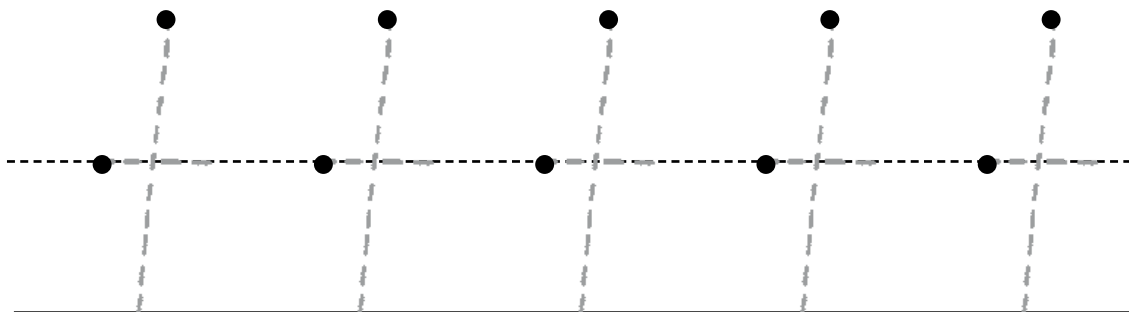
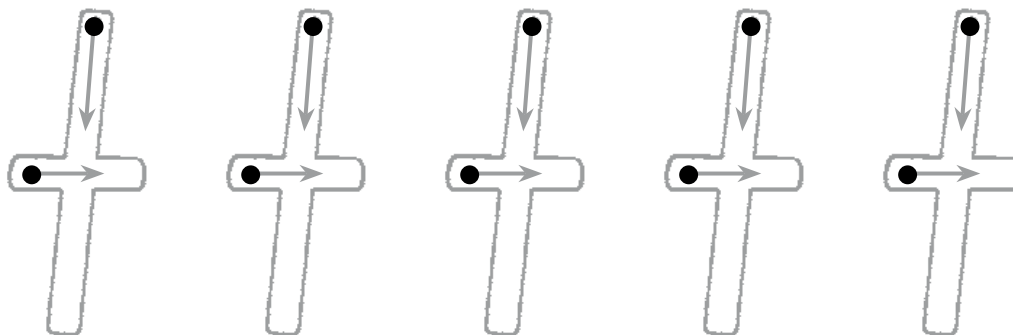
## Lesson 4 • Worksheet 2

1 Finish Tiger turtle's trees.



Tiger turtle  
is terrific!

2 Trace.



Circle  
your best  
letter.

# Tt

Name \_\_\_\_\_

## Initial sounds

### Lesson 4 • Worksheet 3

1 Add **t**. Read the word.



Ten tiny toes



\_\_\_\_\_iger



\_\_\_\_\_urtle



\_\_\_\_\_ent



\_\_\_\_\_ree



\_\_\_\_\_oes



\_\_\_\_\_eddy



\_\_\_\_\_op




\_\_\_\_\_ap

2 Draw some teeth.





**Check****Tt****Lesson 4 • Worksheet 4**


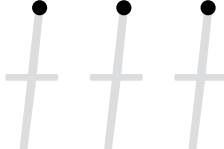

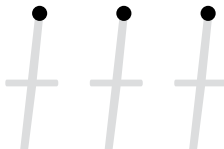

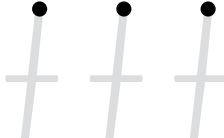

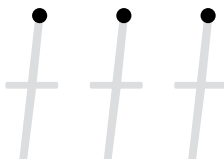



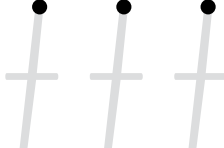

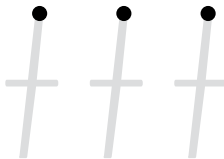
1 Trace the letter. Join to a picture that begins with that sound.



2 Circle the beginning sound. Write the letter.



# LESSON 4 • the letter t

t		Draw	Trace	Write
tiger				
. .				
tap				
.				
tent				
.				
table				
. .				
tooth				
.				
toe				
.				
train				
.				

## Activity 1

Write a t each time you read the book.

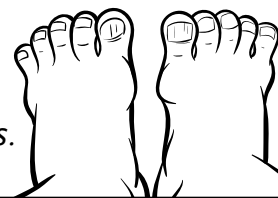
I read t \_\_\_\_ times!



## Activity 2

Wiggle your toes for every t word.

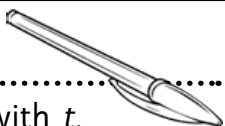
I counted \_\_\_\_ t words.



## Activity 3

Draw two things that start with t.

I know words that start with t.



## Activity 4

Use twigs to make the letter t.

I can read the letter t!

Tt

Level	Word count	Lexile
0	8	BR

Vocabulary words

tiger	table
tap	tooth
tomato	toe
tent	train

Reading Eggs  
Tt  
Copyright © 2020 Blake eLearning

[www.readingeggs.com](http://www.readingeggs.com)

Written by Katy Pike  
Illustrated by Toby Quarmby  
Editor: Amanda Santamaria  
Design and layout: The Modern Art Production Group

Tt



Written by Katy Pike  
Illustrated by Toby Quarmby




tiger





**tap**



**tomato**



**tent**



**table**





tooth

Tt • Level 0 • 978-1-76020-527-0

9



toe

Tt • Level 0 • 978-1-76020-527-0

10

cut



train

Tt • Level 0 • 978-1-76020-527-0

11

Reading  
eggs

**T** is for tiger,  
tooth and train.

For lessons, games  
and hundreds more  
books head to



[www.readingeggs.com](http://www.readingeggs.com)