

Lesson 95 • the sound a-e

Learning objectives

Children will:

- identify the rimes that can be made with a-e.
- read and write a-e words.

Common Core State Standards

Reading

Print Concepts:

RF.1.1.A Recognize the distinguishing features of a sentence (e.g., first word, capitalization, ending punctuation).

Phonological Awareness:

RF.1.2 Demonstrate understanding of spoken words, syllables, and sounds (phonemes).

RF.1.2.A Distinguish long from short vowel sounds in spoken single-syllable words.

RF.1.2.D Segment spoken single-syllable words into their complete sequence of individual sounds (phonemes).

Phonics and Word Recognition:

RF.1.3 Know and apply grade-level phonics and word analysis skills in decoding words.

RF.1.3.B Decode regularly spelled one-syllable words.

RF.1.3.C Know final -e and common vowel team conventions for representing long vowel sounds.

RF.1.3.G Recognize and read grade-appropriate irregularly spelled words.

Fluency:

RF.1.4 Read with sufficient accuracy and fluency to support comprehension.

RF.1.4.A Read grade-level text with purpose and understanding.

Word families

ape, shape, tape, cape, grape, save, cave, wave, gave, rave, fame, same, lame, tame, game, flame, name, dame, ate, skate, date, gate, stage, page, cage, sale, whale, bale, cane, mane, lane, plane, take, cake, rake

Vocabulary words

pour, flew, bowl, brother, everywhere

Extra assistance

To create a word family using the a-e split digraph divide the class into pairs and give them a piece of paper and a specific a-e rime, eg *ape, ave, ame, ate, ale, ane, ake*. Ask each pair to run through the consonants as onset letters and then to see if they can come up with any other words ending with their rime. Put the papers together to make one big a-e word family list.

Classroom activities

Mind the Gap!

Write this sentence on the board: Sophie wanted to make a _____. Read the sentence together and brainstorm a list of possible answers. Students should copy the sentence into their book and finish it with their choice of word and matching illustration.

Word Pairs

Give half the class a consonant on a card. Give the other half of the class an a-e rime on a card. Ask the children to find a partner with a card that makes a word and sit together. Ask each consonant person to write their word on the board. Have the pairs swap cards and play again – they must make a different word this time!

Reading Eggs Lesson sequence	TEACH Content and skills	PRACTICE Children will:	APPLY
Hear: <i>Animated Lesson</i>	Review the sound a-e with a variety of consonants.	make a-e words.	Worksheet 1 Word families 1
Write: <i>Look, Listen and Spell, Bird Words</i>	Identify sounds in a word and write the word. Recognize correct word order for a sentence.	sound out a word and select letters to spell it correctly. Choose the correct words to make a sentence.	Worksheet 2 Vocabulary
Find: <i>Word Family, Snowman, Bowling, Dragon Fire</i>	Identify the correct onset letter to complete the word. Recognize a given word. Identify the rime in the word.	choose the correct initial letter to make the word. Find the given word in a group. Match a word to its rime.	Worksheet 3 Word families 2
Vocabulary: <i>Pack the Shelves</i>	Build vocabulary skills: Identify the correct word to complete the sentence.	choose the word which completes the sentence.	Worksheet 4 Check
Read: <i>Book</i>	Read aloud book.	listen, follow the reading and read along.	Reading Eggs Story book Frankie Lends a Hand

Related Reading Eggs Activities, Interactives, Songs, and Books

Reading Eggs Puzzle Park



More Than One
Hidden Words
Song Lines
What is it?

Spelling Bank




Level F Fish Lesson 44
Focus: split digraph a-e
High-frequency words:
came, made, make

Reading Eggs Posters




Split Digraph a-e

Reading Eggs Library Books



My Program Books



Context Clues

Teacher Toolkit

- Spelling Activities
- Grammar Lessons
- Comprehension Lessons
- Targeting Comprehension Interactively
- Targeting Text Interactively

Reading Eggs Apps

Eggy Sight words



Eggy Snap



Eggy Phonics 2




Eggy Vocab



Critter Card

Red tape ape



a-e

Name _____

Word families 1

Lesson 95 • Worksheet 1

1 Say the word for each picture. Complete each word in the family.



gr _____

c _____

t _____



fr _____

g _____

s _____

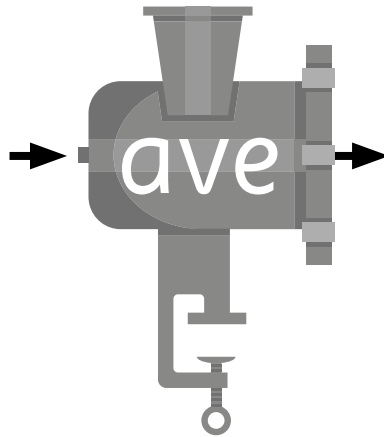
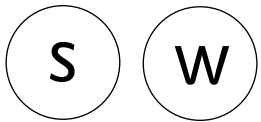
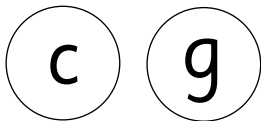


g _____

m _____

d _____

2 Join each sound to the **ave** machine. Write each word you make.



3 Color the **long a** words.

date

cave

hat

map

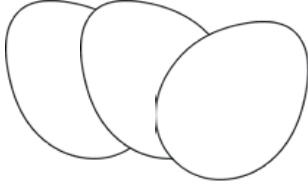
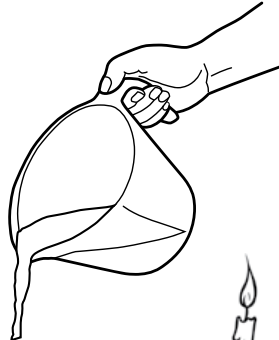


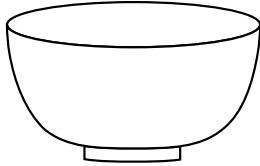
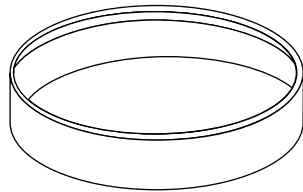
name

tape

man

mate

1 Match each picture to a word.

	eggs	
	cake tin	
	bowl	
	mix	
	icing	
	pour	

2 Number the pictures in order 1 – 4.

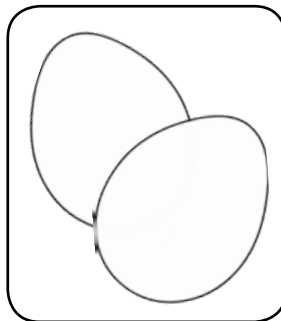
Making a cake



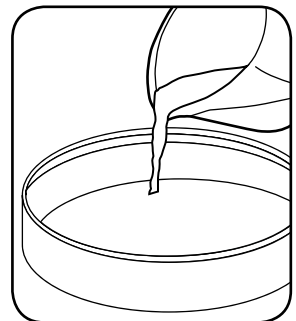
Mix it all up.



Put it in the oven.



Put the eggs in.



Pour it into a tin.


a-e

Name _____

Word families 2

Lesson 95 • Worksheet 3

1 Say the word for each picture. Complete each word in the family.



c _____

p _____

r _____



c _____

l _____

m _____

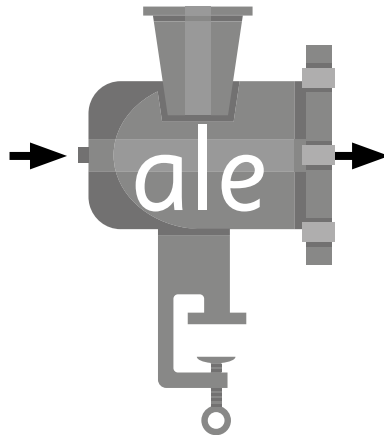
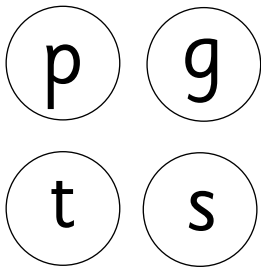


c _____

t _____

r _____

2 Join each sound to the **ale** machine. Write each word you make.



3 Color the **long a** words.

gale

page

bat

make

had




fan



cane


tale

Check

1 Complete the crossword.
Use the picture clues to help you.





1  2  3 

4  5 

6 

Arrows indicate the start of words: 1 (down), 2 (right), 3 (down), 4 (down), 5 (right), 6 (right).

2 Say the name of each picture. Color its beginning sound, then its end sound. Write the word.

	(m)	(c)	(r)	(age)	(ate)	(ave)	_____
	(p)	(t)	(s)	(ape)	(ale)	(ame)	_____
	(l)	(c)	(r)	(ane)	(ake)	(ate)	_____
	(g)	(m)	(h)	(ate)	(ale)	(age)	_____