

# Lesson 18 • the letter e and sound ee

## Learning objectives

Children will:

- identify the sound ee.
- identify words that contain ee.
- recognise and write e and E.

## Australian Curriculum Content Descriptions

### Phonics and word knowledge

**ACELA1439** identify and manipulate sounds (phonemes) in spoken words

**ACELA1440** identify familiar and recurring letters and the use of upper and lower case in written texts

**ACELA1817** know how to read and write some high-frequency words

**ACELA1819** segment and blend using onset and rime

### Creating texts

**ACELY1653** follow clear demonstrations of how to construct each letter, learn to construct lower case letters

### Word families

cheek, bee, cheese, queen, knee, jeep, seed, leek, sheep, tree, see, weed, teepee, tee, three

### Vocabulary words

egg, eat, engine, elbow, ear, eagle, envelope, elephant

## ESL/ELL

Other languages often do not distinguish between long and short vowel sounds. Students may mix them up when reading aloud and speaking. Find games for them to play where correct pronunciation and identification of sounds is important, like Bingo with word pairs such as fell and feel, met and meet, and so on.

### Extra assistance

In many languages each sound has its own letter or symbol, so some students will need help to know when a vowel is pronounced with a short or long sound. The pair of sounds represented by e and ee are one instance to practise and learn.

## Classroom activities

### Decorate the Letters

Provide the students with a piece of paper that has many different forms of letter e on it – some dotted, some in bubble writing, some solid letters, a couple of capitals:

- trace over the dotted letters with different coloured pencils, textas or crayons
- glue collage materials such as paper bits, leaves or wool to the solid letters
- colour in the bubble letters with dots, stripes or shapes

Reading Eggs Lesson sequence	TEACH Content and skills	PRACTISE Children will:	APPLY
Hear: <i>Animated Lesson</i>	Introduce the sound /ee/ through words and the song <i>1 and 2 makes ee</i> .	identify and read /ee/ sound in isolation and in words.	<b>Worksheet 1</b> Phonemic awareness
Write: <i>Dot-to-Dot</i>	Reinforce correct letter formation of lower case e.	write the letter e.	<b>Worksheet 2</b> Handwriting
Find: <i>Frog Hops, Missing Sound, Letter Grid and Golden Goose</i>	Recognise a given word. Identify the correct onset letter for a word. Recognise e in both upper and lower case.	find the given word in a group. Choose the correct initial letter to make the word. Locate lower case e and capital E.	<b>Worksheet 3</b> Middle and end sounds
Vocabulary: <i>Label It, Blend a Word, Word Windows and Break it Up</i>	Build vocabulary skills: Match pictures to words. Blend words. Identify the number of phonemes in a word.	blend sounds to read words. Match words to pictures. Identify the number of sounds in a word.	<b>Worksheet 4</b> Vocabulary
Read: <i>Book</i>	Read aloud book.	listen, follow the reading and read along.	<b>Reading Eggs Alphabet book</b> e

# Ee

Name \_\_\_\_\_

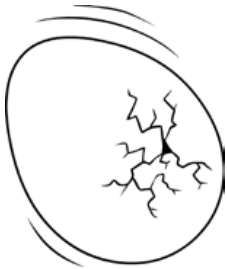
## Phonemic awareness

### Lesson 18 • Worksheet 1

1 Colour the eggs that begin with **e**.



2 Add **e** and read the word.



\_\_\_\_\_ **e** \_\_\_\_\_ gg



\_\_\_\_\_ lephant



\_\_\_\_\_ ar



\_\_\_\_\_ at

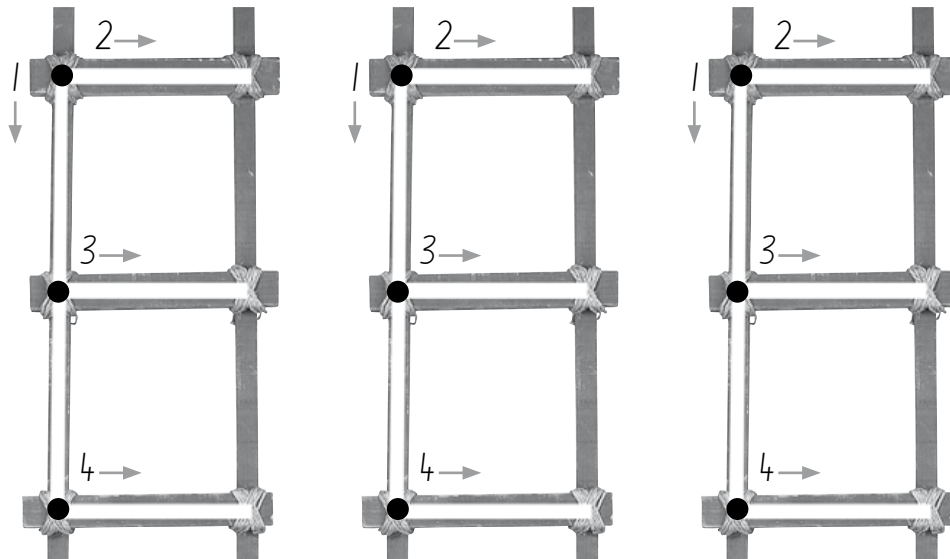

Name \_\_\_\_\_

# Handwriting

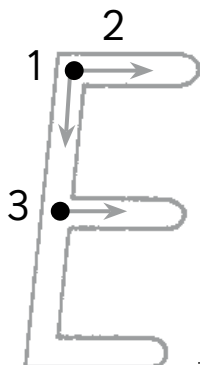
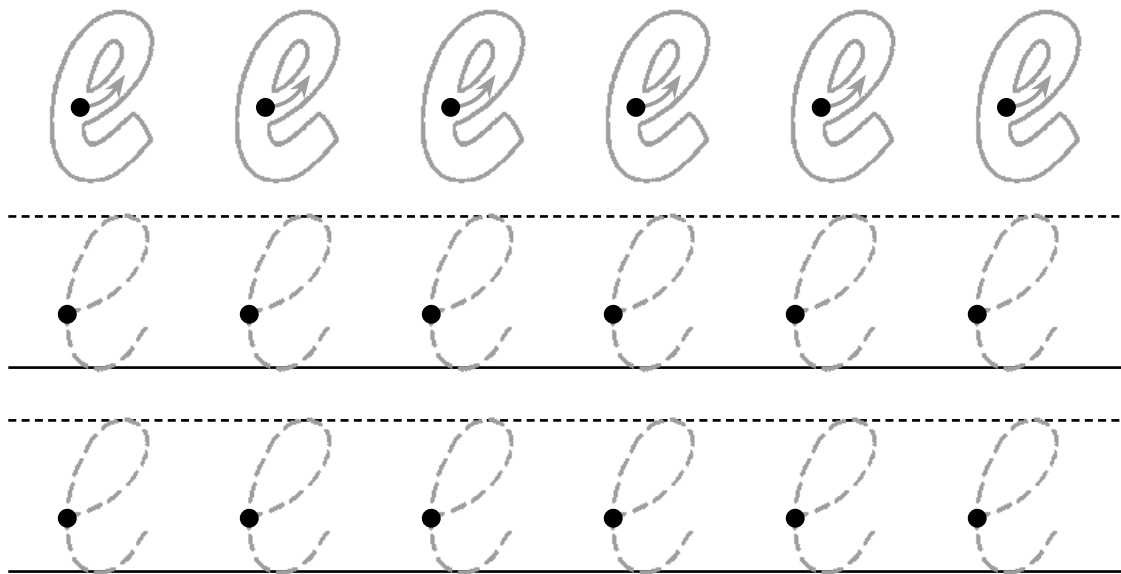
# Ee

Lesson 18 • Worksheet 2

1 Complete the ladders.



2 Trace and write.



Circle your best letter.

# ee

Lesson 18 • Worksheet 3

Name \_\_\_\_\_

## Middle and end sounds

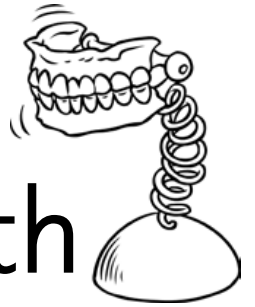
1 Add **ee** and read the word.

b \_\_\_\_\_

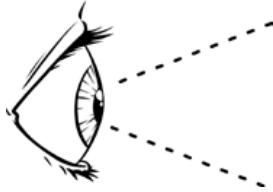


t \_\_\_\_\_

th \_\_\_\_\_



s \_\_\_\_\_



tr \_\_\_\_\_



f \_\_\_\_\_

t \_\_\_\_\_



s \_\_\_\_\_


d \_\_\_\_\_



thr \_\_\_\_\_



sh \_\_\_\_\_



p \_\_\_\_\_

2 Draw more curls.




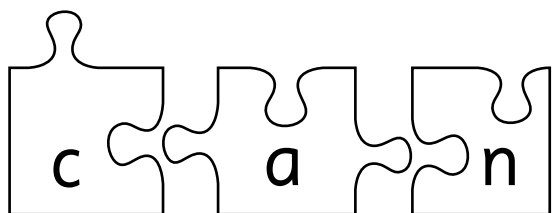

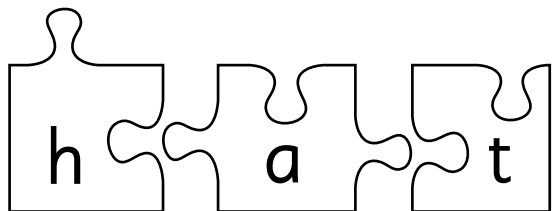
Name \_\_\_\_\_

# Vocabulary

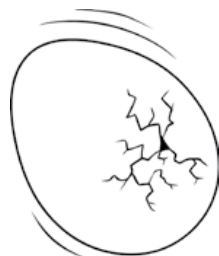
# Ee








Lesson 18 • Worksheet 4

1 Join the jigsaw pieces together. Write the word.



2 Colour the number of sounds in each word.



<b>e</b>		<b>Draw</b>	<b>Trace</b>	<b>Write</b>
egg			e e e	
.				
eat			e e e	
.				
elbow			e e e	
. .				
ear			e e e	
.				
eagle			e e e	
. .				
envelope			e e e	
. . .				
elephant			e e e	
. . .				

### Activity 1

Write an e each time you read the book.

I read e \_\_\_\_ times!



### Activity 2

Clap each e word as you read.

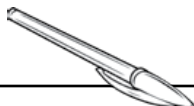


I counted \_\_\_\_ e words.

### Activity 3

Draw parts of your body that start with e.

I know words that start with e.



### Activity 4

Find two things that start with e in your kitchen.

I can read the letter e!





## Ee

Level	Word count	Lexile
0	8	BR

### Vocabulary words

egg	ear
eat	eagle
engine	envelope
elbow	elephant

Reading Eggs  
Ee  
Copyright © 2020 Blake eLearning

[www.readingeggs.com](http://www.readingeggs.com)

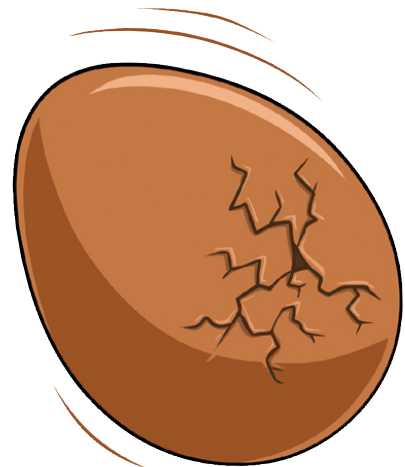
Written by Katy Pike  
Illustrated by Toby Quarmby  
Editor: Amanda Santamaria  
Design and layout: The Modern Art Production Group

cut

## Ee



Written by Katy Pike  
Illustrated by Toby Quarmby




# egg





**eat**



**engine**



**elbow**




**ear**





eagle



envelope

cut



elephant



**E** is for elbow,  
ear and eagle.

For lessons, games  
and hundreds more  
books head to



[www.readingeggs.com](http://www.readingeggs.com)