

Lesson 14 • the letter h

Learning objectives

Children will:

- identify the sound h.
- identify words that contain h.
- recognise and write h and H.

Australian Curriculum Content Descriptions

Phonics and word knowledge

ACELA1439 identify and manipulate sounds (phonemes) in spoken words

ACELA1440 identify familiar and recurring letters and the use of upper and lower case in written texts

ACELA1817 know how to read and write some high-frequency words

ACELA1819 segment and blend using onset and rime

Creating texts

ACELY1653 follow clear demonstrations of how to construct each letter, learn to construct lower case letters

Vocabulary words

house, hum, hook, hope, hen, hand, ham, hole, hammer, heart, hair, horse, helmet, head, hamburger, hat, hive

ESL/ELL

Some students who speak Middle Eastern languages may pronounce /h/ with a throaty sound. Spanish and French-based languages often make the h sound silent. Practise saying simple, recognisable words that start with /h/ like ham, hand and head.

Extra assistance

To practise proper formation of the sound /h/ the mouth should be open (not wide) with the tongue low in the mouth. There is a continuous blow of air but no sound from the throat.

Classroom activities

Letter Pictures

Provide the students with a piece of paper that has a large h in the middle.

- trace over the h with a pencil
- draw things that start with h around the letter and colour them in

Which Hat?

Place three hats on the floor with the labels h, p and n. Discuss the sounds. Have a pile of objects or pictures of objects that start with h, p and n. Each student chooses one and works out which hat it must go in. Discuss their choice with the class.

Reading Eggs Lesson sequence	TEACH Content and skills	PRACTISE Children will:	APPLY
Hear: <i>Animated Lesson</i>	Introduce the sound /h/ through words and the song <i>He's with Her</i> .	identify and read /h/ sound in isolation and in words.	Worksheet 1 Phonemic awareness
Write: <i>Dot-to-Dot</i>	Reinforce correct letter formation of lower case h.	write the letter h.	Worksheet 2 Handwriting
Find: <i>Letter Grid, Mark Your Letter and Trains</i>	Recognise h in upper and lower case.	locate lower case h and upper case H.	Worksheet 3 Initial sounds
Vocabulary: <i>Letter Book, Word Windows and Label It</i>	Build vocabulary skills: Blend and recognise words. Match pictures to words.	blend sounds to read words and recognise them.	Worksheet 4 Check
Read: <i>Book</i>	Read aloud book.	listen, follow the reading and read along.	Reading Eggs Alphabet book h


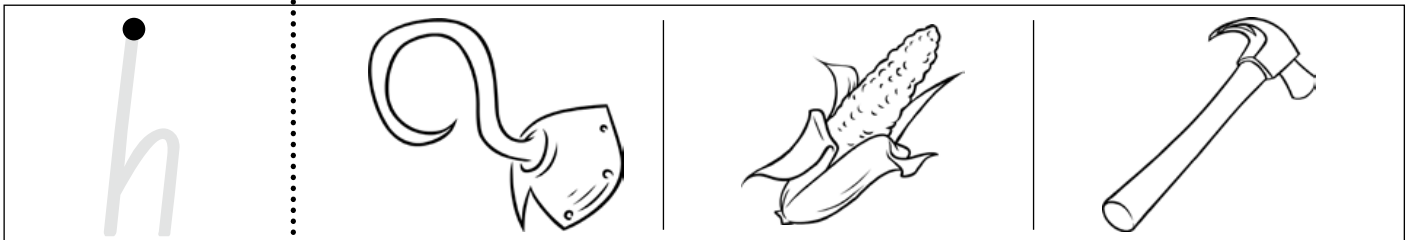
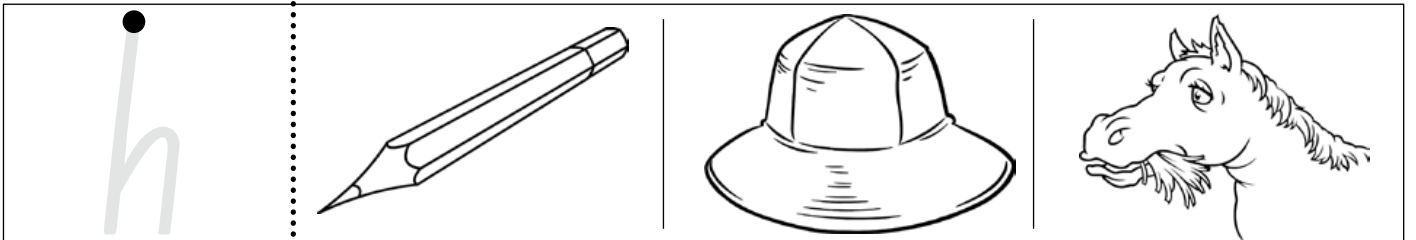
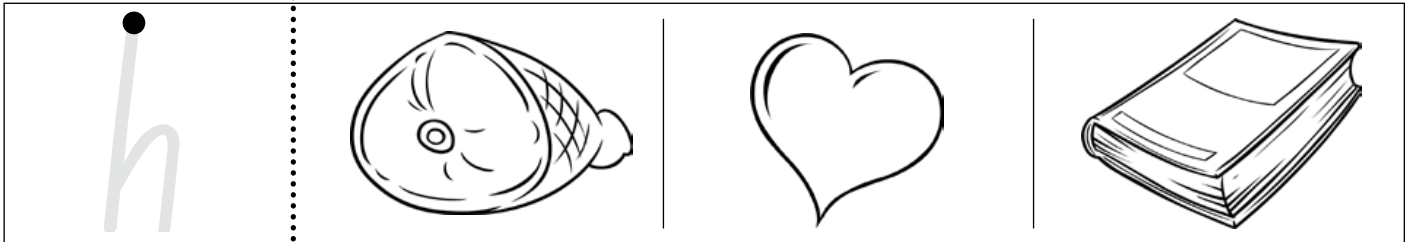
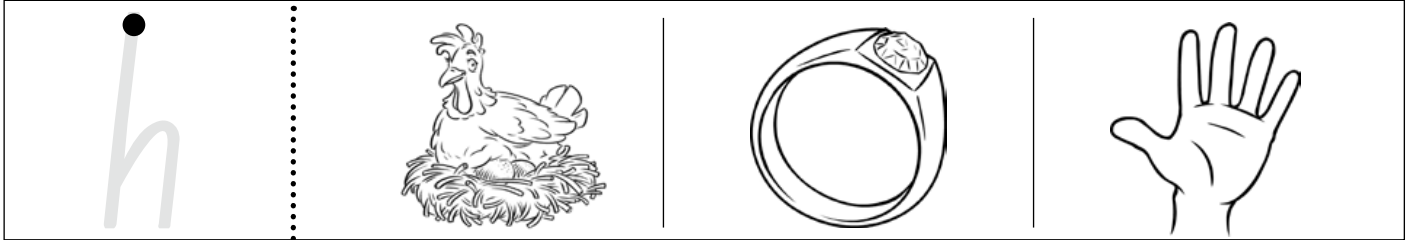
Hh

Name _____

Phonemic awareness


Lesson 14 • Worksheet 1

Circle the thing in each row that begins with **h**. Colour them.

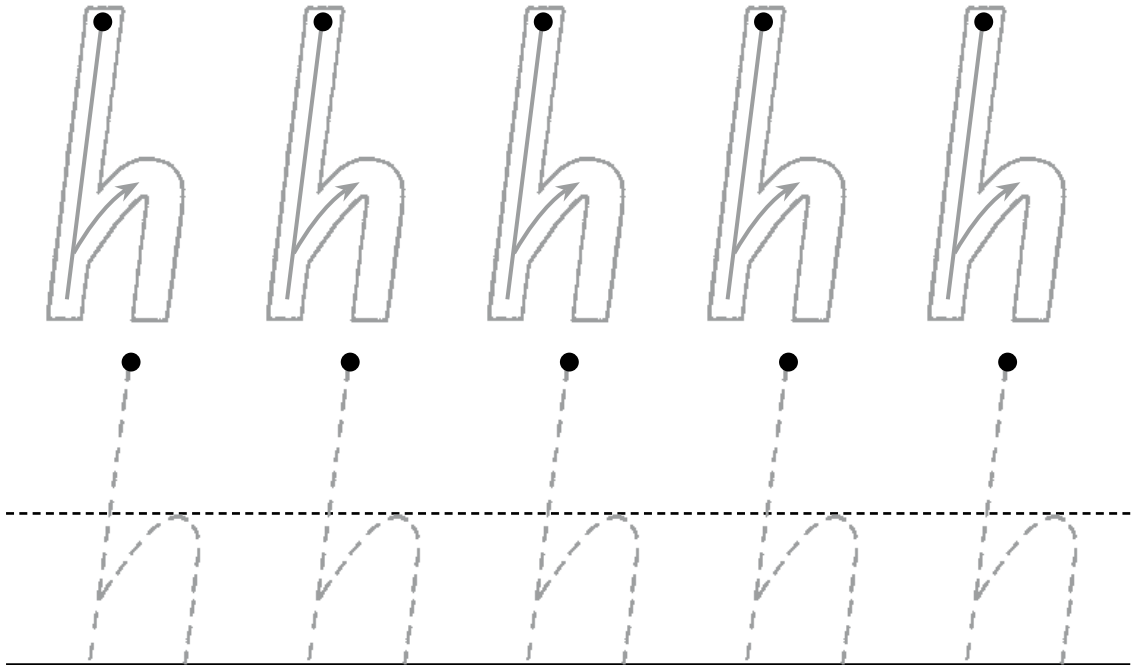


Handwriting

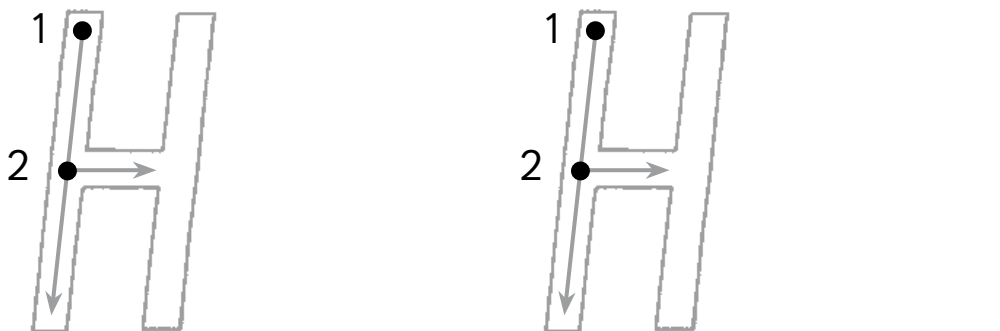
1 Trace Horse hee heepo's friends.



2 Trace and write.



3 Trace and write.



Circle
your best
letter.

Hh

Name _____

Initial sounds

Lesson 14 • Worksheet 3

1 Add **h**. Read the word.



_____ *h* am



_____ en



_____ at



_____ ammer



_____ and



_____ ook



_____ ut



_____ orse

2 Draw hats on heads.



Check

1 Match each letter to a picture.

2 Circle every **H**.

H	H	H	N	T
I	J	H	H	H















How many? _____

Circle every **h**.

h	m	h	t	h
h	n	o	h	y

How many? _____

3 Trace and write.

h		Draw	Trace	Write
horse				
.				
heart				
.				
hammer				
.				
hat				
.				
hair				
.				
hive				
.				
hamburger				
.				

Activity 1

Write an *h* each time you read the book.

I read *h* _____ times!



Activity 2

Clap each *h* word as you read.




I counted _____ *h* words.

Activity 3

Label two *h* things in your home.

I know *h* words.



Activity 4

What sounds would you hear from these *h* words?

I can read the letter *h*!





Hh

Level	Word count	Lexile
0	8	BR

Vocabulary words	
horse	hole
heart	hair
hat	hive
hammer	hamburger

Reading Eggs
Hh
Copyright © 2020 Blake eLearning

www.readingeggs.com

Written by Katy Pike
Illustrated by Toby Quarmby
Editor: Amanda Santamaria
Design and layout: The Modern Art Production Group

Hh

Written by Katy Pike
Illustrated by Toby Quarmby



horse

fold



heart

Hh · Level 0 · 978-1-76020-515-7

5



hat

Hh · Level 0 · 978-1-76020-515-7

6

cut



hammer

Hh · Level 0 · 978-1-76020-515-7


7



hole

Hh · Level 0 · 978-1-76020-515-7


8



hair

cut

fold



hive

Reading
eggs

H is for horse,
heart and hive.



hamburger

For lessons, games
and hundreds more
books head to



www.readingeggs.com