

Lesson 102 • the sound oo (long)

Learning objectives

Children will:

- identify the long oo sound, as in soon.
- read and write long oo words.

Common Core State Standards

Reading

Phonics and Word Recognition:

RF.2.3 Know and apply grade-level phonics and word analysis skills in decoding words.

RF.2.3.A Distinguish long and short vowels when reading regularly spelled one-syllable words.

RF.2.3.B Know spelling-sound correspondences for additional common vowel teams.

RF.2.3.C Decode regularly spelled two-syllable words with long vowels.

RF.2.3.F Recognize and read grade-appropriate irregularly spelled words.

Fluency:

RF.2.4 Read with sufficient accuracy and fluency to support comprehension.

RF.2.4.A Read grade-level text with purpose and understanding.

Language

Conventions of Standard English:

L.2.2 Demonstrate command of the conventions of standard English capitalization, punctuation, and spelling when writing.

L.2.1.F Produce, expand, and rearrange complete simple and compound sentences.

L.2.2.D Generalize learned spelling patterns when writing words.

Sight words

here, said, took, who

Word families

food, roof, loop, cool, room, pool, fool, tool, spoon, baboon, cockatoo, raccoon, kangaroo, moon, noon, hoop, coop, school, cocoon, zoo, moose, hoot, tooth, goose, noodles, broom, poodle, boo, too, goo, zoom, troop

Vocabulary words

cookbook, cupcake, butterfly, raincoat

Extra assistance

The vowel digraph *oo* has two sounds – a short *oo* sound as in *look* and a long *oo* as in *moon*. There is no clear rule to apply here for pronunciation, unfortunately these words just need to be learned. Play lots of games with *oo* word flashcards where the pronunciation is important. In the game *Go Fish* the students must ask for the cards, so if pronunciation is incorrect, they can be corrected.

Classroom activities

Mix and Match

Put the consonant letters of the alphabet on the board in magnetic letters. Write the sound *oo* on the board. Each student comes to the board and makes a word using *oo* and some of the other letters. Discuss their word with the class and write it in one of two lists – short *oo* and long *oo*.

Reading Eggs Lesson sequence	TEACH Content and skills	PRACTICE Children will:	APPLY
Hear: <i>Animated Lesson</i>	Introduce the long oo sound.	identify the long oo sound, recognize long oo words, write long oo words.	Worksheet 1 Phonics
Write: <i>Rocket Launch, Extra Word, Write the Banner</i>	Identify sounds in a word and make the word. Recognize correct word order for a sentence.	select the correct onset and rime to make a word. Put words in order and cross out extra words.	Worksheet 2 Read and write
Find: <i>Shooting Stars</i>	Recognize a given word.	find the given word in a group.	Worksheet 3 Vocabulary
Vocabulary: <i>Today's Topic Words, Scrapbook, Define It, City Zoo</i>	Build vocabulary skills: Recognize key vocabulary. Identify the parts of a compound word. Identify words by their definitions.	match pictures to words. Choose two words to make a compound word. Choose the correct word to match the definition.	Worksheet 4 Check
Read: <i>Q & A, Book</i>	Comprehend the meaning of a text. Read aloud book.	read the text and answer the questions. Listen, follow the reading and read along.	Reading Eggs Story book <i>A Cook at the Zoo</i>

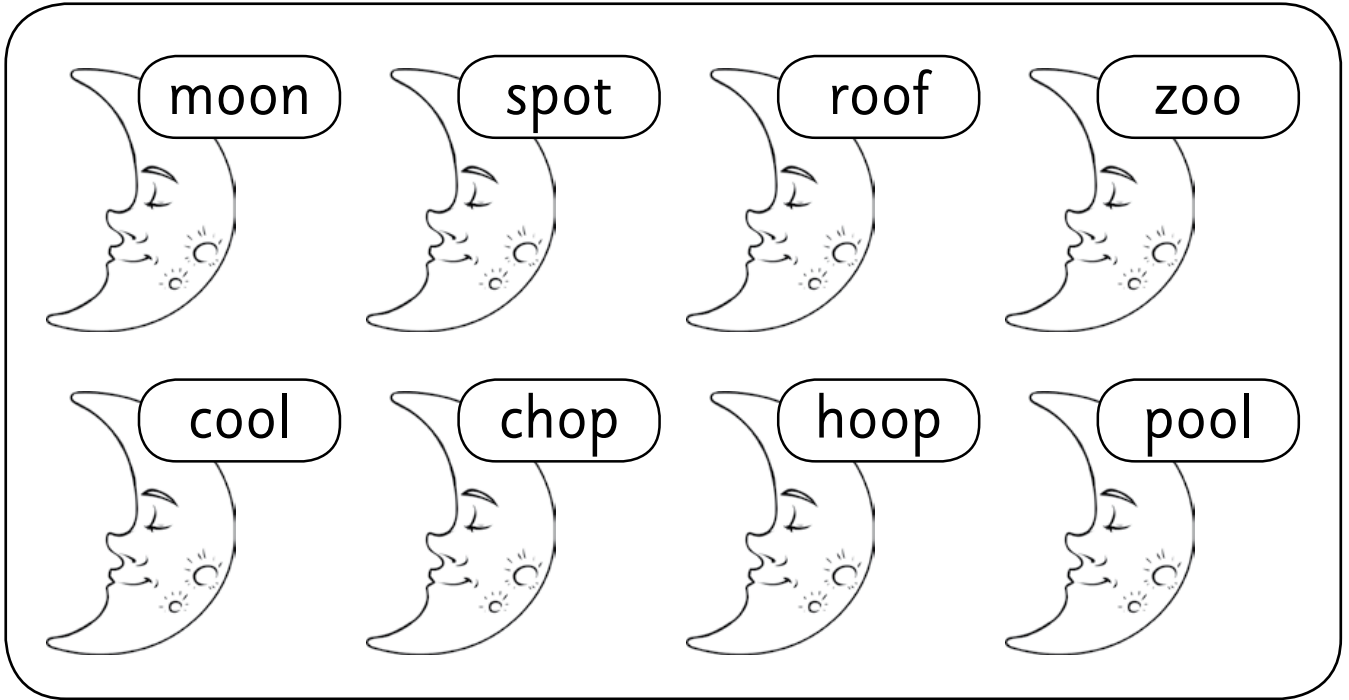
Long oo

Name _____


Phonics

Lesson 102 • Worksheet 1

1 Color the **oo** words.



2 Use Bunky boo's **oo** to make words. Write each word.
Read each word.



z ____ m

n ____ n

m ____ n

sp ____ n

h ____ p


Name _____

Long oo

Lesson 102 • Worksheet 2

Read and write

1 Read the clue. Write the word.

<p>Lots of animals live here. It is a z_____.</p>	<p>This word means the same as midday. n_____</p>
<p>You use me to eat your soup. I am a s_____.</p>	<p>A hammer, a saw and a drill are all t_____.</p> 

2 Write the words in the correct order.

kangaroos. can three I see



Long oo

Name _____

Vocabulary

Lesson 102 • Worksheet 3

1 Join each word to a picture.

spoon

cockatoo

baboon

kangaroo

tools

raccoon

2 Color the correct word. Cross out the wrong word.

A cockatoo baboon is a big, white bird.

A raccoon kangaroo can jump very far.

You can eat gelato with a tools spoon.




Name _____

Long oo

Lesson 102 • Worksheet 4

Check

1 Write the oo words in the zoo.



noon

some

tools

zoom


rooster

cool

home

soon

2 Circle the word that rhymes with the picture.










book joke tool dog



cook box goo coin


3 Draw a baboon at the zoo eating goo with a spoon!

A Cook at the Zoo • Word count: 124 • Excerpt: 53 words								Color a tool for each oo word	
It	is	noon	at	the	zoo.		Soon		
.		
the	cook	will	be	here	with	her	book.		
.		
“Boo!”	says	the	kangaroo.		“Who	are	you?”		
.		
“I	am	a	good	cook,”	said	the	cook.		
.		
“So	boo	to	you.”		The	cook	is	cool	
.	
with	her	tools.		She	scoops	goo	onto		
.		
her	spoon.		The	kangaroo	took	a	look.		
.		

Activity 1

 Color a moon each time you read the book.


I read A Cook at the Zoo ____ times!



Activity 2

 Clap each word as you read.

Most words in this book have ____ syllable.



Activity 3

 Circle each oo word in the story.


There are ____ oo words.

Activity 4

 Find the answer.

What time is the cook coming?
 What is the cook making?
 How does the cook move the goo?

I can know the oo sound!



Able to read independently

Needs assistance to read



A Cook at the Zoo

Level	Word count	Lexile
5	124	230L

Words to know

are	is	who
at	it	will
be	on	with
her	said	you
here	the	

Reading Eggs
A Cook at the Zoo
Copyright © 2020 Blake eLearning

www.readingeggs.com

Written by Katy Pike
Editor: Amy Russo
Design and layout: The Modern Art Production Group

cut

A Cook at the Zoo



Written by Katy Pike



It is noon at the zoo.



Soon the cook will be here
with her book.

fold



“Boo!” said the kangaroo.
“Who are you?”

cut



“I am a good cook,” said the cook.
“So boo to you too.”



The cook is cool with her tools.
She scoops goo onto her spoon.



The kangaroo took a look at
the goo on the spoon.



“This is good goo,” said the
kangaroo. “This cook is no fool.”



A raccoon zooms in.
“Cool goo,” said the raccoon.



A troop of baboons took
a spoon of goo.



fold



“Me too,” said the cockatoo.
 “Cock a doodle doo.”
 “Can we have some goo too?”
 sang the birds in the coop.

“The zoo gets all the goo,”
 said the cook.
 “Whoo hoo,” said the zoo.

cut

Focus Questions

What time is it at the zoo?

Which animals get the goo?

What do the animals think of the goo?



What will the cook make for the kangaroo?

I would make _____

For lessons, games and hundreds more books head to



www.readingeggs.com