

Lesson 101 • the sound oo (short)

Learning objectives

Children will:

- identify the short oo sound, as in book.
- read and write short oo words.

Common Core State Standards

Reading

Phonics and Word Recognition:

RF.2.3 Know and apply grade-level phonics and word analysis skills in decoding words.

RF.2.3.A Distinguish long and short vowels when reading regularly spelled one-syllable words.

RF.2.3.B Know spelling-sound correspondences for additional common vowel teams.

RF.2.3.C Decode regularly spelled two-syllable words with long vowels.

RF.2.3.F Recognize and read grade-appropriate irregularly spelled words.

Fluency:

RF.2.4 Read with sufficient accuracy and fluency to support comprehension.

RF.2.4.A Read grade-level text with purpose and understanding.

Language

Conventions of Standard English:

L.2.2 Demonstrate command of the conventions of standard English capitalization, punctuation, and spelling when writing.

L.2.2.D Generalize learned spelling patterns when writing words.

Word families

took, cook, book, look, good, wood, wool, foot, soot, woof

Vocabulary words

cakes, lemon, banana, icing, cream, strawberry, chocolate, delicious, excited

Extra assistance

Students have already been introduced to the vowel digraph ee, as in *bee*, where the double letter takes the long sound of the vowel. Students may expect oo to also make the long sound of the letter - oe as in *toe*. However, this lesson introduces the short oo sound, as in *book*. Give students lots of examples of the pronunciation of oo words to solidify the sound.

Classroom activities

Word Wheel

Give each student two circles of cardboard, one larger than the other, joined through the centre with a split pin. On the visible edge of the larger circle write the consonant letters *b, c, g, h, l, n, r, t, w*. On the smaller circle write the rimes *ook* and *ood* so they will match up with the outer letters and make words. Have students turn the circles and write out the words they make.

Make Your Own Sentences

Write this sentence on the board: I like to bake _____. Brainstorm a list of things that can be baked. For a more advanced group, brainstorm a list of describing words to use with them. Ask students to write the sentence starter and fill in their own ending, then illustrate.

Reading Eggs Lesson sequence	TEACH Content and skills	PRACTICE Children will:	APPLY
Hear: <i>Animated Lesson</i>	Introduce the short oo sound.	identify the short oo sound, sort oo words, write oo words.	Worksheet 1 Phonics
Write: <i>Extra Word, Pack the Shelves</i>	Recognize correct word order for a sentence. Identify the correct word to complete the sentence.	put the words in order and cross out the extra words. Choose the word which completes the sentence.	Worksheet 2 Read and write
Find: <i>Word Family, What's Missing?, Driving Trucks, Buzzy's Word Machine, Snowman</i>	Identify the correct sound to complete the word. Recognize a given word. Identify word endings.	choose the correct sound to make the word. Find the given word in a group. Match the word to its ending.	Worksheet 3 Vocabulary
Vocabulary: <i>Today's Topic Words</i>	Build vocabulary skills: Recognize key vocabulary.	match pictures to words.	Worksheet 4 Check
Read: <i>Q & A, Book</i>	Comprehend the meaning of a text. Read aloud book.	read the text and answer the questions. Listen, follow the reading and read along.	Reading Eggs Story book <i>Soot's Cook Book</i>

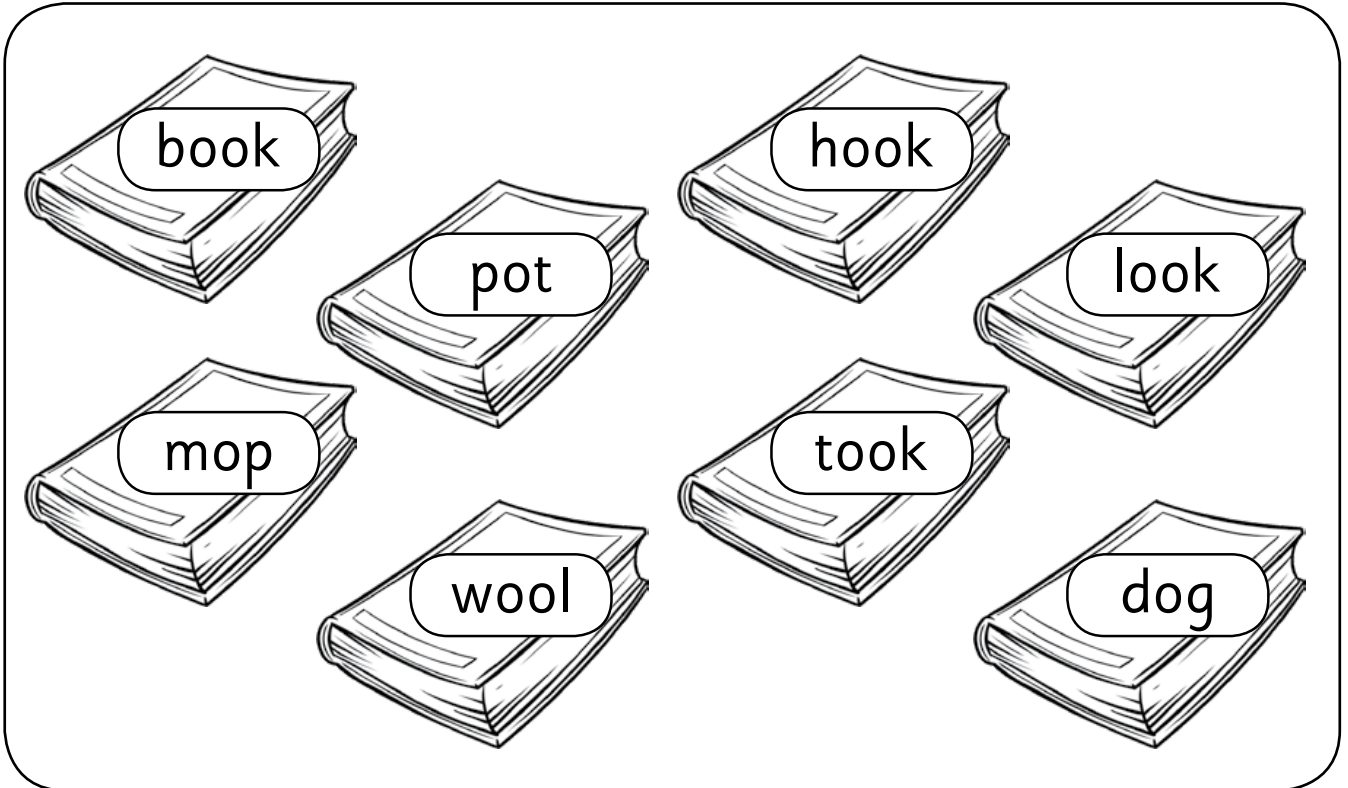
Short oo

Name _____

Phonics

Lesson 101 • Worksheet 1

1 Color the oo words.



2 Use Soot the cook's oo to make words. Write each word.
Read each word.



c _ _ k

b _ _ k

t _ _ k

f _ _ t

l _ _ k

w _ _ l


Name _____

Short oo

Lesson 101 • Worksheet 2

Read and write

1 Read the clue. Write the word.

<p>You get me from a sheep. I am w_____.</p>	<p>I am brown and taste very sweet. I am ch_____.</p>
<p>I can bake cakes. I am Soot the c_____.</p>	<p>I am a yellow fruit. I am a b_____.</p> 

2 Draw a cake for Soot's cook book.




What is your cake called? _____

Vocabulary

Name _____

Lesson 101 • Worksheet 3

1 Join each word to a picture.



gelato
chocolate
banana
strawberry
lemon
piece

2 Complete each sentence.

strawberry cook cake

Soot the _____ loves cake.



Jake baked a chocolate _____.

Gemma giraffe made a _____
gelato cake.

Name _____

Short oo

Lesson 101 • Worksheet 4

Check

1 Join Soot to the oo words.

took

hot

Soot

book



cook

mop

drop

look

2 Label the pictures in Soot's cook book.




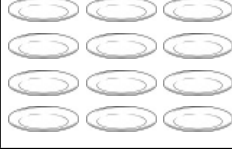
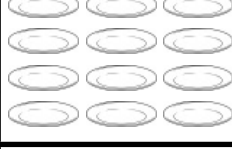


banana cake gelato

_____ cake




_____ cream pie

chocolate _____

Soot's Cook Book • Word count: 181 • Excerpt: 66 words										Color a plate for each word		
Soot	the	Cook	got	dressed	in	his	best	clothes.				
.				
He	was	so	excited!	The	cake	cooking	contest	was	today.			
.			
Baby	Face	baked	a	banana	cream	pie.						
.			
Soot	took	a	look	and	grinned.	He	loved	banana	cream	pie.		
.		
He	took	a	piece	and	ate	it.	It	was	creamy	and	delicious!	
.	
Jake	Snake	baked	a	giant	chocolate	cake.						
.		
It	had	strawberries	on	top	and	lots	of	chocolate	icing.			
.		

Activity 1


 Draw a cake. Draw a strawberry on top each time you read the book.



I read Soot's Cook Book _____ times!

Activity 2

 Color the adjectives that describe the taste of each cake.



I can find adjectives.

Activity 3

 Use playdough to build your favorite cakes. Is there enough for a bakery?
I know about cakes.

Activity 4

 Find the answer.
 What did Baby Face bake? What was on top of Jake the Snake's cake? Who is the judge?
I can connect with the book, Soot's Cook Book.

Able to read independently

Needs assistance to read

Reading **Soot's Cook Book**



Soot's Cook book

Level	Word count	Lexile
5	181	330L

Words to know

all	in
and	it
got	so
had	the
he	was
his	went

Reading Eggs
Soot's Cook Book
Copyright © 2020 Blake eLearning

www.readingeggs.com

Written by Katy Pike
Editor: Amy Russo
Design and layout: The Modern Art Production Group

Soot's Cook Book



Written by Katy Pike

Soot the Cook got dressed in his best clothes. He was so excited!

The cake cooking contest was today.



Baby Face baked a banana cream pie.

Soot took a look and grinned.
He loved banana cream pie.
He took a piece and ate it.
It was creamy and delicious!

cut



Jake Snake baked a giant chocolate cake. It had strawberries on top and lots of chocolate frosting.

Soot took a look and smiled.
He loved giant chocolate cake.
He took a piece and ate it. Jake's cake was really very yummy!



Gemma Giraffe made an icy cold gelato cake. She used all kinds of different fruit gelato.

Soot took a look and woofed. He loved gelato cake. There was strawberry gelato, banana gelato, and lemon gelato. It was sweet and delicious! Yum!



Soot loved all three cakes. He had to try them all a second time. It was so hard to pick a winner. They were all so very good.

They were all winners!



All the cakes went into Soot's brand new book — *The Cake Cook Book* — for people who love cake.

cut

Focus Questions

What did Soot think of Baby Face's cake?

What did Jake the Snake bake?

What types of gelato were in Gemma Giraffe's cake?

Who will win the cake contest?

In a cake contest, I would cook _____

For lessons, games and hundreds more books head to

