

# Lesson 1 • the letter m

## Learning objectives

Children will:

- identify the sound m.
- identify words that begin with m.
- recognise and write m and M.

## Australian Curriculum Content Descriptions

### Phonics and word knowledge

**ACELA1439** identify and manipulate sounds (phonemes) in spoken words

**ACELA1440** identify familiar and recurring letters and the use of upper and lower case in written texts

**ACELA1817** know how to read and write some high-frequency words

**ACELA1819** segment and blend using onset and rime

### Creating texts

**ACELY1653** follow clear demonstrations of how to construct each letter; learn to construct lower case letters

### Vocabulary words

moon, monkey, mice, mud, mop, men, mat, meat, moss, man, money, map, milk, mouse, mum, mug

## ESL/ELL

The sounds /m/ and /n/ can be confusing as they sound and look similar, be sure to differentiate for students the difference between the two.

## Extra assistance

Have them watch themselves in the mirror to make sure they are bringing both lips together when they make the sound. They can double check they are making the correct sound by placing two fingers on their neck to feel the gentle vibration as they voice /m/.

## Classroom activities

Use a variety of materials such as playdough, paint, or sand to create the letter m.

### Collage

Provide the children with a piece of paper that has a large m in the middle.

- trace over the m with a pencil
- find things starting with m in an old magazine, cut out and glue around the m on the paper to create a collage

### Say it right! (Initial phoneme)

Fill a bag with objects and pictures of things. Pick something out of the bag (eg a ball) and say it incorrectly, using the wrong initial sound, eg tall. Children need to correctly repeat the word ball.

Reading Eggs Lesson sequence	TEACH Content and skills	PRACTISE Children will:	APPLY
Hear: <i>Animated Lesson</i>	Introduces the sound /m/ through words and the songs <i>Sounds like mmm!</i> and <i>Mmm, you're clever!</i>	identify and read /m/ sound in isolation and as an initial sound in CVC words.	<b>Worksheet 1</b> Phonemic awareness
Write: <i>Dot-to-Dot</i>	Reinforce correct letter formation of lower case m.	write the letter m.	<b>Worksheet 2</b> Handwriting
Find: <i>Letter Grid and Mark Your Letter</i>	Recognise m in different fonts in upper and lower case.	locate lower case m and upper case/capital M.	<b>Worksheet 3</b> Initial sounds
Vocabulary: <i>Letter Book &amp; Label It</i>	Build vocabulary skills: Match pictures to spoken and written words.	understand key vocabulary and apply it in reading.	<b>Worksheet 4</b> Check
Read: <i>Book</i>	Read aloud book.	listen, follow the reading and read along.	<b>Reading Eggs Alphabet book</b> m




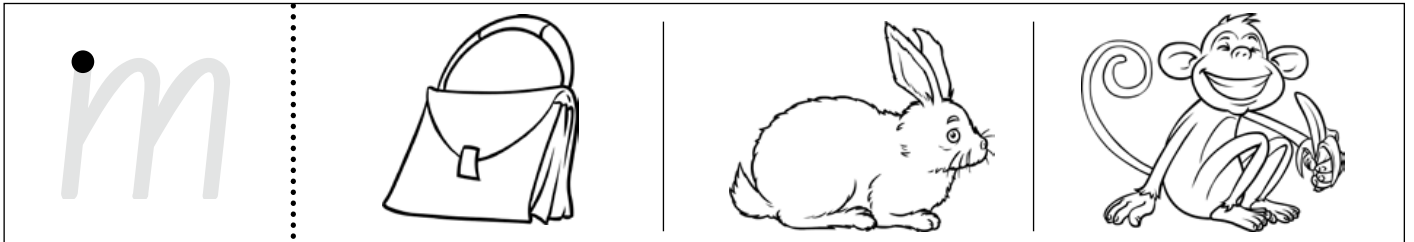

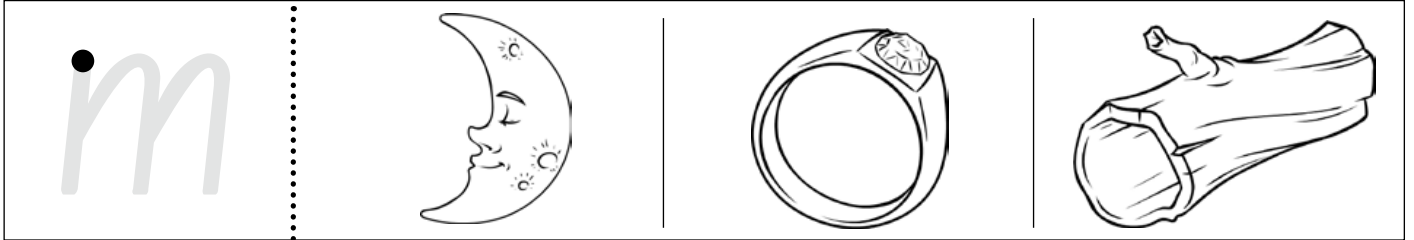
# Mm

Name \_\_\_\_\_

## Phonemic awareness

### Lesson 1 • Worksheet 1

Circle the thing in each row that begins with **m**. Colour them.




Name \_\_\_\_\_

# Handwriting

# Mm

Lesson 1 • Worksheet 2


1 Hop.



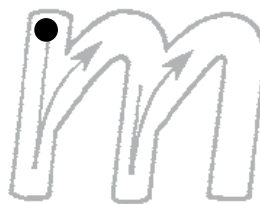
Hello, I'm  
Marshmallow  
mouse.




2 Trace and write.



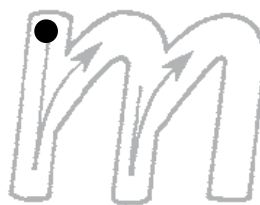
\_\_\_\_\_



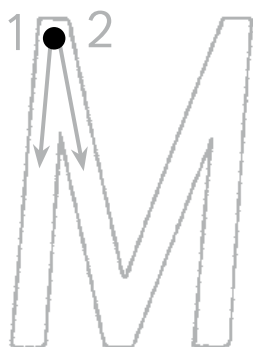
\_\_\_\_\_




\_\_\_\_\_



\_\_\_\_\_



\_\_\_\_\_



\_\_\_\_\_


Find and tick your best letter.

# Mm

## Lesson 1 • Worksheet 3

Name \_\_\_\_\_

### Initial sounds



1 Add **m**. Read the word.



     **m**      an



     ouse



     onkey




     oon



     ap



     ilk

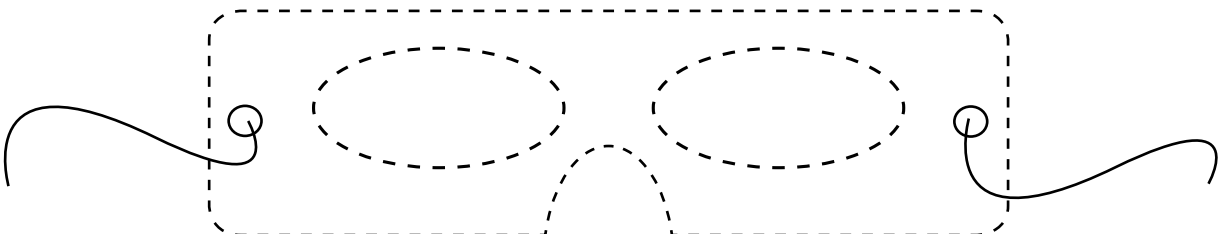


     at



     op

2 Draw a mask.



# Check

# Mm

Lesson 1 • Worksheet 4

1 Colour things that begin with **m**.



2 Circle every **M**.

M E M R M  
D M F M Z

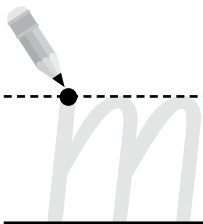
How many? \_\_\_\_








Circle every **m**.

m h m n y  
m k p m m

How many? \_\_\_\_

3 Write the letter **m**.



m		Draw	Trace	Write
monkey			m m	
.				
moon			m m	
.				
man			m m	
.				
map			m m	
.				
milk			m m	
.				
mop			m m	
.				
mouse			m m	
.				

### Activity 1

Write an *m* each time you read the book.

I read m \_\_\_\_ times!



### Activity 2

Clap each word as you read.



I counted \_\_\_\_ m words.

### Activity 3

Draw something from your fridge that starts with *m*.

I know words that start with *m*.



### Activity 4

Make the letter *m* with your hands.

I can read the letter *m*!



Mm

Level	Word count	Lexile
0	8	BR

Vocabulary words

monkey	map
moon	milk
man	mop
money	mouse

Reading Eggs  
Mm  
Copyright © 2020 Blake eLearning

[www.readingeggs.com](http://www.readingeggs.com)

Written by Katy Pike  
Illustrated by Toby Quarmby  
Editor: Amanda Santamaria  
Design and layout: The Modern Art Production Group

cut

Mm



Written by Katy Pike  
Illustrated by Toby Quarmby



monkey





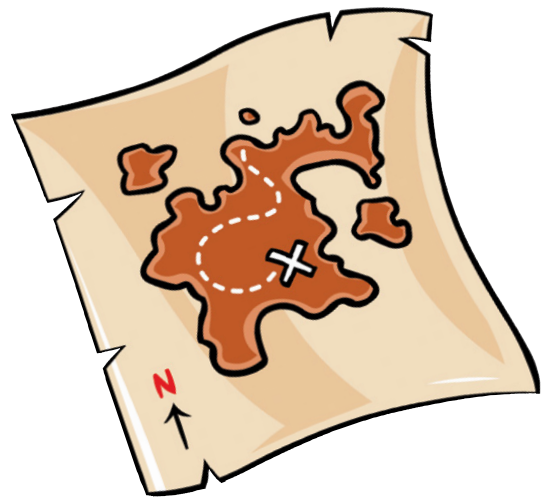
# moon



# man



# money



# map





# milk



# mop



# mouse

**M** is for moon,  
man and map.

For lessons, games  
and hundreds more  
books head to



[www.readingeggs.com](http://www.readingeggs.com)