

Lesson 1 • the letter m

Learning objectives

Children will:

- identify the sound m.
- identify words that begin with m.
- recognize and write m and M.

Common Core State Standards

Reading

Print Concepts:

RF.K.1.B Recognize that spoken words are represented in written language by specific sequences of letters.

RF.K.1.D Recognize and name all upper- and lowercase letters of the alphabet.

Phonics and Word Recognition:

RF.K.3.A Demonstrate basic knowledge of one-to-one letter-sound correspondences by producing the primary sound or many of the most frequent sounds for each consonant.

Language

Conventions of Standard English:

L.K.1.A Print many upper- and lowercase letters.

L.K.2.C Write a letter or letters for most consonant and short-vowel sounds (phonemes).

Vocabulary words

moon, monkey, mice, mud, mop, men, mat, meat, moss, man, money, map, milk, mouse, mom, mug

ESL/ELL

The sounds /m/ and /n/ can be confusing as they sound and look similar, be sure to differentiate for students the difference between the two.

Extra assistance

Have them watch themselves in the mirror to make sure they are bringing both lips together when they make the sound. They can double check they are making the correct sound by placing two fingers on their neck to feel the gentle vibration as they voice /m/.

Classroom activities

Use a variety of materials such as playdough, paint, or, sand to create the letter m.

Collage

Provide the children with a piece of paper that has a large m in the middle.

- trace over the m with a pencil
- find things starting with m in an old magazine, cut out and glue around the m on the paper to create a collage

Say it right! (Initial phoneme)

Fill a bag with objects and pictures of things. Pick something out of the bag (eg a ball) and say it incorrectly, using the wrong initial sound, eg tall. Children need to correctly repeat the word ball.

Reading Eggs Lesson sequence	TEACH Content and skills	PRACTICE Children will:	APPLY
Hear: <i>Animated Lesson</i>	Introduces the sound /m/ through words and the songs <i>Sounds like mmm!</i> and <i>Mmm, you're clever!</i>	identify and read /m/ sound in isolation and as an initial sound in CVC words.	Worksheet 1 Phonemic awareness
Write: <i>Dot-to-Dot</i>	Reinforce correct letter formation of lower case m.	write the letter m.	Worksheet 2 Handwriting
Find: <i>Letter Grid and Mark Your Letter</i>	Recognize m in different fonts in upper and lower case.	locate lower case m and upper case/capital M.	Worksheet 3 Initial sounds
Vocabulary: <i>Letter Book & Label It</i>	Build vocabulary skills: Match pictures to spoken and written words.	understand key vocabulary and apply it in reading.	Worksheet 4 Check
Read: <i>Book</i>	Read aloud book.	listen, follow the reading, and read along.	Reading Eggs Alphabet book m




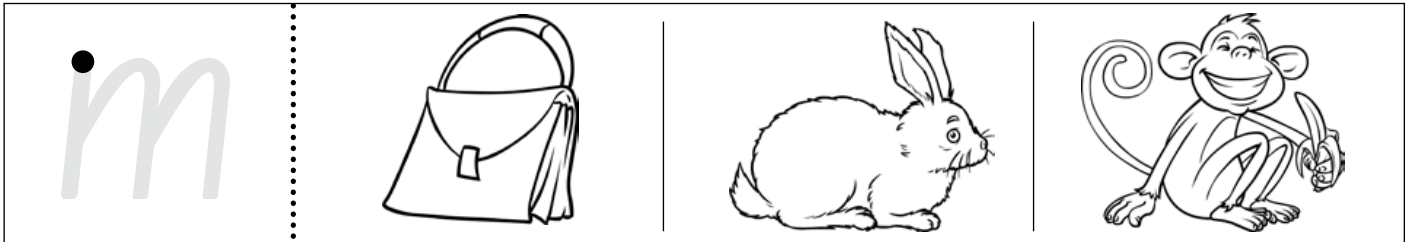
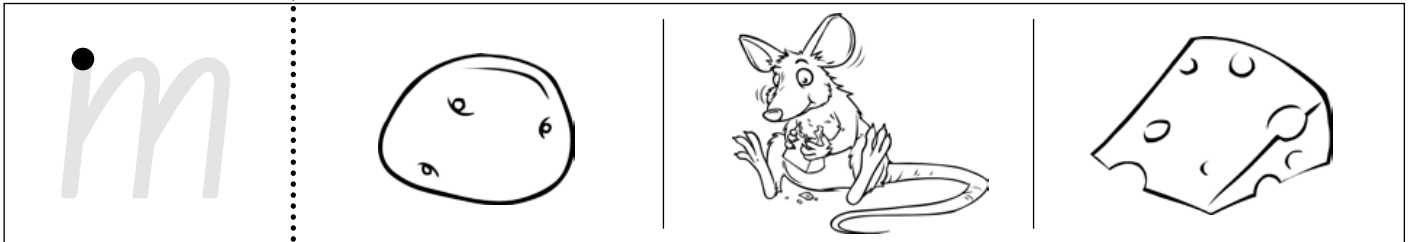
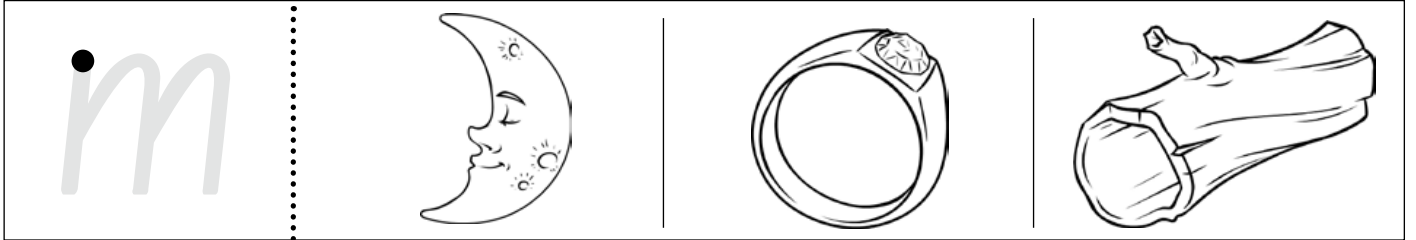
Mm

Name _____

Phonemic awareness

Lesson 1 • Worksheet 1

Circle the thing in each row that begins with **m**. Color them.




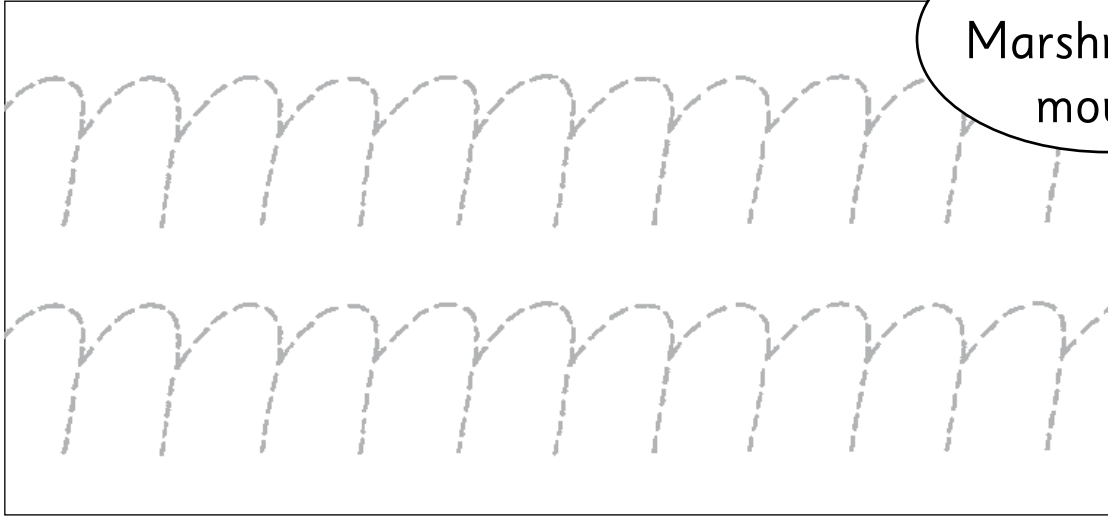
Name _____

Handwriting



Mm

Lesson 1 • Worksheet 2

1 Hop.



2 Trace and write.



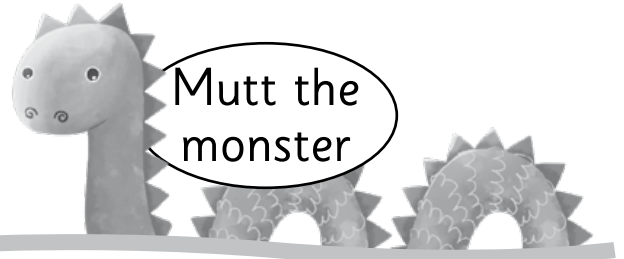
Find and tick your best letter.

Mm

Lesson 1 • Worksheet 3

Name _____

Initial sounds



1 Add **m**. Read the word.



 m an



 ouse



 onkey




 oon



 ap



 ilk

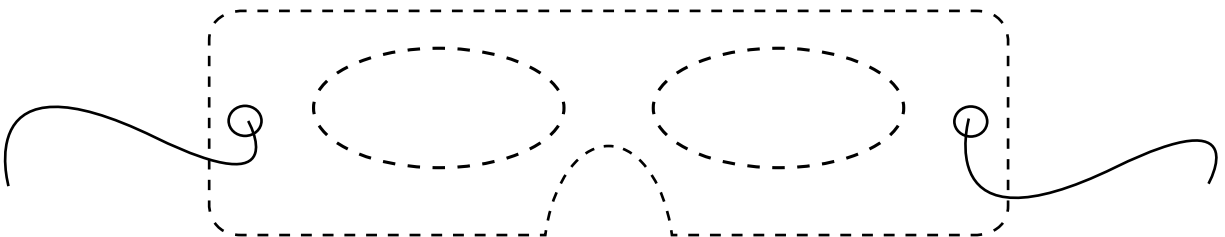


 at



 op

2 Draw a mask.




Name _____

Mm

Lesson 1 • Worksheet 4

Check

1 Color things that begin with **m**.



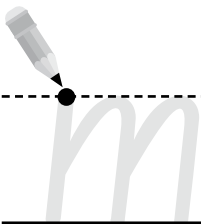
2 Circle every **M**.








Circle every **m**.

M	E	M	R	M
D	M	F	M	Z
How many? _____				

m	h	m	n	y
m	k	p	m	m
How many? _____				

3 Write the letter **m**.



m		Draw	Trace	Write
monkey			<i>m m</i>	
.				
moon			<i>m m</i>	
.				
man			<i>m m</i>	
.				
map			<i>m m</i>	
.				
milk			<i>m m</i>	
.				
mop			<i>m m</i>	
.				
mouse			<i>m m</i>	
.				

Activity 1

Write an *m* each time you read the book.

I read m _____ times!



Activity 2

Clap each word as you read.



I counted _____ m words.

Activity 3

Draw something from your fridge that starts with *m*.

I know words that start with m.



Activity 4

Make the letter *m* with your hands.

I can read the letter m!



Mm

Level	Word count	Lexile
0	8	BR

Vocabulary words

monkey	map
moon	milk
man	mop
money	mouse

Reading Eggs
Mm
Copyright © 2020 Blake eLearning

www.readingeggs.com

Written by Katy Pike
Illustrated by Toby Quarmby
Editor: Amanda Santamaria
Design and layout: The Modern Art Production Group

cut

Mm



Written by Katy Pike
Illustrated by Toby Quarmby



monkey

fold



moon



man

cut



money



map



milk



mop

cut



mouse

Reading
eggs

M is for moon,
man and map.

For lessons, games
and hundreds more
books head to



www.readingeggs.com