

Airport Reports

London City Airport Consultative Committee
6th March 2025

LONDON

**CITY
AIRPORT**

6th March 2025



Contents

1 **Airspace and Environment**.....3

1.1	Aircraft Information	3
1.2	Runway Utilisation.....	4
1.3	Noise and Track Keeping System Performance.....	4
1.4	Quota count	5
1.5	Incentives and Penalties Scheme	5
1.6	Aircraft complaints & enquiries.....	6
1.7	Sound Insulation Scheme	7
1.8	Air Quality.....	8

Other environmental updates..... 10

1.9	Airspace Modernisation	10
1.10	Other environmental updates	10

2 **Community**..... 11

2.1	Education	11
2.2	Community Engagement and Volunteering	11

3 **Planning** 12

3.1	Planning Compliance.....	12
3.2	Airport Transport Forum	12



Airspace and Environment

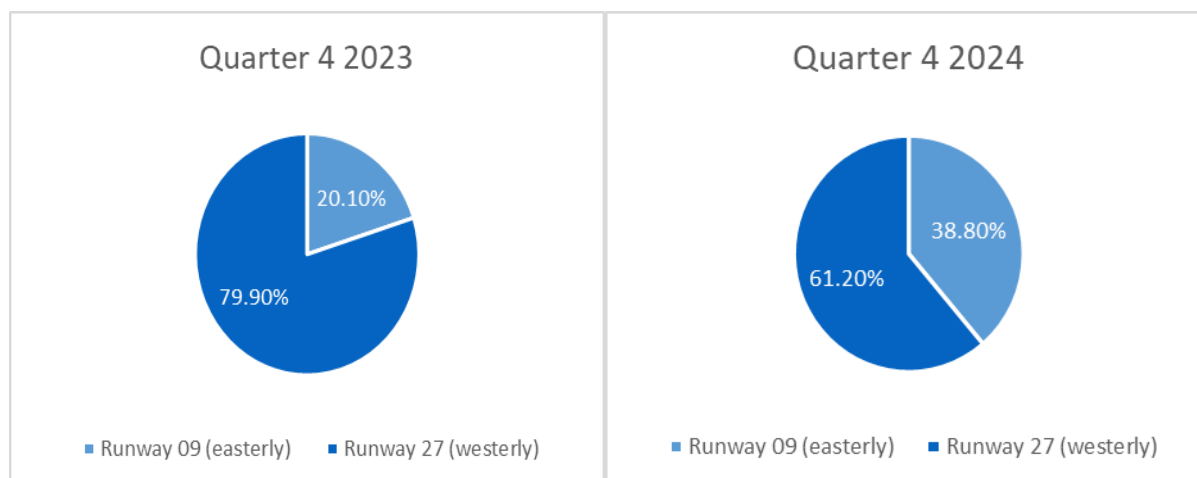
The purpose of this report is to detail environmental performance. This is shared with the LBN, the Consultative Committee and the local community.

This report covers the period 1st October – 31st December 2024.

1.1 Aircraft Information

Key Stats Dashboard		October	November	December	Q4 Total
Passengers	2023	300,199	288,882	278,503	867,584
	2024	335,200	308,303	281,382	924,885
	Variance	↑	↑	↑	↑
Aircraft Scheduled Movements	2023	4,634	4,531	3,879	13,044
	2024	4,602	4,137	3,755	12,494
	Variance	↓	↓	↓	↓

1.2 Runway Utilisation



The use of either end of the runway for departures and arrivals is based on wind direction as aircraft must take off into the wind. Wind direction therefore affects the flight paths of aircraft when arriving and departing from an airport, as each runway end has its own designated routes.

1.3 Noise and Track Keeping System Performance

During this quarterly period all Noise Monitors (NMT's) were fully operational and data received on all days except from the days mentioned below.

NMT	Calibration	Data
1	OK	Data received on all days
2	OK	Data received on all days
3	OK	Data received on all days
4	OK	Data received on all days
5	OK	Data received on all days
6	OK	Data received on all days except between 15-17 October

1.4 Quota count

LCY operates a quota count system, whereby aircrafts are banded in 1 dB categories based on their noise certification (adjusted for the 5.5° approach angle), with louder aircraft allocated a higher quota count. The quota budget is 22,000 per calendar year and 742.5 in any one week.

The airport has operated within its quota budget of 742.5 per week for every week during this period.

The airport has also operated within its quota budget of 22,000 for the last 12 months. **In Q4 2024 the rolling 12 months QC total¹ is 9,429**

Period	Quota Count Total ¹
Jan – Mar 2024	2,284
Apr – Jun 2024	2,456
Jul – Sep 2024	2,361
Oct-Dec 2024	2,328

¹ QC totals are rounded to nearest whole number. Rolling totals are sum of unrounded values and therefore may differ slightly from the sum of the relevant quarters.

1.5 Incentives and Penalties Scheme

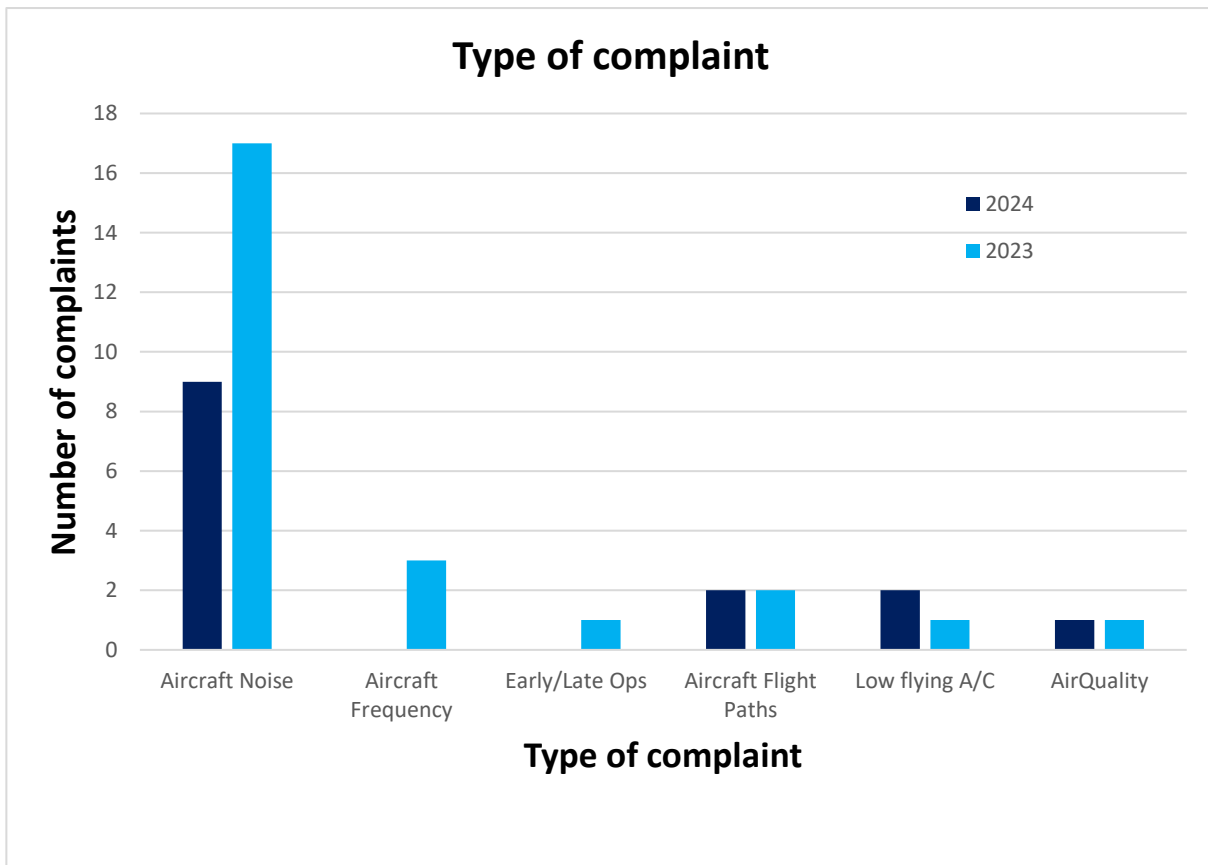
An incentives and penalties scheme came into full effect on 1st November 2018. The purpose of this scheme is to incentivise aircraft to be flown in a quieter manner by rewarding improved performance and penalising poor performance. Below are the monthly penalties, credit removals and credit awards during Q4 2024.

MONTH	Fixed Penalty	Fixed Penalties (total Value)	Credit Removal	Credit Awards
October	0	0	2	102
November	0	0	2	224
December	0	0	2	239
Total	0	0	6	565

1.6 Aircraft complaints & enquiries

In Q4 2024, LCY received a total of 19 correspondences, including 14 complaints related to LCY operations, 4 of which were unrelated to LCY operations. This represents a 44% decrease in complaints compared to the 25 received in Q3 2023.

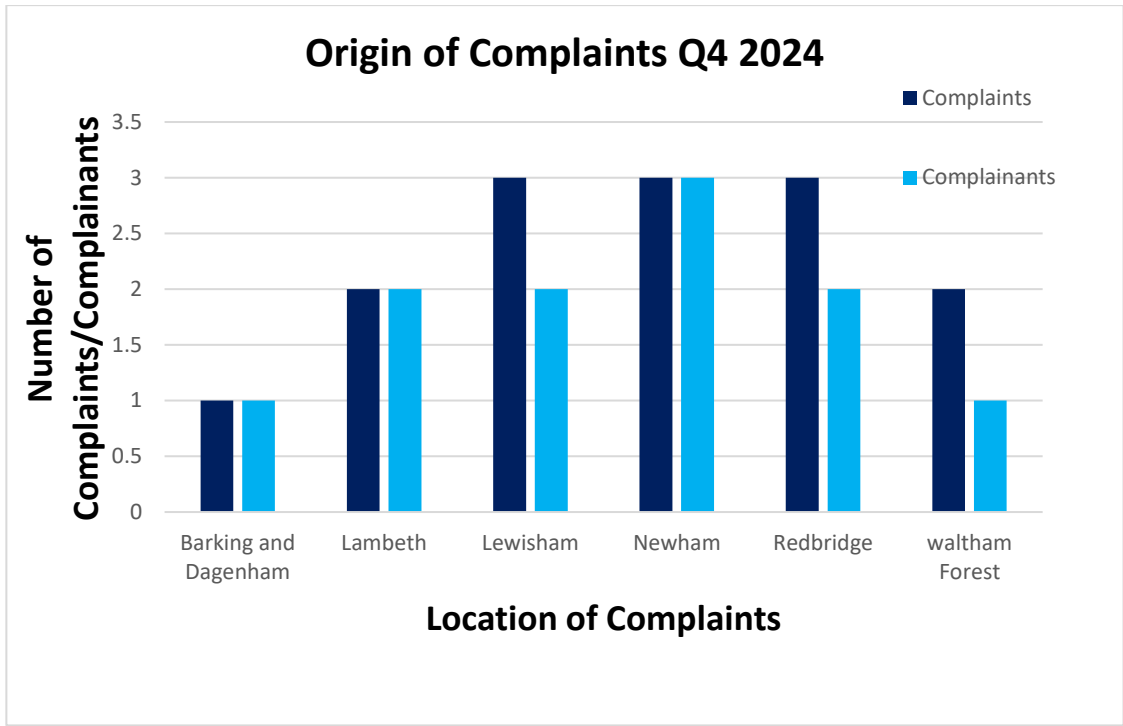
Notably, in Q3 2023, 13 complaints came from a single repeat complainant from Newham and a further 5 complaints from another two repeat complainants. In Q4 2024 the number of complaints from repeat complainants is much lower at only 5 complaints from 3 repeat complainants.



The monthly breakdown of total complaints and events generating a complaint relating to London City Airport is as follows:

October 2024	6 complaints
November 2024	3 complaints
December 2024	5 complaints

The chart below shows the breakdown of complaints related to the number of complainants and from which boroughs these were received for Q4 2024.



1.7 Sound Insulation Scheme

Tier	Explanation	2022 APR	2023 APR
Re-inspections	Properties become eligible for re-inspection when 10 years or more have passed since they were treated.	Of 474 properties: <ul style="list-style-type: none"> • 72 installs • 107 surveyed 	Of 631 properties: <ul style="list-style-type: none"> • 38 installs • 62 surveyed • 2 refused

2023 APR was published at the end of June 2024. 628 residential properties and 3 public buildings are due for reinspection. No newly eligible properties have entered the scheme due to the noise contours not expanding. The reinspection letters for the 2023 APR were sent on 28th August and follow up letters were sent on 4th December 2024. Up to Q4, approximately 142 properties have expressed interest, with 62 surveys and 38 installations already completed from the 2023 APR.

2022 APR was published at the end of June 2023. 472 residential properties and 2 public buildings are due for reinspection. Up to Q4 for the 2022 APR, approximately 123 properties have expressed interest, with 107 surveys and 72 installations completed.

Overall, this resulted, a 15% take-up rate in the 2022 APR and currently 6% take-up rate in the 2023 APR. The SIS Verification for APR 2022 was carried out on the 20th November 2024.

LCY needs to advertise SIS in local newspapers which are in circulation within the area bounded by the 57dB contour. LCY advertised SIS in September and December 2024 in the Newham Recorder, Docklands & East London Advertiser, and Greenwich Weekender (Greenwich Info is no longer in circulation).

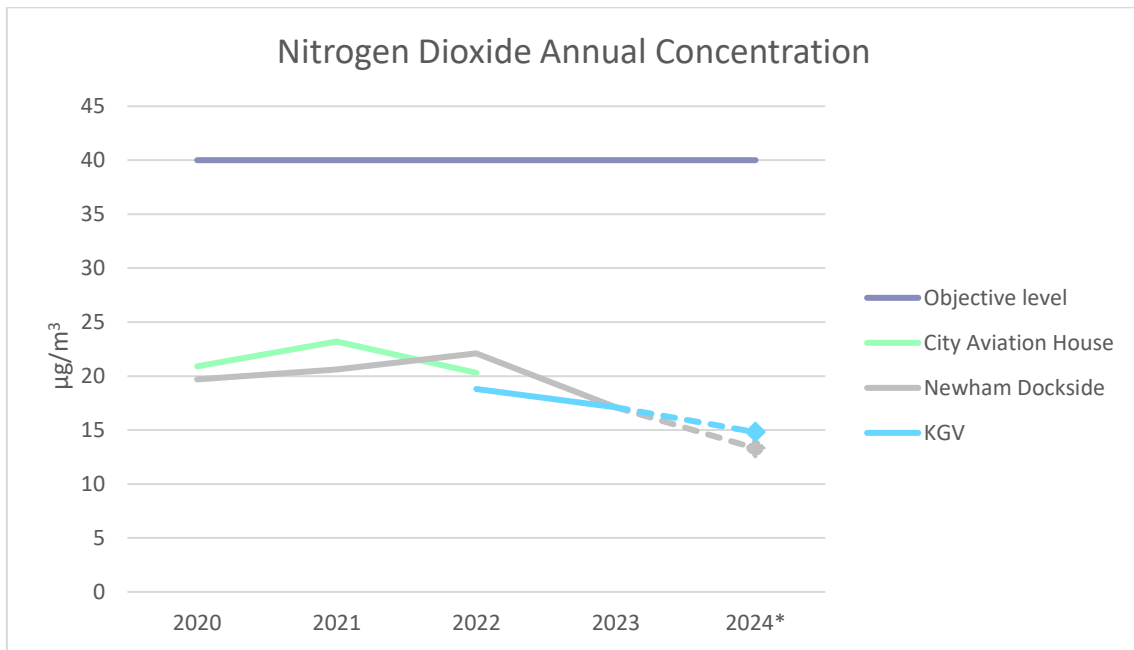
1.8 Air Quality

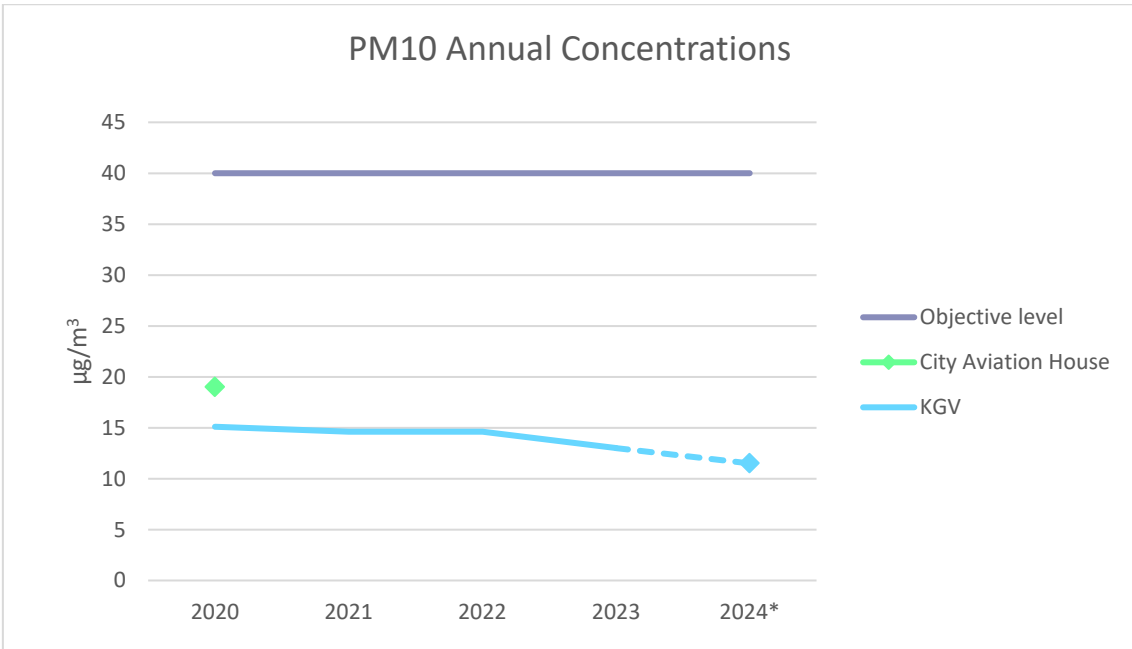
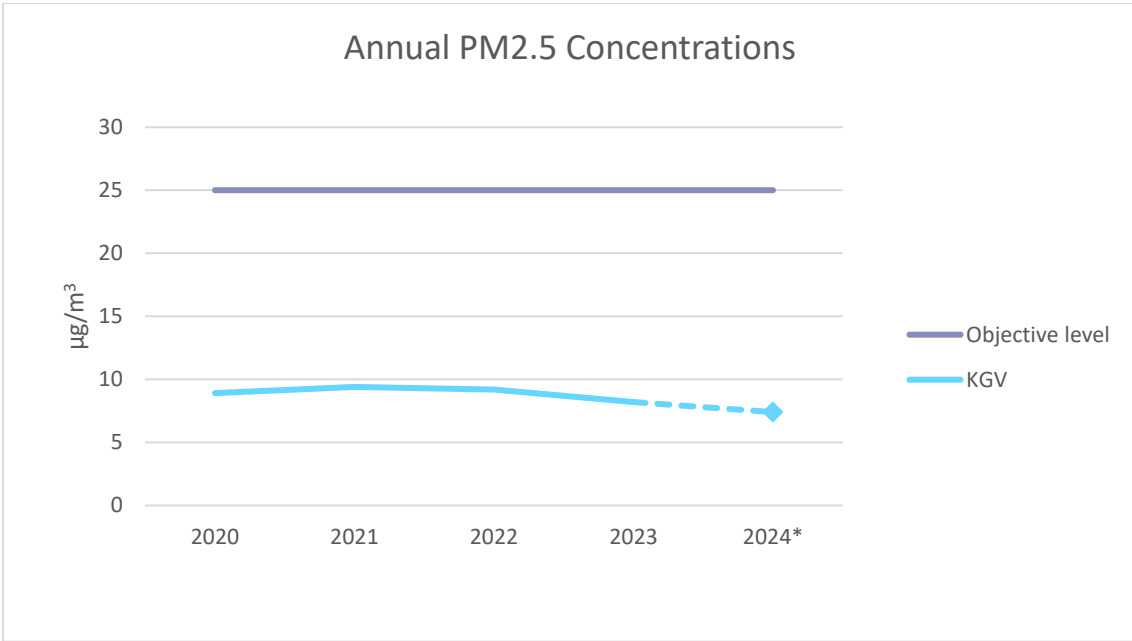
Following the approach of previous years, this report presents air quality data for Q3 2024. Final ratification of the 2024 data (including Q4) will occur after the audit of the automatic analyzers, which has been scheduled for March 2025. The next quarterly report will include the ratified air quality data for 2024.

The graphs below show the levels of nitrogen dioxide, PM10 and PM2.5 (three air pollutants) over the last 5 years at LCY compared to the objective levels published in the UK Air Quality Strategy.

The PM10 and PM2.5 monitor was installed at the end of 2018 at KGV Dockside. This monitoring station replaced the PM10 monitor at CAH at the end of Q3 2020. The NOx monitor at CAH was relocated to KGV in May 2022.

The data shows that the levels of these pollutants are below the objective levels, indicating that air quality at LCY is acceptable.





* Data for 2024 will be ratified in Q1 2025 and is therefore not directly comparable. The figures for 2024 include data for Q1, Q2 and Q3 data only

The table below details LCY's air quality performance during Q3 2024. The period mean concentrations of nitrogen dioxide, PM10 and PM2.5 are below the objective levels published in the UK Air Quality Strategy, indicating that air quality at LCY is acceptable.

		Objective Level	Q3 2024 Performance
NO ₂	Period Mean (µg/m ³)	40	KGV: 12.4 ND: 11.4
	No. 1-Hour Mean > 200 µg/m ³	18 (annually)	KGV: 0 ND: 0
PM10	Period Mean (µg/m ³)	40	KGV: 12.2
	No. 24-Hour Means >50 µg/m ³	35 (annually)	KGV: 0
PM2.5	Period Mean (µg/m ³)	25	KGV: 7.1

Other environmental updates

1.9 Airspace Modernisation

In October, the CAA launched its consultation on Airspace Modernisation which is centred on the creation of the UK Airspace Design Service (UKADS) to streamline and coordinate airspace change proposals (ACPs) around the London area. Feedback on responses and timeline for next steps are yet to be provided.

1.10 Other environmental updates

LCY continue to implement improvement measures for material and waste management across the campus. Online survey launched in December to update on waste generation and segregation practices for all concessions ahead of the Simpler Recycling legislation.

Biodiversity Fund contribution of £25k were allocated to Thames21 to complete weir removal and habitat enhancement on the River Roding, and One Newham for community gardening events and planting in 19 open spaces across LBN. Additionally, Trees for Streets were awarded funds from S106 biodiversity contributions to plant trees in Q1 2025 in Newham.



2 Community

This report comprises key community updates covering the education, employability, community investment, and community engagement and volunteering since the last meeting of the committee.

2.1 Education

Women in Aviation Programme – The Women in Aviation programme has restarted and will see over 300 students from across East London learn about the aviation industry and take on a challenge to make the industry more sustainable. As part of the programme the students will meet senior women within London City Airport.

2.2 Community Engagement and Volunteering

Volunteering- Staff at the airport, have volunteered their time helping with educational visits. Children from Frank Barnes School for Deaf Children, visited the airport and received an interactive demonstration and talk through an interpreter.

Community Fund – the community fund is open for organisations to apply for grants up to £3000. The previous round of awardees has been notified and a announcement will be made shortly.

Diversity of Thought programme- As part of the airports relationship with the University of East London (UEL). The airport attended a hackathon to pick students for its second internship programme which is part of the Diversity of Thought programme. The interns will have the opportunity to work closely with the airports sustainability team and help deliver STEM content across East London schools.



3 Planning

3.1 Planning Compliance

Annual Performance Report (APR)

LCY is currently preparing the 2024 APR, which will detail planning compliance for the year. This will be published in June in accordance with our S106 obligations with Newham Council.

Planning Applications

LCY has received approval for use of the existing Grey Shed at the site for storage and distribution use (Use Class B8), under planning application reference 24/02569/FUL.

Additionally, LCY also submitted and completed a Permitted Development notification in relation to provision of a Premium Car Park, for which the works are currently being implemented. This comprises a 'meanwhile use' of an area of the future terminal expansion footprint for economic purposes, whilst retaining the overall limit of 1,251 parking spaces assumed under the CADP consent.

Submissions

In January 2024, we also made the Annual Development Management contribution payment to Newham Council. This payment was for £75,086.17. Our total contributions to Newham Council for 2024 exceeded £1.4m.

In January 2025, submissions for two new aircraft types were made to Newham, pursuant to the London City Airport Aircraft Noise Categorisation Scheme. These aircraft comprised the Dassault Falcon 6X and the Beechcraft B360, which were acknowledged by Newham in February 2025.

3.2 Airport Transport Forum

The current LCY Travel Plan (LBN ref: 22/02830/AOD) was approved in March 2023, and we are in the process of implementing the various measures.

In Q4 of 2024, the passenger transport mode share was with the target mode share for 2025 remaining at 75%. This was slightly lower than the 77% passenger mode share reported in Q3 but remains significantly

above the 2023 passenger mode share of 69%. We will continue to monitor as results come out for the remaining quarters of the year.

We recently concluded the 2024 annual staff travel survey, which was open from 11 October to 13 November. We received a total of 463 responses from across the various employers at the airport.

In 2024, the staff travel survey results indicated that 51% of staff drove to work alone, against a target of 48% of staff driving alone to work by 2025. This is an improvement of 2% from the 2023 result and shows continued progression towards our target.

LCY continues to be involved in discussions with TfL in relation to transport services within the Royal Docks, including the rollout of new DLR trains, and the 129 bus extension which is due to align with the opening of the Silvertown Tunnel in April of this year.

The Airport Transport Forum continues to meet twice per year in accordance with the requirements of the Section 106 agreement. The Airport Transport Forum met in November 2024, with the next meeting scheduled for June 2025.

The LCY Airport Surface Access Strategy and LCY Travel Plan will both be reviewed and updated later in 2025, and LCY will submit these strategies to LBN for approval at the requisite time.