

# Airport Reports

London City Airport Consultative Committee  
5th December 2024

**LONDON**

**CITY  
AIRPORT**

5th December 2024



# Contents

<b>1</b>	<b>Airspace and Environment.....</b>	<b>3</b>
1.1	Aircraft Information .....	3
1.2	Runway Utilisation.....	4
1.3	Noise and Track Keeping System Performance.....	4
1.4	Quota count .....	5
1.5	Incentives and Penalties Scheme .....	5
1.6	Aircraft complaints & enquiries.....	6
1.7	Sound Insulation Scheme .....	7
1.8	Air Quality.....	8

	<b>Other environmental updates.....</b>	<b>9</b>
1.9	Airspace Modernisation .....	9
1.10	Other environmental updates .....	10
<b>2</b>	<b>Community.....</b>	<b>11</b>
2.1	Education .....	11
2.2	Community Engagement and Volunteering .....	11
<b>3</b>	<b>Planning .....</b>	<b>12</b>
3.1	Planning Compliance.....	12
3.2	Airport Transport Forum .....	12



# 1 Airspace and Environment

The purpose of this report is to detail environmental performance. This is shared with the LBN, the Consultative Committee and the local community.

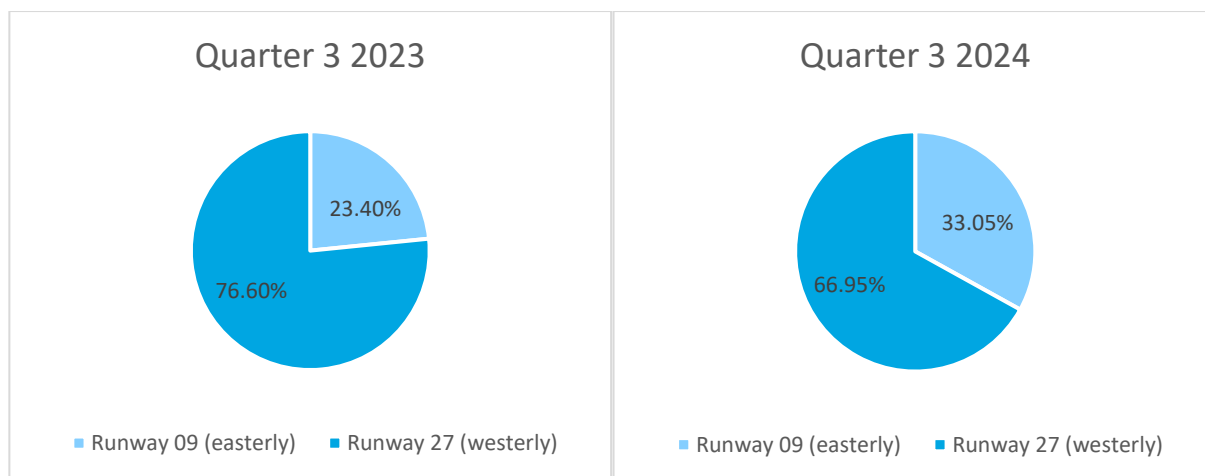
This report covers the period 1<sup>st</sup> July– 30<sup>th</sup> September 2024.

## 1.1 Aircraft Information

Key Stats Dashboard		July	August	September	Q3 Total
Passengers	2023	303,273	301,953	295,568	900,794
	2024	329,053	311,516	325,014	965,583
	Variance	↑	↑	↑	↑
Aircraft Scheduled Movements	2023	4,165	4,130	4,370	12,665
	2024	4,227	3,953	4,344	12,524
	Variance	↑	↓	↓	↓

## 1.2 Runway Utilisation

---



The use of either end of the runway for departures and arrivals is based on wind direction as aircraft must take off into the wind. Wind direction therefore affects the flight paths of aircraft when arriving and departing from an airport, as each runway end has its own designated routes.

## 1.3 Noise and Track Keeping System Performance

---

During this quarterly period all Noise Monitors (NMT's) were fully operational and data received on all days.

NMT	Calibration	Data
1	OK	Data received on all days
2	OK	Data received on all days
3	OK	Data received on all days
4	OK	Data received on all days
5	OK	Data received on all days
6	OK	Data received on all days

## 1.4 Quota count

---

LCY operates a quota count system, whereby aircrafts are banded in 1 dB categories based on their noise certification (adjusted for the 5.5° approach angle), with louder aircraft allocated a higher quota count. The quota budget is 22,000 per calendar year and 742.5 in any one week.

The airport has operated within its quota budget of 742.5 per week for every week during this period.

The airport has also operated within its quota budget of 22,000 for the last 12 months. **In Q3 2024 the rolling 12 months QC total<sup>1</sup> is 9,581.**

Period	Quota Count Total <sup>1</sup>
Jul – Sep 2023	2,462
Oct – Dec 2023	2,480
Jan – Mar 2024	2,284
Apr – Jun 2024	2,456
<b>Jul – Sep 2024</b>	<b>2,361</b>

<sup>1</sup> QC totals are rounded to nearest whole number. Rolling totals are the sum of unrounded values and therefore may differ slightly from the sum of the relevant quarters.

## 1.5 Incentives and Penalties Scheme

---

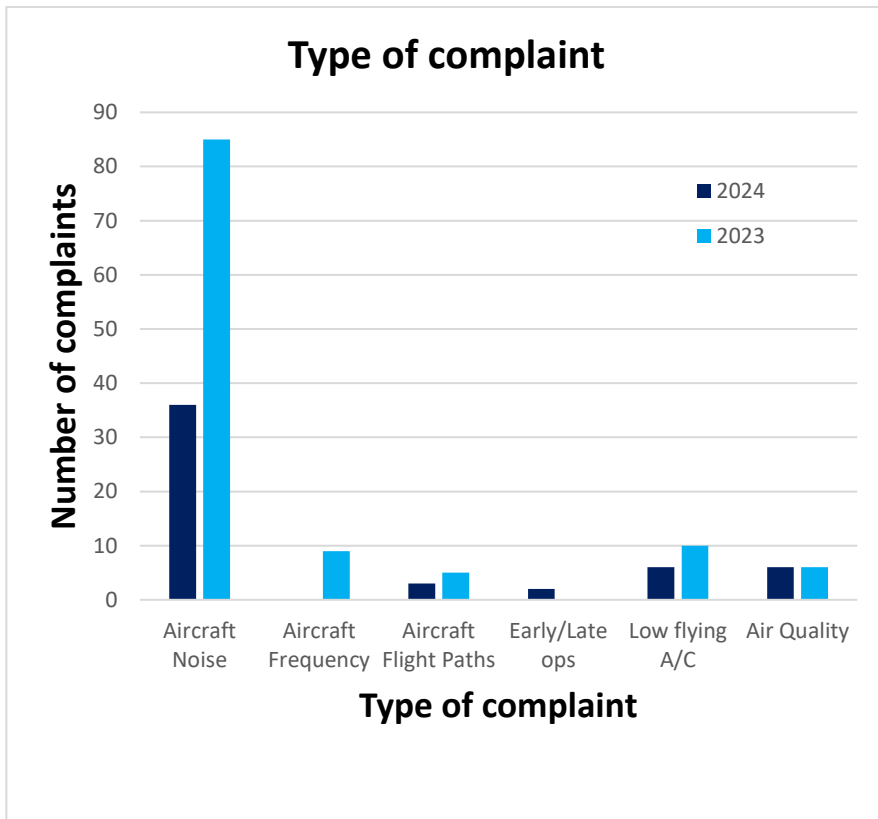
An incentives and penalties scheme came into full effect on 1st November 2018. The purpose of this scheme is to incentivise aircraft to be flown in a quieter manner by rewarding improved performance and penalising poor performance. Below are the monthly penalties, credit removals and credit awards during Q3 2024.

MONTH	Fixed Penalty	Fixed Penalties (total Value)	Credit Removal	Credit Awards
July	0	0	1	189
August	0	0	0	153
September	0	0	1	225
<b>Total</b>	<b>0</b>	<b>0</b>	<b>2</b>	<b>567</b>

## 1.6 Aircraft complaints & enquiries

In Q3 2024, LCY received a total of 63 correspondences, including 57 complaints related to LCY operations, 6 which were unrelated to LCY operations. This represents a 50.43% decrease in complaints compared to the 115 received in Q3 2023.

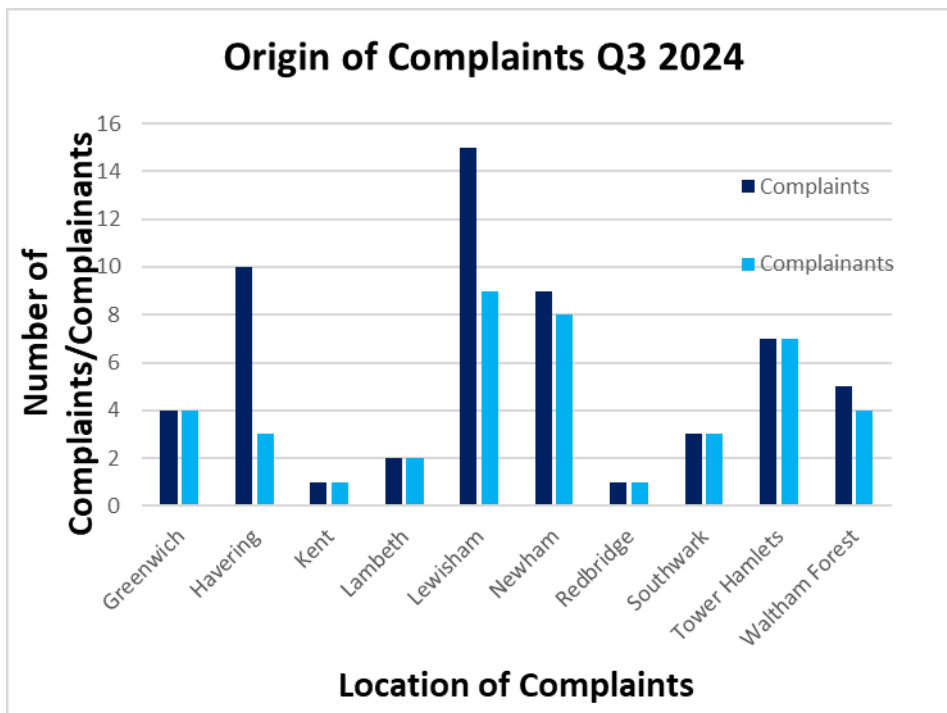
Notably, in Q3 2023, 41 of the complaints came from a single repeat complainant from Newham and a further 24 complaints from another repeat complainant from Lewisham. In Q3 2024 the number of complaints from repeat complaints is much lower at only 10 complaints from 3 repeat complainants.



The monthly breakdown of total complaints and events generating a complaint relating to London City Airport is as follows:

July 2024	16 complaints
August 2024	21 complaints
September 2024	20 complaints

The chart below shows the breakdown of complaints related to the number of complainants and from which boroughs these were received for Q3 2024.



## 1.7 Sound Insulation Scheme

Tier	Explanation	2022 APR	2023 APR
Re-inspections	Properties become eligible for re-inspection when 10 years or more have passed since they were treated.	Of 474 properties: <ul style="list-style-type: none"> <li>63 installs</li> <li>97 surveyed</li> </ul>	Of 631 properties: <ul style="list-style-type: none"> <li>2 installs</li> <li>17 surveyed</li> <li>2 refused</li> </ul>

2023 APR was published at the end of June 2024. 628 residential properties and 3 public buildings are due for reinspection. No newly eligible properties have entered the scheme due to the noise contours not expanding. The reinspection letters for the 2023 APR were sent on 28th August and follow up letters will be sent in early December. Up to Q3, approximately 88 properties have expressed interest, with 17 surveys and 2 installations already completed from the 2023 APR.

2022 APR was published at the end of June 2023. 472 residential properties and 2 public buildings are due for reinspection. Up to Q3 for the 2022 APR, approximately 123 properties have expressed interest, with 97 surveys and 63 installations completed.

Overall, this resulted, a 13% take-up rate in the 2022 APR and currently 0.3% take-up rate in the 2023 APR. The SIS Verification for APR 2022 has been scheduled for the month of November.

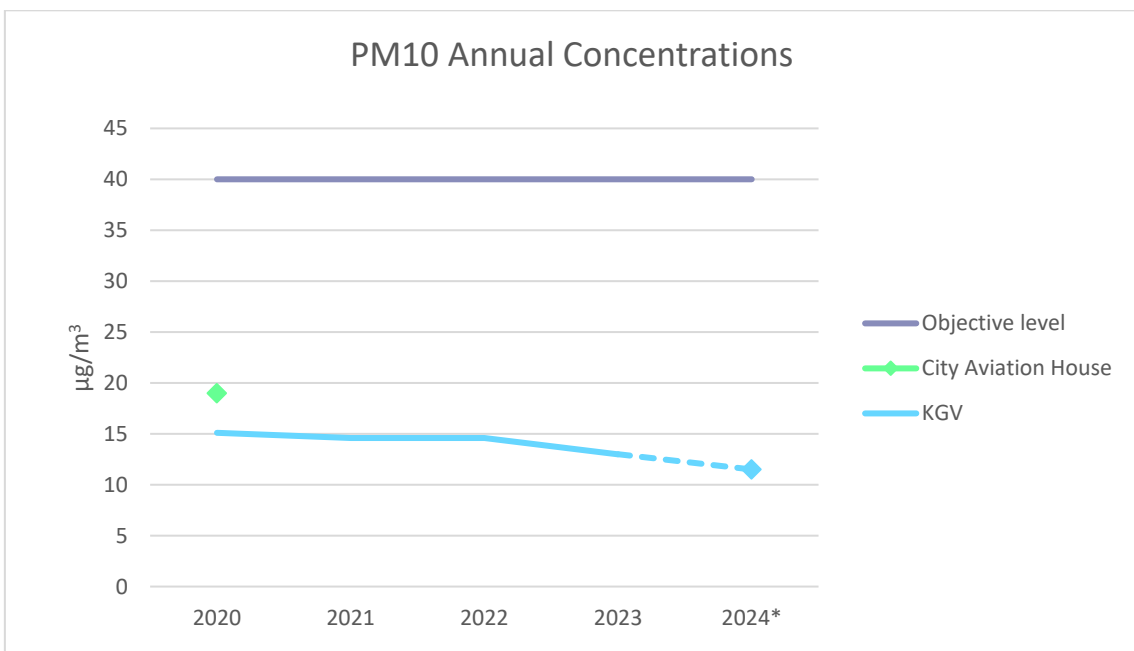
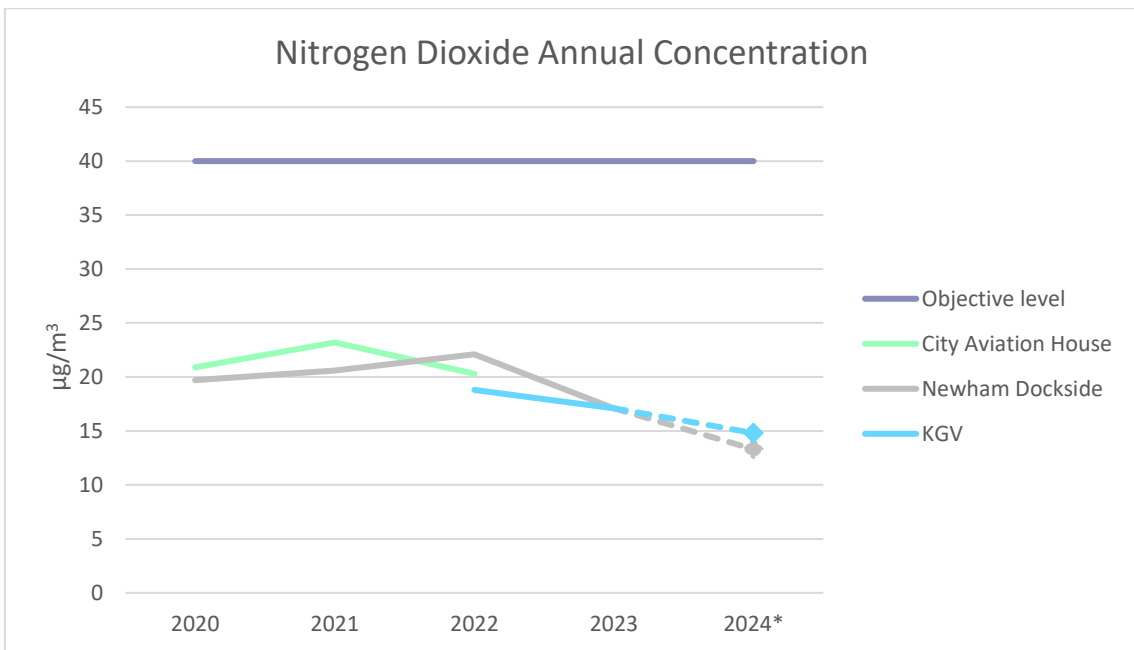
LCY needs to advertise SIS in local newspapers which are in circulation within the area bounded by the 57dB contour. LCY advertised SIS in September in the Newham Recorder, Docklands & East London Advertiser, and Greenwich Weekender (Greenwich Info is no longer in circulation).

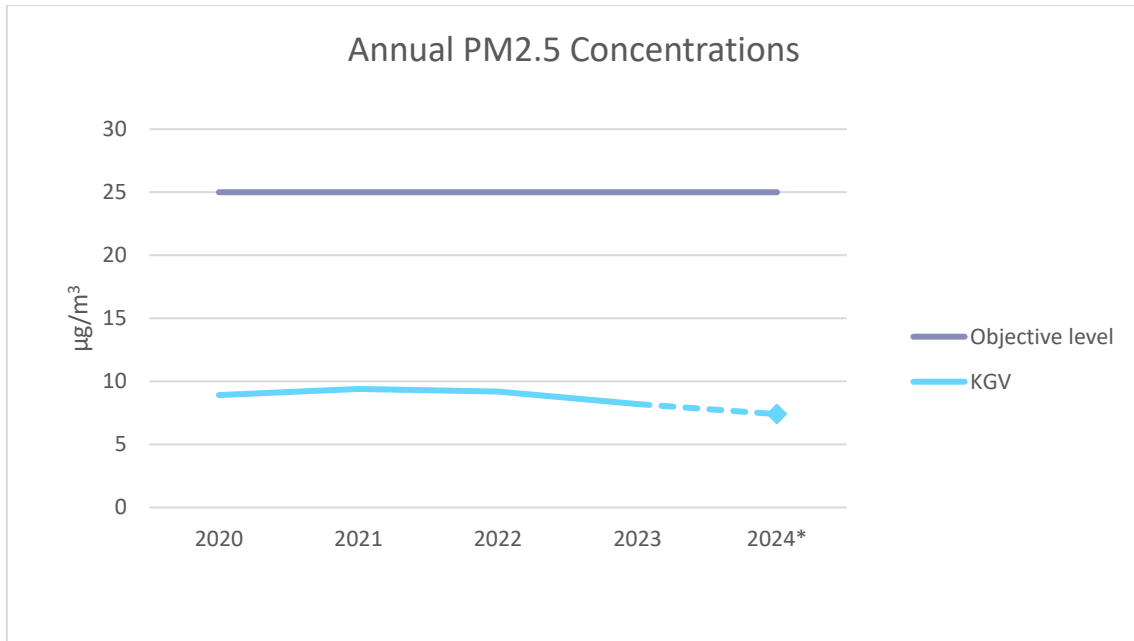
## 1.8 Air Quality

The graphs below show the levels of nitrogen dioxide, PM10 and PM2.5 (three air pollutants) over the last 5 years at LCY compared to the objective levels published in the UK Air Quality Strategy.

The PM10 and PM2.5 monitor was installed at the end of 2018 at KGV Dockside. This monitoring station replaced the PM10 monitor at CAH at the end of Q3 2020. The NOx monitor at CAH was relocated to KGV in May 2022.

The data shows that the levels of these pollutants are below the objective levels, indicating that air quality at LCY is acceptable.





\* Data for 2024 will be ratified in Q1 2025 and is therefore not directly comparable. The figures for 2024 include data up until Q3 2024.

The table below details LCY's air quality performance during Q3 2024. The period mean concentrations of nitrogen dioxide, PM10 and PM2.5 are below the objective levels published in the UK Air Quality Strategy, indicating that air quality at LCY is acceptable.

		Objective Level	Q3 2024 Performance
NO <sub>2</sub>	Period Mean (µg/m <sup>3</sup> )	40	KGV: 12.4 ND: 11.4
	No. 1-Hour Mean > 200 µg/m <sup>3</sup>	18 (annually)	KGV: 0 ND: 0
PM10	Period Mean (µg/m <sup>3</sup> )	40	KGV: 12.2
	No. 24-Hour Means >50 µg/m <sup>3</sup>	35 (annually)	KGV: 0
PM2.5	Period Mean (µg/m <sup>3</sup> )	25	KGV: 7.1

## Other environmental updates

### 1.9 Airspace Modernisation

CAA Consultation on Airspace modernisation for the proposed UK Airspace Design Service is currently ongoing with responses to be provided by 17<sup>th</sup> December.

## 1.10 Other environmental updates

---

The waste compactor was installed airside near Stand 28 in June and became operational in August. Since its implementation, LCY transitioned from daily to weekly airside waste collections.

The resizing works by the CAH Waste Compound have been finished in August.

The LCY sustainability report was published in August.

The Noise Action Plan (NAP) was submitted to DEFRA on 15<sup>th</sup> September 2023. On 10<sup>th</sup> April 2024 LCY has received a confirmation from Defra that the NAP meets the requirements. They've notified LCY in October 2024 that the NAP has been formally adopted. LCY has published the NAP on its website.

Following the successful ISO recertification audit in July 2024, LCY's ISO 14001 (Environmental Management System) and ISO 9001 (Quality Management System) certificate has been renewed for the next three years.



## 2 Community

This report comprises key community updates covering the education, employability, community investment, and community engagement and volunteering since the last meeting of the committee.

### 2.1 Education

---

**STEM in Aviation Programme** – Over 500 students from east London schools participated in the airports annual STEM in Aviation Day. The theme for the event was the 'Future of Flight' focusing on how new technologies and innovations can deliver future solutions for the aviation sector and help reduce carbon emissions.

**Work Experience**- The airport hosted 10 students for work experience. Students were given an insight into different departments within the airport.

**Charlton Athletic Community Trust:** We hosted a group of local teenagers with SEND (special educational needs and disabilities) for an airside tour of London City Airport.

### 2.2 Community Engagement and Volunteering

---

**ELBA Toy Appeal:** Members of staff volunteered to support ELBA annual Toy Appeal.

### 2.3 Community Investment & Supply Chain

---

**Community Fund** – the latest round of the community fund is now open for applications.

**Newham Chambers Business Awards-** London City Airport sponsored the Newham Chambers business awards. The airport sponsored the staff training and development category.



## 3 Planning

### 3.1 Planning Compliance

---

#### **Annual Performance Report (APR)**

The APR for 2023, which details the airport's compliance against the CADP1 planning permission and associated S106 agreement was reported to the LBN Strategic Development Committee on 19 November 2024.

We will shortly commence on the 2024 APR drafting process.

#### **Submissions**

In accordance with Condition 55 of the CADP1 planning permission, a review of the Ground Noise Strategy was submitted to LBN in August of 2024 (planning reference: 24/01848/AOD). This strategy was approved by LBN on 7 October 2024.

Regular reporting also continued in Q3, including in relation to noise and air quality.

In October of 2024, LCY also made payments to LBN for the Education, Employment and Environmental Health Monitoring contributions, which had the combined value of £1,201,466.07.

### 3.2 Airport Transport Forum

---

The current LCY Travel Plan (LBN ref: 22/02830/AOD) was approved in March 2023, and we are in the process of implementing the various measures.

In Q2 of 2024, the passenger transport mode share was 77%, with the target mode share for 2025 remaining at 75%. This was slightly lower than the 79% passenger mode share reported in Q1, but remains significantly above the 2023 passenger mode share of 69%. We will continue to monitor as results come out for the remaining quarters of the year.

We recently concluded the 2024 annual staff travel survey, which was open from 11 October to 13 November. We received a total of 463 responses, and we are currently compiling the results to report in the 2024 APR.

In 2023, the staff travel survey results indicated that 53% of staff drove to work alone, against a target of 48% of staff driving alone to work by 2025.

Recent initiatives pursued to promote increased use of sustainable transport include:

- Update of two screens in the international arrivals hall to provide new information in relation to DLR and Elizabeth Line connectivity.
- Work with TfL to provide additional wayfinding from the Elizabeth Line to the airport, including announcements on trains, as well as station signage updates.

LCY also continues to be involved in discussions with TfL in relation to transport services within the Royal Docks, including in relation to the rollout of new DLR trains and the extension of the 129 bus service following completion of the Silvertown Tunnel.

The Airport Transport Forum continues to meet twice per year in accordance with the requirements of the Section 106 agreement. The Airport Transport Forum met in November 2024, with the next meeting scheduled for June 2025.

The LCY Airport Surface Access Strategy and LCY Travel Plan will both be reviewed and updated in 2025, and LCY will submit these strategies to LBN for approval at the requisite time.