

Airport Reports

London City Airport Consultative Committee
5th September 2024

LONDON

**CITY
AIRPORT**

5th September 2024



Contents

1	Airspace and Environment.....	3
1.1	Aircraft Information.....	3
1.2	Runway Utilisation.....	4
1.3	Noise and Track Keeping System Performance.	4
1.4	Quota count.....	5
1.5	Incentives and Penalties Scheme	5
1.6	Aircraft complaints & enquiries.....	6
1.7	Sound Insulation Scheme.....	7
1.8	Air Quality.....	8

	Other environmental updates	10
1.9	Airspace Modernisation	10
1.10	Other environmental updates.....	10
2	Community.....	11
2.1	Education	11
2.2	Community Engagement and Volunteering....	11
3	Planning.....	12
3.1	Planning Compliance	12
3.2	Airport Transport Forum.....	13



1 Airspace and Environment

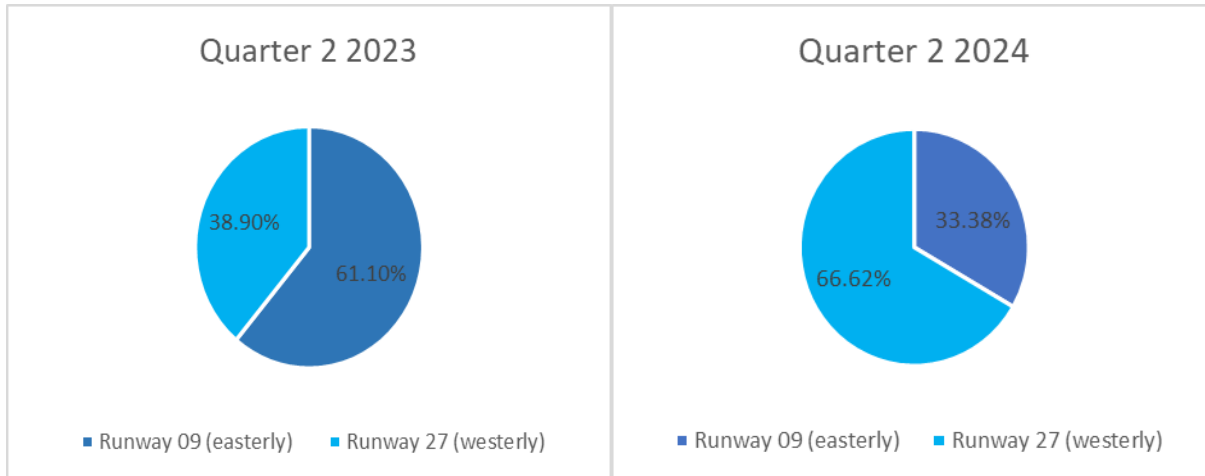
The purpose of this report is to detail environmental performance. This is shared with the LBN, the Consultative Committee and the local community.

This report covers the period 1st April – 30th June 2024.

1.1 Aircraft Information

Key Stats Dashboard		April	May	June	Q2 Total
Passengers	2023	285,625	307,665	324,160	917,450
	2024	291,402	319,841	320,983	932,226
	Variance	↑	↑	↓	↑
Aircraft Scheduled Movements	2023	4,263	4,737	4,571	13,571
	2024	4,332	4,590	4,298	13,220
	Variance	↑	↓	↓	↓

1.2 Runway Utilisation



The use of either end of the runway for departures and arrivals is based on wind direction as aircraft must take off into the wind. Wind direction therefore affects the flight paths of aircraft when arriving and departing from an airport, as each runway end has its own designated routes.

1.3 Noise and Track Keeping System Performance

- NMT 1 was temporarily offline from approximately 11:50 am on 9th April due to a meter and microphone issue on the monitor. However, it successfully resumed operation around 12:10 pm on 18th April.
- A new Airport Noise Monitoring System (ANOMS) was installed on the week commencing 6th May, which included all of the NMTs being changed, and their replacements calibrated hence why we had some minor data gaps for this quarter as reported below.

NMT	Calibration	Data
1	OK	Data received on all days except 10 th to 17 th April and 7 th May
2	OK	Data received on all days except 7 th and 8 th May
3	OK	Data received on all days except 7 th May
4	OK	Data received on all days except 7 th May
5	OK	Data received on all days
6	OK	Data received on all days except 7 th and 8 th May

1.4 Quota count

LCY operates a quota count system, whereby aircrafts are banded in 1 dB categories based on their noise certification (adjusted for the 5.5o approach angle), with louder aircraft allocated a higher quota count. The quota budget is 22,000 per calendar year and 742.5 in any one week.

The airport has operated within its quota budget of 742.5 per week for every week during this period.

The airport has also operated within its quota budget of 22,000 for the last 12 months. In Q2 2024 the rolling 12 months QC total¹ is 9,682.

Period	Quota Count Total ¹
Apr – Jun 2023	2,619
Jul – Sep 2023	2,462
Oct – Dec 2023	2,480
Jan – Mar 2024	2,284
Apr – Jun 2024	2,456

¹ QC totals are rounded to nearest whole number. Rolling totals are sum of unrounded values and therefore may differ slightly from the sum of the relevant quarters.

1.5 Incentives and Penalties Scheme

An incentives and penalties scheme came into full effect on 1st November 2018. The purpose of this scheme is to incentivise aircraft to be flown in a quieter manner by rewarding improved performance and penalising poor performance. Below are the monthly penalties, credit removals and credit awards during Q2 2024.

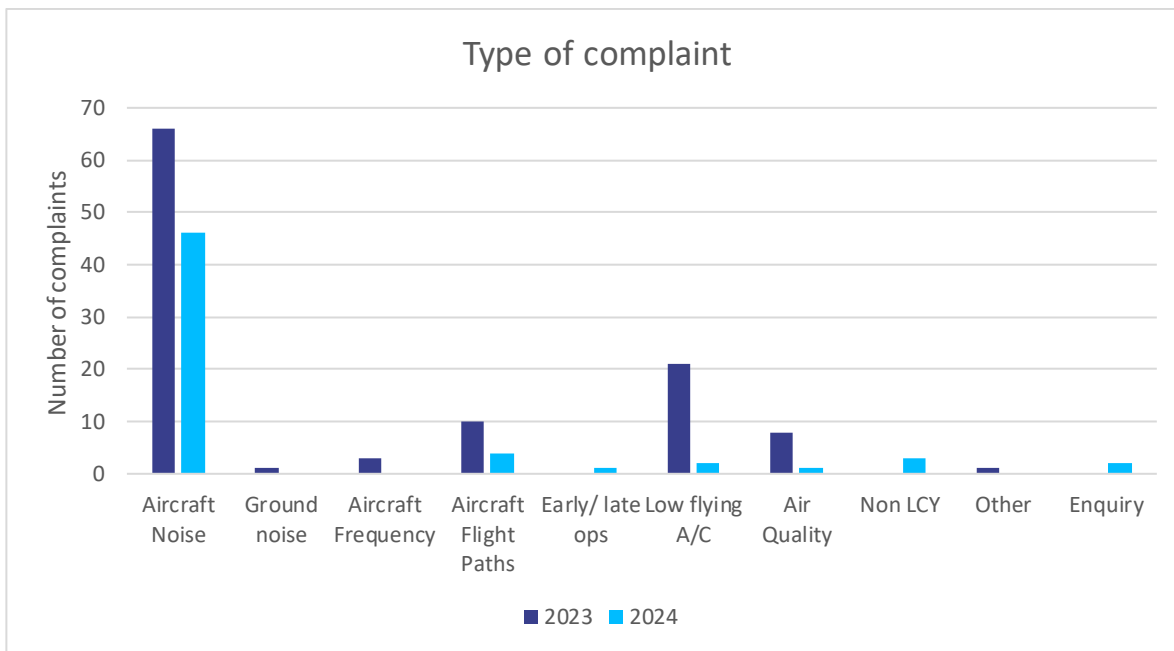
MONTH	Fixed Penalty	Fixed Penalties (total Value)	Credit Removal	Credit Awards
April	0	0	0	194
May	0	0	3	169
June	0	0	2	156
Total	0	0	5	519

1.6 Aircraft complaints & enquiries

In Q2 2024, LCY received a total of 59 correspondences, including 54 complaints related to LCY operations, 2 inquiries, and 3 which were unrelated to LCY operations. This represents a 50.9% decrease in complaints compared to the 110 received in Q2 2023.

Notably, in Q2 2023, 42 of the complaints came from a single repeat complainant from Lewisham, likely due to the higher usage of runway 09 (easterly operations), which accounted for 61.1% of activity that quarter, compared to 33.38% in Q2 2024.

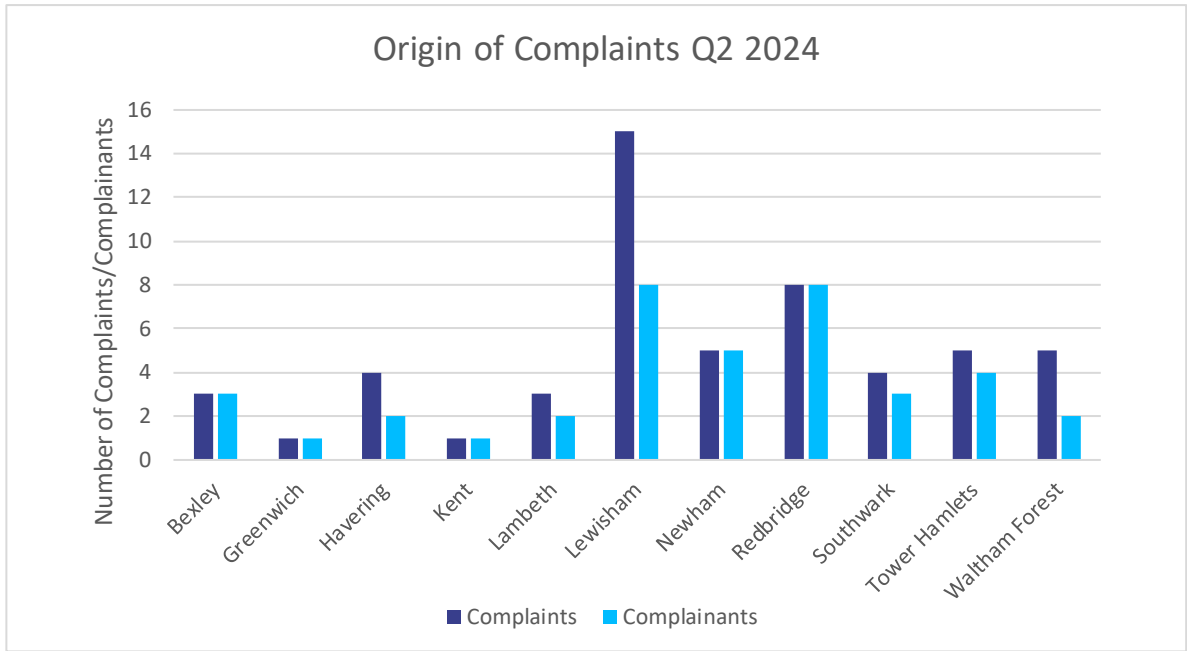
Additionally, 28 more complaints in Q2 2023 came from two other repeat complainants, meaning that 64% of complaints that period were from just three individuals, compared to 24% from three individuals in Q2 2024.



The monthly breakdown of total complaints and events generating a complaint relating to London City Airport is as follows:

April 2024	15 complaints
May 2024	20 complaints
June 2024	19 complaints

The chart below shows the breakdown of complaints related to the number of complainants and from which boroughs these were received for Q2 2024.



1.7 Sound Insulation Scheme

Tier	Explanation	2021 APR	2022 APR
Re-inspections	Properties become eligible for re-inspection when 10 years or more have passed since they were treated.	Of 45 properties: <ul style="list-style-type: none"> • 8 installs • 11 surveyed • 1 refused 	Of 474 properties: <ul style="list-style-type: none"> • 58 installs • 92 surveyed

2023 APR was published at the end of June 2024. 628 residential properties and 3 public buildings are due for reinspection. No newly eligible properties have entered the scheme due to the noise contours not expanding. The reinspection letters in regards of the 2023 APR are currently in preparation and they will be sent at the end of August 2024, with follow up letters at the beginning of December 2024.

2022 APR was published end of June 2023. 472 residential properties and 2 public buildings are due for reinspection. LCY has sent out the reinspection letters in regards of the APR 2022 on 23rd August 2023 and on 6th December 2023. To date, 121 properties have expressed interest, with 92 surveys and 58 installations already completed.

2021 APR: 45 properties have become eligible for reinspection, 11 properties were surveyed, and 8 installations were completed, while 1 property declined treatment.

Overall, this resulted in an 18% take-up rate in the 2021 APR and a 12% take-up rate in the 2022 APR. The SIS Verification for APR 2021 has been completed, obligations are fulfilled for this APR year.

Installation in the LBTH Listed Buildings had started in November 2023 and works are now completed. Approval from the Planning Authority of the submitted amendments was received on 17th May 2024, and

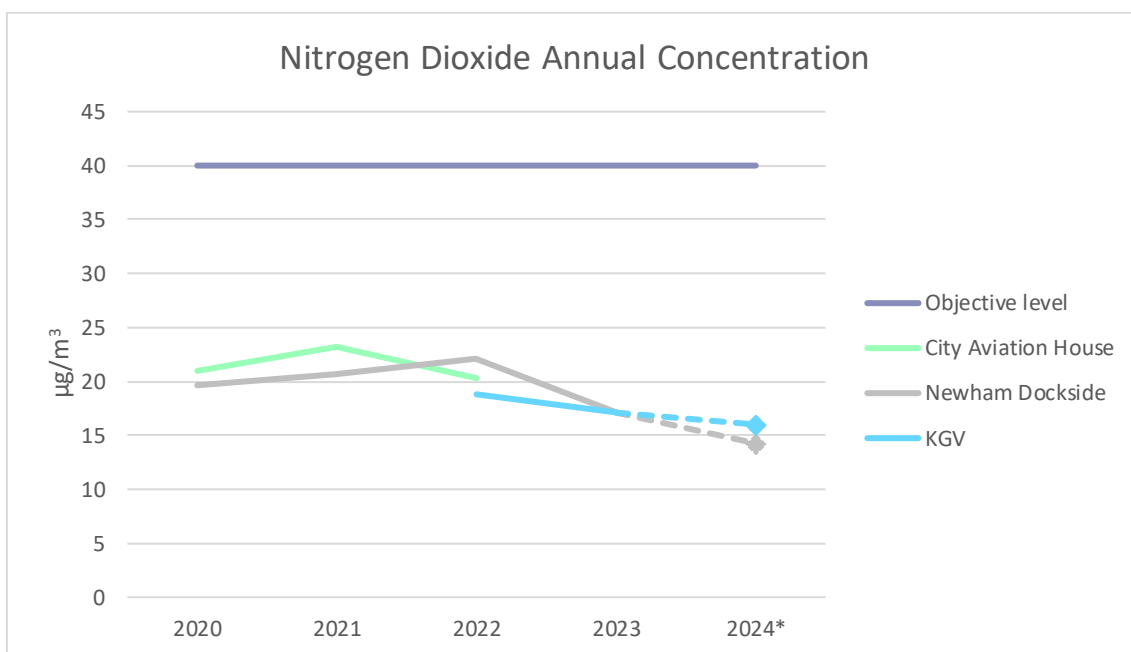
the works were fully completed in June 2024, including the final installation of vents and the removal of scaffolding.

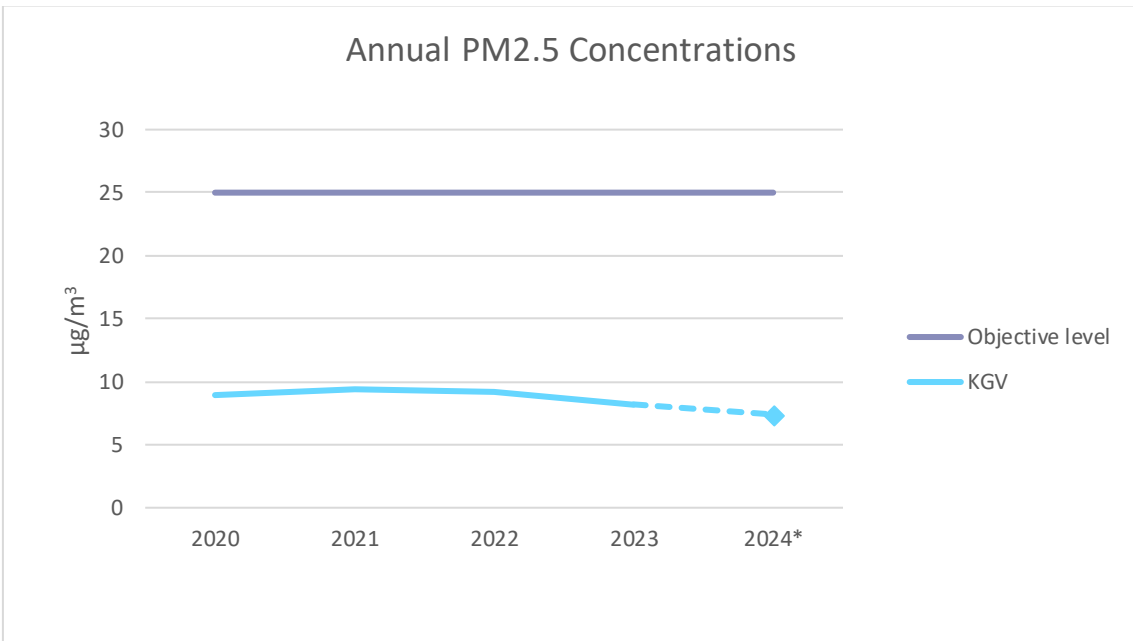
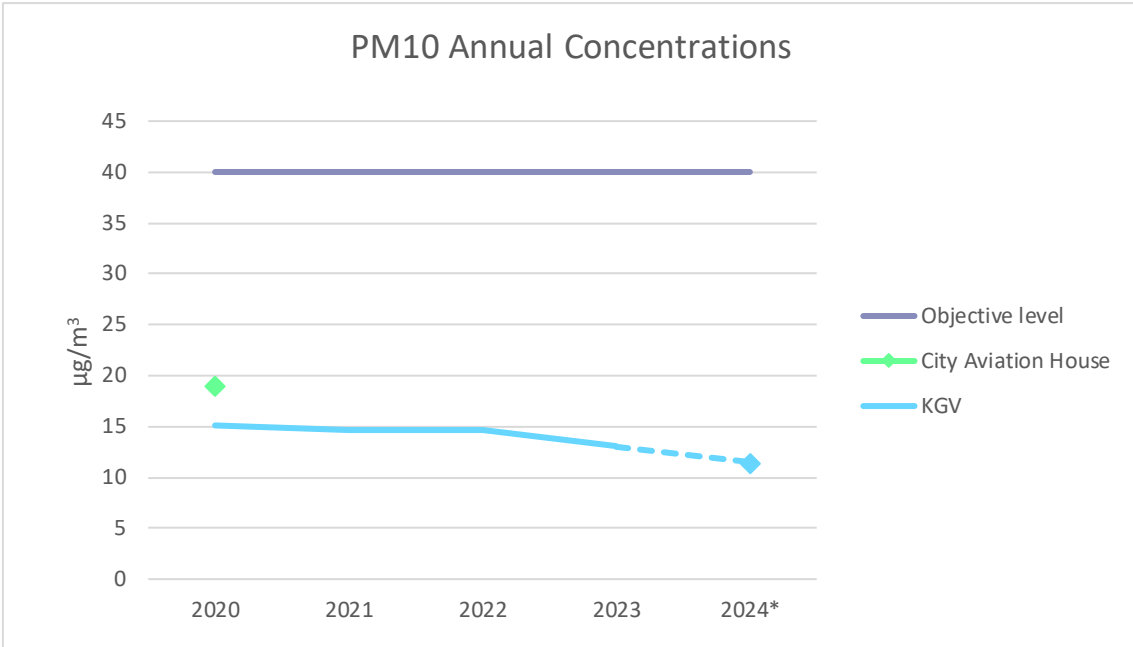
1.8 Air Quality

The graphs below show the levels of nitrogen dioxide, PM10 and PM2.5 (three air pollutants) over the last 5 years at LCY compared to the objective levels published in the UK Air Quality Strategy.

The PM10 and PM2.5 monitor was installed at the end of 2018 at KGV Dockside. This monitoring station replaced the PM10 monitor at CAH at the end of Q3 2020. The NOx monitor at CAH was relocated to KGV in May 2022.

The data shows that the levels of these pollutants are below the objective levels, indicating that air quality at LCY is acceptable.





** Data for 2024 will be ratified in Q1 2025 and is therefore not directly comparable. The figures for 2024 include data up until Q2 2024.

The table below details LCY's air quality performance during Q2 2024. The period mean concentrations of nitrogen dioxide, PM10 and PM2.5 are below the objective levels published in the UK Air Quality Strategy, indicating that air quality at LCY is acceptable.

		Objective Level	Q2 2024 Performance
NO ₂	Period Mean (µg/m ³)	40	KGV: 12.3 ND: 11.5
	No. 1-Hour Mean > 200 µg/m ³	18 (annually)	KGV: 0 ND: 0
PM10	Period Mean (µg/m ³)	40	KGV: 11.3
	No. 24-Hour Means >50 µg/m ³	35 (annually)	KGV: 0
PM2.5	Period Mean (µg/m ³)	25	KGV: 7.1

Other environmental updates

1.9 Airspace Modernisation

Continuous engagement with ACOG and the other sponsors is ongoing as needed. The Airspace Modernisation Programme is still awaiting presentation to the new government. Consultation on the Single Design Entity is now planned for September/October this year.

1.10 Other environmental updates

The waste compactor was installed airside by Stand 28 in June. Once the training material is prepared and the operators are trained, the compactor will become operational. At that point, LCY will transition from daily to possibly weekly airside collections.

The Noise Action Plan (NAP) was submitted to DEFRA on 15th September. On 10th April LCY has received a confirmation from Defra that the NAP meets the requirements. They'll notify LCY once it's been formally adopted.

The noise and flight track-keeping (NTK) system tender (including the provision of the noise monitors and the noise and track-keeping software with separate internal and public-facing platforms) was awarded to Envirosuite. The dismantling of the Topsonic system and the installation of the new Envirosuite noise monitors were completed during the w/c 7th May. The system is now fully operational. LCY held session during the last LCYCC committee meeting where Envirosuite showcased the key features of WebTrak, the public facing platform.

Following the successful ISO recertification audit in July 2024, LCY's ISO 14001 (Environmental Management System) and ISO 9001 (Quality Management System) certificate has been renewed for the next three years.



2 Community

This report comprises key community updates covering the education, employability, community investment, and community engagement and volunteering since the last meeting of the committee.

2.1 Education

STEM in Aviation Programme – The annual STEM in Aviation Programme will be taking place in November 2024.

Work Experience- The airport hosted 10 students for work experience. Students were given an insight into different departments within the airport.

2.2 Community Engagement and Volunteering

NASSA Long Standing Partner Award- Newham All Star Sports Academy (NASSA) awarded the airport a long-standing partner award.

2.3 Community Investment & Supply Chain

Meet the buyer event- London City Airport will be hosting its fifth annual 'East London Meet the Buyer Event'. There will be around 24 buyer and 150 suppliers at the event

Community Fund – the latest round of the community fund has now closed. Awardees will be soon announced.

Newham Chambers Business Conference- London City Airport sponsored the Newham Chambers of Commerce second annual business conference. The theme for the conference was 'Culture, Commerce and Community'. The conference was an opportunity for SMEs to hear from business leaders on actionable business tips.



3 Planning

3.1 Planning Compliance

CADP S73 Application

On 19 August 2024, the Government approved London City Airport's Section 73 application, which sought to increase its annual passenger cap from 6.5 million 9 million passengers, as well as to fly three extra flights in the first half hour of operations during the week.

The Airport's proposal to extend our Saturday afternoon operating hours from 12:30pm to 6:30pm was not accepted by the Secretaries of State.

London City's planning application included no increase in the permitted number of annual flights or infrastructure. It also included a UK airport first; a commitment that only cleaner, quieter, next generation aircraft would be allowed to fly in any extended operating periods.

Annual Performance Report (APR)

The APR for 2023, which details the airport's compliance against the CADP1 planning permission and associated S106 agreement has been published. The APR is available on airport website and the LCYCC website. This is the seventh year that the airport has reported full compliance against the relevant planning requirements and obligations with Newham Council.

Recent Submissions

In addition to the APR, regular reporting continued in Q2, including in relation to noise and air quality.

In July 2024, the airport also made the Annual Monitoring Payment to Newham Council.

3.2 Airport Transport Forum

The current LCY Travel Plan (LBN ref: 22/02830/AOD) was approved in March 2023, and we are in the process of implementing the various measures.

In Q2 of 2024, a preliminary transport mode share was 74%, with the target mode share for 2025 remaining at 75%. We will continue to monitor as results come out for the remaining quarters of the year.

In October of 2024 we will undertake the annual staff travel survey. In 2023, the staff travel survey results indicated that 53% of staff drove to work alone, against a target of 48% of staff driving alone to work by 2025.

Recent initiatives pursued to promote increased use of sustainable transport include:

- Installation of live transport departure screens at City Aviation House, to provide live information on the status of services near the airport, including bus and rail. We are currently collating feedback on this and intend to roll this initiative out to other parts of the site following.
- Continued work with TfL to improve wayfinding in the terminal to the DLR, including new information in the Arrivals Hall.
- Work with TfL to provide additional wayfinding from the Elizabeth Line to the airport, including announcements on trains, as well as station signage updates.

LCY also continues to be involved in discussions with TfL in relation to transport services within the Royal Docks, including in relation to the rollout of new DLR trains, which is anticipated towards the end of the year.

The Airport Transport Forum continues to meet twice per year in accordance with the requirements of the Section 106 agreement. The next meeting of the Airport Transport Forum will be in November 2024.