

Signature Collection Training

WARREN
FOR SENATE

Agenda

- Why is this important?
- Materials
- Rules/Regulations
- How to collect
- Support

Why Collect Signatures?

- **Elizabeth must get 10,000 signatures** to get on the ballot—**we need your help** to do that!
- The most important thing you can do right now.
- **There are lots of rules around the process** – make sure you know them before collecting!
- We'll be ready to support you at every step

Required Materials

- Nomination Papers
- Clipboard
- Pen
- Our script & rules document
- Friends/family to collect with!

Nomination Papers

WARREN
FOR SENATE



The Commonwealth of Massachusetts
STATE PRIMARY
NOMINATION PAPER

DATE and TIME received by Board of Registrars

INSTRUCTIONS TO ALL CANDIDATES

All candidate information (gray areas) must be filled in on every nomination paper prior to circulation. Residence must include the candidate's street number and street name, and the city or town or some clearly identifiable reference to the city or town. Certified signatures on nomination papers without the required information cannot be counted.

Contact the Office of Campaigns and Political Finance (One Ashburton Place, Room 411, Boston, MA 02108, 617-979-8300) about campaign finance reporting requirements for state offices. Federal candidates contact the Federal Election Commission.

See the "Candidate's Guide" provided with this nomination paper for the number of signatures required or contact the Elections Division, Office of the Secretary of the Commonwealth.

DEADLINES FOR ALL OFFICES EXCEPT FEDERAL

Nomination papers must be submitted to the Board of Registrars of Voters or Election Commissioners for the certification of names by 5 p.m., April 30, 2024.

Nomination papers with certified names must be filed with the Secretary of the Commonwealth by 5 p.m., May 28, 2024.

DEADLINES FOR FEDERAL OFFICES

Nomination papers must be submitted to the Board of Registrars of Voters or Election Commissioners for the certification of names by 5 p.m., May 7, 2024.

Nomination papers with certified names must be filed with the Secretary of the Commonwealth by 5 p.m., June 4, 2024.

REQUIREMENTS

For the papers to be valid, a candidate must file the following with the Secretary of the Commonwealth, Elections Division, One Ashburton Place, Room 1795, Boston, MA 02108, 617-227-2828 or 1-800-462-6683, by the filing deadline:

- an enrollment certificate (see box to right) signed by at least three registrars and completed on at least ONE nomination paper; and
- the candidate's written acceptance (see opposite, above) on at least ONE paper; and
- for all candidates EXCEPT federal: a receipt from the State Ethics Commission (One Ashburton Place, Room 619, Boston, MA 02108, 617-371-9500) showing that the candidate has filed a statement of financial interest with them.

CANDIDATE'S STATEMENT OF PUBLIC OFFICE

A candidate may make a statement below, in not more than eight words, of public offices held by the candidate. See the "Candidate's Guide" for definition of "public office."

TYPE OR PRINT:

PARTY

NAME OF CANDIDATE

RESIDENCE

OFFICE

DISTRICT

I ACCEPT THE NOMINATION

written signature (sign on at least one nomination paper)

ENROLLMENT CERTIFICATE

We certify that _____

candidate's name

is a registered voter at _____

candidate's street address

and has been enrolled in the _____

Party from February 27, 2024 (for federal candidates from March 5, 2024) through the date of this certificate, or is a newly registered voter in that party; and that the candidate has not been enrolled in any other party during the year preceding the filing deadline.

At least three registrars' names must be signed or stamped below.

_____, 2024

Registrars of Voters or Election Commissioners of

city or town

CANDIDATE INFORMATION

SIGNER INFORMATION

INSTRUCTIONS TO SIGNERS

For your signature to be valid, you must be a registered voter in the city or town named below and your signature should be written substantially as registered. Sign only one nomination paper for each candidate.

If you are prevented by physical disability from writing, you may authorize some person to write your name and residence in your presence.

SIGNERS' STATEMENT

We are qualified voters of the commonwealth and of the district for which the nomination is made; we are either enrolled in the party whose nomination the candidate seeks or not enrolled in any party, and in accordance with the provisions of law, we make the above nomination to be voted for at the primary to be held on

Tuesday, September 3, 2024

CHECK	I. SIGNATURE to be made in person with name substantially as registered (except in case of physical disability as stated above)	II. NOW REGISTERED AT (street, number and apartment number, if any) (city or town will be the same as stated below)	WARD	PCT.
1				
2				
3				
4				

City or Town

ONLY REGISTERED VOTERS OF

MAY SIGN THIS SHEET.

ATTENTION VOTERS: Before signing, read signer information on other side.

ATTENTION REGISTRARS: Before certifying signatures, see instructions to registrars below.

CANDIDATE

CHECK	I. SIGNATURE to be made in person with name substantially as registered (except in case of physical disability as stated on other side)	II. NOW REGISTERED AT (street, number and apartment number, if any) (city or town will be the same as stated below)	WARD	PCT.
5				
6				
7				
8				
9				
10				
11				
12				
13				
14				
15				
16				
17				
18				
19				
20				
21				
22				
23				
24				

WARNING - criminal penalty for unlawfully signing, altering, defacing, mutilating, destroying or suppressing this petition: fine of up to \$1,000 or imprisonment for up to one year

INSTRUCTIONS TO REGISTRARS

- Time-stamp or write the date and time these papers are received.
- Inform the candidate if the district designation is incorrect and allow the candidate to correct it before certifying names.
- Fill in and sign the "Enrollment Certificate" on at least one of the candidate's papers if the candidate is registered in your community.
- Check that against the name of each qualified voter to be certified. For names not certified use the code at the right. Draw a line through any blank spaces not containing signatures.
- Each sheet must be certified by at least three registrars. A facsimile stamp is acceptable.

- N** - no such registered voter at that address, or address is illegible.
- S** - unable to identify signature as that of voter because of form of signature, or signature is illegible.
- D, R, I** - enrolled in another party.
- W** - wrong district or community.
- T** - already signed nomination papers for this candidate.

REGISTRAR INFORMATION

CERTIFICATION OF NAMES

We certify that _____
number of names (use numbers and words)

above signatories checked that are the names of qualified voters from this city or town as well as the district for which this nomination is made.

At least three registrars' names must be signed or stamped below.

Registrars of Voters or Election Commissioners of

city or town

City or Town

ONLY REGISTERED VOTERS OF

MAY SIGN THIS SHEET.



The Commonwealth of Massachusetts
**STATE PRIMARY
 NOMINATION PAPER**

DATE and TIME received by Board of Registrars

INSTRUCTIONS TO ALL CANDIDATES

All candidate information (gray areas) must be filled in on every nomination paper prior to circulation. Residence must include the candidate's street number and street name, and the city or town or some clearly identifiable reference to the city or town. Certified signatures on nomination papers without the required information cannot be counted.

Contact the Office of Campaign and Political Finance (One Ashburton Place, Room 411, Boston, MA 02108, 617-979-8300) about campaign finance reporting requirements for state offices. Federal candidates contact the Federal Election Commission.

See the "Candidate's Guide" provided with this nomination paper for the number of signatures required or contact the Elections Division, Office of the Secretary of the Commonwealth.

DEADLINES FOR ALL OFFICES EXCEPT FEDERAL

Nomination papers must be submitted to the Board of Registrars of Voters or Election Commissioners for the certification of names by **5 p.m., April 30, 2024.**

Nomination papers with certified names must be filed with the Secretary of the Commonwealth by **5 p.m., May 28, 2024.**

DEADLINES FOR FEDERAL OFFICES

Nomination papers must be submitted to the Board of Registrars of Voters or Election Commissioners for the certification of names by **5 p.m., May 7, 2024.**

Nomination papers with certified names must be filed with the Secretary of the Commonwealth by **5 p.m., June 4, 2024.**

REQUIREMENTS

For the papers to be valid, a candidate must file the following with the Secretary of the Commonwealth, Elections Division, One Ashburton Place, Room 1705, Boston, MA 02108, 617-727-2828 or 1-800-462-8683, by the filing deadline:

- an enrollment certificate (see box to right) signed by at least three registrars and completed on at least **ONE** nomination paper; and
- the candidate's written acceptance (see opposite, above) on at least **ONE** paper; and
- for all candidates **EXCEPT** federal: a receipt from the State Ethics Commission (One Ashburton Place, Room 619, Boston, MA 02108, 617-371-9500) showing that the candidate has filed a statement of financial interest with them.

CANDIDATE'S STATEMENT OF PUBLIC OFFICE

A candidate may make a statement below, in not more than eight words, of public offices held by the candidate. See the "Candidate's Guide" for definition of "public office."

TYPE OR PRINT:

PARTY _____

NAME OF CANDIDATE _____

RESIDENCE _____
street number street name city or town zip code

OFFICE _____
title of office

DISTRICT _____
exact title of district

I ACCEPT THE NOMINATION _____
writes signature (sign on all nomination papers)

ENROLLMENT CERTIFICATE

We certify that _____
candidate's name

is a registered voter at _____
street address

and has been enrolled in the _____
 Party from February 27, 2024 (for federal candidates from March 27, 2024) through the date of this certificate, or is a newly registered voter in that party; and that the candidate has not been enrolled in any other party during the year preceding the filing deadline.

At least three registrars' names must be signed or stamped below.

_____, 2024

 Registrars of Voters or
 Election Commissioners of

 city or town

Do not touch these parts of the nomination papers! Extra writing here can disqualify all signatures.

CANDIDATE INFORMATION

	CHECK	I. SIGNATURE to be made in person with name substantially as registered (except in case of physical disability as stated above)	II. NOW REGISTERED AT (street, number and apartment number, if any) (city or town will be the same as stated below)	WARD	PCT.
1					
2					
3					
4					

ONLY REGISTERED VOTERS OF MAY SIGN THIS SHEET.

- Voter name goes in “Signature” box
- Addresses go in “Now Registered At” box
- Do **not** write in the “check” or “ward” or “prec” boxes
- Write in the town name in the box provided at the bottom

ATTENTION VOTERS: Before signing, read signer information on other side.

CANDIDATE

ATTENTION REGISTRARS: Before certifying signatures, see instructions to registrars below.

	CHECK	I. SIGNATURE to be made in person with name substantially as registered (except in case of physical disability as stated on other side)	II. NOW REGISTERED AT (street, number and apartment number, if any) (city or town will be the same as stated below)	WARD	PCT.
5					
6					
7					
8					
9					
10					
11					
12					
13					
14					
15					
16					
17					
18					
19					
20					
21					
22					
23					
24					

Continue collecting signatures in the boxes provided until your sheet is full!

WARNING - criminal penalty for unlawfully signing, altering, defacing, mutilating, destroying or suppressing this petition: fine of up to \$1,000 or imprisonment for up to one year

INSTRUCTIONS TO REGISTRARS

- Time-stamp or write the date and time these papers are received.
- Inform the candidate if the district designation is incorrect and allow
- N - no such registered voter at that address, or address is illegible.

13					
14					
15					
16					
17					
18					
19					
20					
21					
22					
23					
24					

WARNING - criminal penalty for unlawfully signing, altering, defacing, mutilating, destroying or suppressing this petition: fine of up to \$1,000 or imprisonment for up to one year

INSTRUCTIONS TO REGISTRARS

REGISTRAR INFORMATION

- Time-stamp or write the date and time these papers are received.
 - Inform the candidate if the district designation is incorrect and allow the candidate to correct it *before certifying names*.
 - Fill in and sign the "Enrollment Certificate" on at least one of the candidate's papers if the candidate is registered in your community.
 - Check this against the name of each qualified voter to be certified. For names not certified use the code at the right. Draw a line through any blank spaces not containing signatures.
 - Each sheet must be certified by at least three registrars. A facsimile stamp is acceptable.
- N** - no such registered voter at that address, or address is illegible.
 - S** - unable to identify signature as that of voter because of form of signature, or signature is illegible.
 - D, R, L** - enrolled in another party.
 - W** - wrong district or community.
 - T** - already signed nomination papers for this candidate.

CERTIFICATION OF NAMES

We certify that _____
number of names (use numbers and words)

above signatures checked this are the names of qualified voters from this city or town as well as the district for which this nomination is made.

_____ date

At least three registrars' names must be signed or stamped below.

Registrars of Voters or
 Election Commissioners of _____
city or town



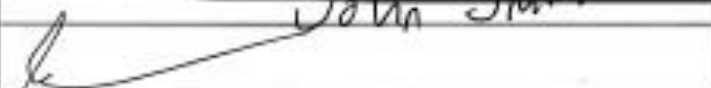
City or Town

ONLY REGISTERED VOTERS OF

MAY SIGN THIS SHEET.

● Don't touch the part that is only for registrars!

● You may write in your town in the box provided

	CHECK	I. SIGNATURE to be made in person with name substantially as registered (except in case of physical disability as stated above)	II. NOW REGISTERED AT (street, number and apartment number, if any) (city or town will be the same as stated below)	WARD	PREC.
1					
2					
3					

ONLY REGISTERED VOTERS OF City or Town MAY SIGN THIS SHEET.

- These are examples of invalid signatures
- If a voter signs this way, ask them to re-do!

	CHECK	I. SIGNATURE to be made in person with name substantially as registered (except in case of physical disability as stated above)	II. NOW REGISTERED AT (street, number and apartment number, if any) (city or town will be the same as stated below)	WARD	PREC.
1		John Smith	1 Main St.		
2		John Smith	1 Main St.		
3		John Smith John Smith	1 Main St.		

City or Town

ONLY REGISTERED VOTERS OF

MAY SIGN THIS SHEET.

- These are examples of valid signatures
- Voters may print or sign their names. **When in doubt, just print!**

Nomination Papers

- Example of blank & completed papers on our website
- **We will send them to you with other instructions**
- Confirm your papers are formatted correctly before collecting
- **Write only in the signatures part & the 2 boxes for town name**

[Elizabethwarren.com/ballot](https://elizabethwarren.com/ballot)

WARREN
FOR SENATE


Finished Steps 1 and 2? Start Here:

Step 3: Understand the Rules and Read Our Script.

We've got a handy sheet with all the rules and a script to guide you.



Step 4: Join Our Volunteer Workspace! It's the fastest and best way to get help from our experienced team, and we've got plenty of training materials that will help you understand the tool. Join here:



Step 5: Request Nomination Papers! We'll send you the nomination papers and some helpful instructions! Fill out this google form and we'll send you a packet in the mail:



Step 6: Collect Ballot Signatures! Using the nomination papers and materials that came in the mail, along with dedicated support in our online volunteer workspace, it's time to get out there and collect signatures to get Elizabeth on the ballot!

Step 7: Turn in Your Completed Papers. If you're in our online community, you should let us know instantly once you're done collecting. If you're not, then safely store your completed papers at home, and we'll contact you!

Thank you for your work! We're so thankful that you've taken the time to get Senator Warren on the ballot this year. Remember, if you need help while collecting, please join our online community!



Elizabeth Warren for Senate Nomination Papers Request Form!

Thank you for signing up to collect signatures to help get Senator Elizabeth Warren on the ballot in Massachusetts! **Please fill out the form below in its entirety.** Once you submit it, you'll get a letter in the mail from us with a handful of nomination papers, our short script and FAQ document, and some Warren stickers. Please be sure to follow the instructions from the training and in the FAQ documents when collecting signatures!

When you're done collecting signatures from yourself, your household, and in a high-traffic area like at a grocery store or farmer's market, you can notify us in our online volunteer community. If you haven't joined yet, you can do so at elizabethwarren.com/ballot. If you aren't in our online community, you can expect a phone call or email from us within one week of the date you signed up to collect signatures.

We are so grateful for your work for the Senator, and truly can't thank you enough! If you need help at any step of the process, joining our online volunteer community is the fastest way to get answers. We can also be reached by emailing volunteers@elizabethwarren.com.

Links to several helpful documents such as the FAQ sheet and script are available to view on the second page of this form, so please don't close out your browser after clicking submit!

Email *

Your email

First Name *

Your answer

Last Name *

Your answer

Phone Number *

Your answer

Do you think you'll need more than 3 nomination papers? *

Each paper has space for 24 signatures, and we're happy to send you as many as you like. We can also send you more at a later date if you fill out this form again or if you let us know in our online community.

Elizabeth Warren for Senate Nomination Papers Request Form!

Thank you for signing up to collect signatures for Senator Elizabeth Warren! You can expect an envelope in the mail from us in the next week. Linked below are helpful forms that will be valuable resources as you collect signatures. You can print them out if you like, but we'll also be sending you a copy in the mail.

FAQ + Script Doc: <https://ewar.ren/signaturerules>

If you need help please contact us in our online volunteer community or by emailing volunteers@elizabethwarren.com. Additionally, elizabethwarren.com/ballot has all this information readily available.

Thank you!

[Submit another response](#)

Nomination Packet

- The packet you get in the mail will contain:
 - Nomination Papers
 - Rules + Script Doc
 - Stickers/Button to wear

Rules and Regulations

WARREN
FOR SENATE

Rules & Regulations - Collecting

- Each paper can have signatures from only **ONE TOWN**.
- Bring extra papers so you can collect from multiple towns!
- Voters' address **MUST** be the correct address they are registered at.
- **NO** P.O. Boxes, work addresses, or generalizations.

Rules & Regulations - Collecting

- Signatures and addresses **MUST** be reasonably legible.
- Voters who sign **MUST** be a registered Democrat, **or** Independent
- **Don't cross out, just re-do!**
- **Correct example of a nomination paper with signatures is available on our website**

Where to Collect

WARREN
FOR SENATE

Where to Collect

- **In your neighborhood** - Your spouse, children, friends, and neighbors. The easiest signatures are the people we know best!
- **At high traffic areas** - Grocery stores, farmers markets, parks, local democratic meetings. You know your community!
- **Meetings** - Neighborhood associations, Town Meetings, book club
- **Events** - You can go to a signature event or host one! *More info on our website*

Where to Collect - Tips

- Remember to bring spare papers if collecting near town borders
- **Places not recommended:** College Campuses, Transportation hubs, Tourist spots in Boston
 - *Not likely to be registered in same town, or even in MA!*
- **Cannot collect signatures within 150 feet of a polling place**
- More ideas and tips at elizabethwarren.com/ballot

How to Collect

WARREN
FOR SENATE

What to Say?

- It depends where you're collecting, and who you're talking to.
- High Traffic Area? **Use a shorter intro to get your ask out quickly**
- Knocking doors or talking to neighbors? **You can take your time!**
- *Don't spend all your time on one person!*
- **Confirm they're registered in MA and live in the town you are collecting in.**

Helpful Lines

- “You’re not committing to vote for anyone, it just says you want to see the Senator on the ballot.”
- “Yes, even sitting Senators must get ballot signatures!”
- “If you’ve signed ballot papers for other candidates, you can still sign for Elizabeth!”
- “If you’re not sure if you’ve signed already, better safe than sorry!”
- “We won’t contact you unless you give us your phone or email!”

Step by Step Collection Process

- Introduce yourself
- **Make the ask - “Can you please sign?”**
- **Confirm voter registration in the town of your nomination paper**
 - Start a new paper with a new town if you can
- Confirm they are not registered as a republican
- **Get their printed name/signature, and address**
- If they love Elizabeth, ask if they want to volunteer!

Collection Tips

- Set a goal of two full sheets of signatures! **Your sheets will fill up quickly.**
- Don't spend all your time on one person! *Especially if they want to argue with you*
- **Ask for help when you need it!**
- The fastest way to get support is to join our online volunteer community

Done Collecting! What now?

WARREN
FOR SENATE

Once You're Done...

- Store the sheets at home somewhere safe - they're like gold now!
- **If you're in our online volunteer community, you can let us know that you finished immediately!**
- If not, we will call you within 1 week of the date you signed up
- We'll either collect the papers from you, or ask you to turn them in to the town clerk's office at city hall.
- **Please don't lose the papers!**

[Elizabethwarren.com/ballot](https://elizabethwarren.com/ballot)

WARREN
FOR SENATE

Finished Steps 1 and 2? Start Here:

Step 3: Understand the Rules and Read Our Script.

We've got a handy sheet with all the rules and a script to guide you.



Step 5: Request Nomination Papers! We'll send you the nomination papers and some helpful instructions! Fill out this google form and we'll send you a packet in the mail:




Step 7: Turn in Your Completed Papers. If you're in our online community, you should let us know instantly once you're done collecting. If you're not, then safely store your completed papers at home, and we'll contact you!

Step 4: Join Our Volunteer Workspace! It's the fastest and best way to get help from our experienced team, and we've got plenty of training materials that will help you understand the tool. Join here:



Step 6: Collect Ballot Signatures! Using the nomination papers and materials that came in the mail, along with dedicated support in our online volunteer workspace, it's time to get out there and collect signatures to get Elizabeth on the ballot!

Thank you for your work! We're so thankful that you've taken the time to get Senator Warren on the ballot this year. Remember, if you need help while collecting, please join our online community!





See what **Warren for Senate** is up to

Slack is a messaging app that brings your whole team together.



Jack Arnheiter - Staff has already joined

We suggest using the email account you use for work.

 Continue With Google

 Continue With Apple

 Continue With Email






Check your email for a code

We've sent a 6-character code to [redacted]. The code expires shortly, so please enter it soon.

--	--	--	--	--	--

 [Open Gmail](#)

 [Open Outlook](#)

Can't find your code? Check your spam folder!

Slack confirmation code: QV3-IST > Inbox x



Slack <no-reply-xfVtd6CSc7qS6i6XrfMBHXbV@slack.com>
to me ▾

11:38 AM (1 minute ago) ☆ 😊 ↶ ⋮



Confirm your email address

Your confirmation code is below — enter it in your open browser window and we'll help you get signed in.

QV3-IST



WF

Warren for Senate ▾



signature-collecting ▾

👤 2

🔊 Huddle ▾

📄 Canvas

+ Add a bookmark

📢 You're looking at the # signature-collecting channel

This is the one channel that will always include everyone. It's a great spot for announcements and team-wide conversations. [Edit description](#)

👤 Add coworkers

Yesterday ▾

Jack Arnheiter - Staff 11:13 PM
joined #signature-collecting.

Jack Arnheiter - Staff 11:23 PM
renamed the channel from "general" to "signature-collecting-ask-questions-here"

New

Jack Arnheiter - Staff 11:25 PM
renamed the channel from "signature-collecting-ask-questions-here" to "signature-collecting"

Today ▾

Jack Arnheiter 11:39 AM
joined #signature-collecting.

Write messages here!

👋 Hi everyone! Roll call! Who's here? ×

B I ↺ ↻ ↪ ↩ ↪ ↩ </> 📄

Message #signature-collecting

+ Aa 😊 @ 📺 🎤 📎



Home

▾ Channels
signature-collecting

🔍 Browse all channels



DMs

▾ Direct messages

👤 Jack Arnheiter - Staff invited you

👤 Jack Arnheiter you







Activity

🔍 Add coworkers



More



B I S |  |  |  |  |  | 

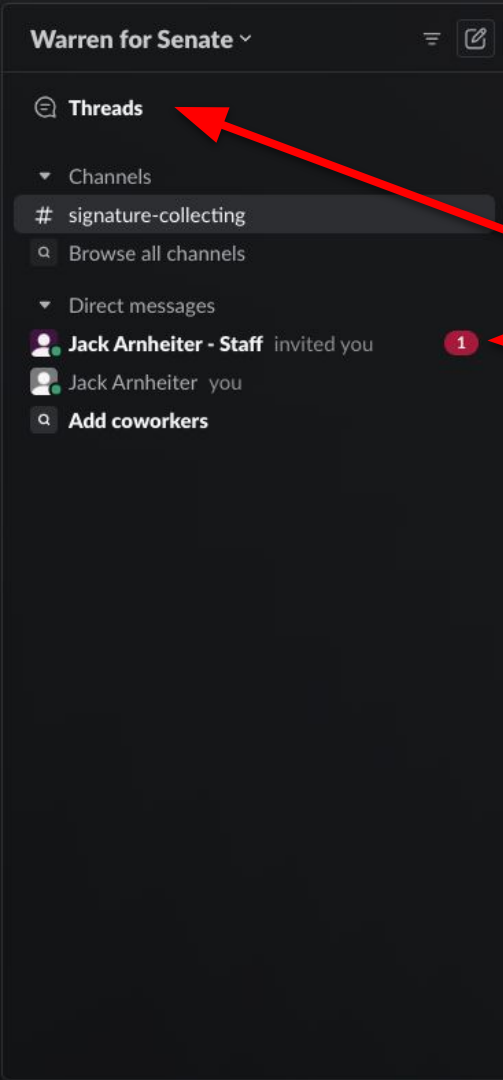
Hi! I just completed collecting my signatures and need help on what to do next. Can someone please help me?

+ Aa  |  |  |  | 



Shift + Return to add a new line

- Ask all your questions in this online community!
- Someone will answer your question within a few minutes
- We highly recommend bookmarking or saving this website!



- Replies to your messages will appear in “Threads” or under “Direct Messages”
- We have guides to help you understand Slack
- elizabethwarren.com/ballot

Online Community - Slack

- **Elizabethwarren.com/ballot has the sign-up link**
- **We strongly recommend joining, especially if you're new to this!**
- Staff and trained volunteers will be in our community to help guide you.
- We have plenty of training materials on how to navigate Slack.

Final Notes

WARREN
FOR SENATE

Final Notes

- **All information is at elizabethwarren.com/ballot**
- Get Nomination Papers using our Google Form
- Join our online volunteer community - Slack
- You'll get a post-training email with lots of information

THANK YOU!

WARREN
FOR SENATE

| **QUESTIONS?**

WARREN

