

Investment Performance Report

SECOND QUARTER 2021
AUGUST 18, 2021



Overview

Q2 2021

April 1, 2021 – June 30, 2021

5.2%

Total AIMCo
Quarterly Net Investment Return

3.4%

Total AIMCo
Benchmark

7.9%

Balanced Fund
Net Investment Return

2.6%

Government & Specialty Funds
Net Investment Return

YEAR-TO-DATE

As of June 30, 2021

\$123.4B

Assets Under Management

\$8.4B

Net Investment Income

7.3%

Total AIMCo
Net Investment Return

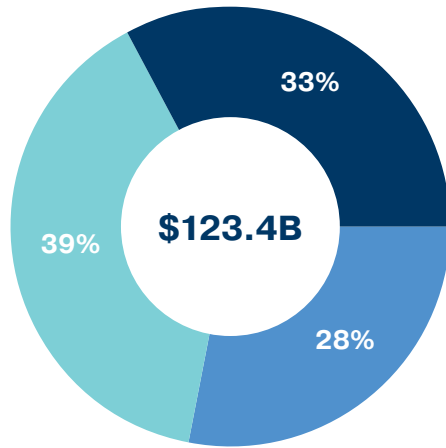
3.8%

Total AIMCo
Benchmark

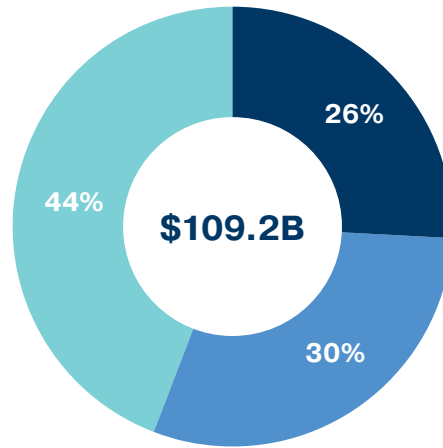
*All performance results are net of fees and non-audited in order to ensure delivery of timely and relevant information.
Audited figures appear in AIMCo's Annual Report.



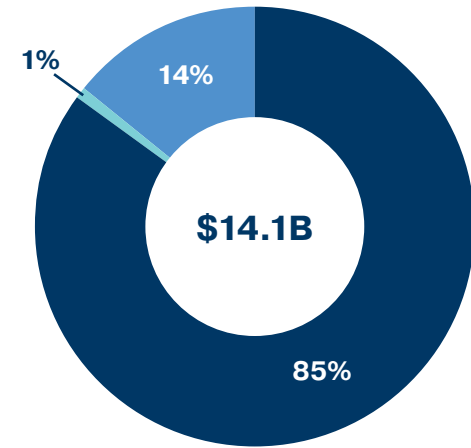
Asset Mix



AIMCo Total



Balanced Funds



Government & Specialty Funds

● **Public Equities**

● **Money Market & Fixed Income**

● **Illiquid Markets**

As of June 30, 2021

Money Market, Fixed Income, Mortgages, Real Return Bonds, Private Debt & Loan

Infrastructure, Real Estate, Renewable Resources, Private Equity

Balanced Funds, comprised primarily of AIMCo's pension and endowment clients, combine asset allocation and active investment management to earn higher returns over a longer time horizon. Investments are broadly diversified across all asset classes maintaining a level of portfolio risk that is appropriate to the client.

Government and Specialty Funds, comprised primarily of AIMCo's government and insurance clients seek high-quality returns, with less volatility and an emphasis on maintaining liquidity over a shorter time horizon. Investments are largely in fixed income assets and have a commensurately lower return expectation as a result.

Long-Term Performance

6.9%

Four-Year Annualized
Rate of Return

8.1%

Ten-Year Annualized
Rate of Return

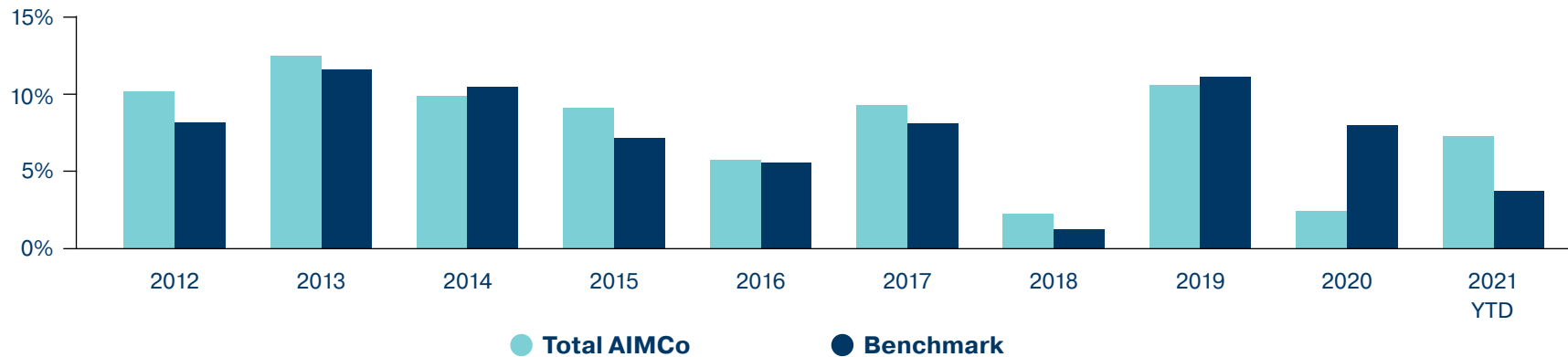
\$83.3B

Net Investment Income
Since 2009



Long-Term Performance


Total AIMCo Net Returns vs Benchmarks



	2012	2013	2014	2015	2016	2017	2018	2019	2020	2021 YTD
Total AIMCo	10.2%	12.5%	9.9%	9.1%	5.8%	9.3%	2.3%	10.6%	2.5%	7.3%
Benchmark	8.2%	11.6%	10.5%	7.2%	5.6%	8.1%	1.3%	11.1%	8.0%	3.8%

Second Quarter Synopsis

- **\$2.1 billion of value-add** was driven by solid performance in all asset portfolios.
- The **public and private equity portfolios** were notable in their strong returns.
- Despite rising yields, **fixed income investments** also contributed to AIMCo's strong second quarter performance.



Highlights



Investments

- AIMCo, alongside CPP Investments, provided a \$2.4 billion follow-on commitment to BAI Communications [Read More](#)
- AIMCo and OMERS sold a majority stake in Environmental Resources Management (ERM) [Read More](#)
- Iguá, a company in clients' Infrastructure portfolios, won the auction for a Brazilian water and wastewater services concession for \$1.7 billion [Read More](#)



Responsible Investment

- AIMCo and its peers in the **Investor Leadership Network (ILN)** are using their collective voice to effect meaningful change in the investment industry when it comes to equity, diversity and inclusion (EDI) [Read More](#)



AIMCo

- Evan Siddall named CEO effective July 1, 2021 [Read More](#)
- Jim Keohane appointed to Board of Directors, Jackie Sheppard reappointed [Read More](#)
- Alison Schneider, Vice President of Responsible Investment, selected for a 2021 Clean50 Award [Read More](#)
- The AIMCo Foundation delivered \$233,000 in grants and scholarships in 2020 [Read More](#)

About AIMCo

AIMCo is one of Canada's largest and most diversified institutional investment managers with more than \$120 billion of assets under management. AIMCo invests globally on behalf of 32 pension, endowment and government funds in the Province of Alberta.

General Inquiries:

info@aimco.ca

Media Inquiries:

Dénes Németh, Corporate Communications

T: 1-780-392-3857

E: denes.nemeth@aimco.ca

