

BTC	\$118,683.23 +0.8%	S&P500	6,263.69 +0.3%	US 10Y	4.4660% -0.0230PPT	WTI	\$66.69 +0.3%
ETH	\$3,373.85 +7.5%	Nasdaq	20,730.49 +0.3%	DXY	98.34 -0.3%	Gold	\$3,351.90 +0.5%

- \$BTC retraced most of its losses, with \$ETH notably outperforming. As of now, \$BTC is trading at \$118,683 and \$ETH at \$3,373. Bitcoin dominance stands at 63.02%.
- A second procedural vote in the U.S. House to advance three crypto-related bills—including those on stablecoins and a proposed CBDC ban—has stalled again due to Republican holdouts demanding stronger CBDC restrictions. As a result, "Crypto Week" remains in limbo as leadership and conservatives debate whether to vote on the bills separately or as a package.
- A few other headlines include: U.S. June PPI (YoY) came in at 2.3% (exp: 2.5%), the lowest since September 2024; Strategy closes with an all-time high market cap of \$128.4 billion; and rumors are circulating that Fed Chair Jerome Powell's firing is imminent.
- During the last 24 hours, the top three gainers were \$FLOKI, \$BONK, and \$SCRV, while the top three losers were \$TKX, \$PUMP, and \$M.

Trump Eyes Fed Shakeup, Bank CEOs Rally Behind Powell

President Trump once again revived the idea of firing Federal Reserve Chair Jerome Powell, polling Republican lawmakers on the prospect and claiming Powell could be removed "for fraud." Yet, speaking to reporters, Trump said it was "highly unlikely" he would act... unless cause emerged.

The justification was the alleged overspending on the Fed's \$2 billion office renovations, which Trump and allies have targeted as a potential breach of duty. The White House confirmed that discussions about firing Powell were floated, though Treasury Secretary Scott Bessent insisted no firing is imminent and that a "formal process" to identify Powell's successor is already underway. Wall Street is not amused. The CEOs of JPMorgan, Goldman Sachs, Bank of America, and Citigroup have all come out in defence of Fed independence. Jamie Dimon warned that "playing around with the Fed" risks destabilising markets, while Goldman's David Solomon called the Fed's autonomy "something we should fight to preserve."

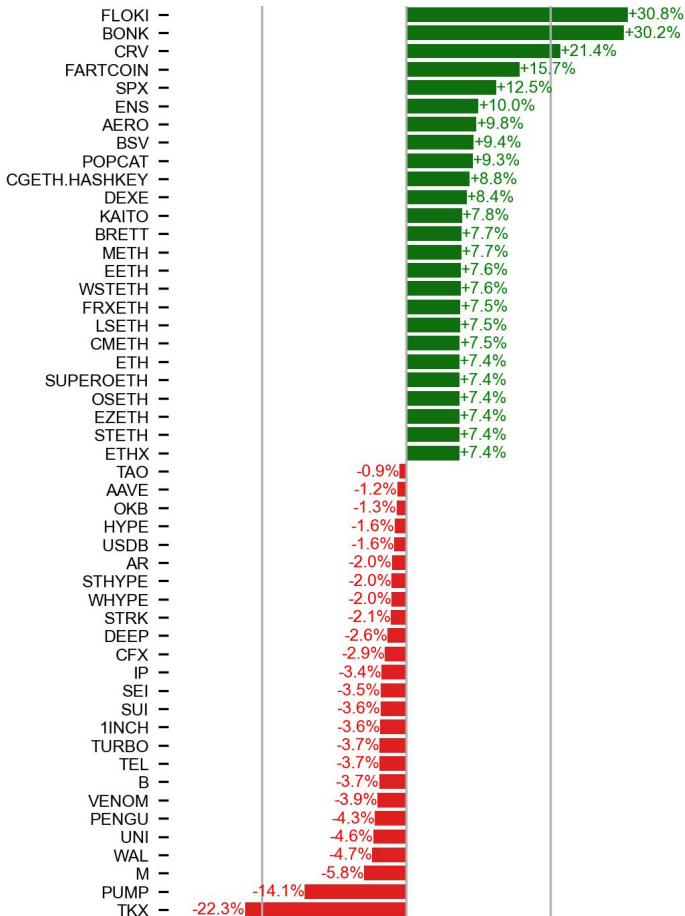
Powell's term as chair expires next May, but he can remain a governor until 2028. Trump has floated names like Kevin Hasset and Treasury's Bessent as possible successors. But for now, despite the threats, Wall Street is betting that Powell stays, unless the administration can mount a credible "for cause" case, a bar rarely crossed in US history.



Source: Polymarket

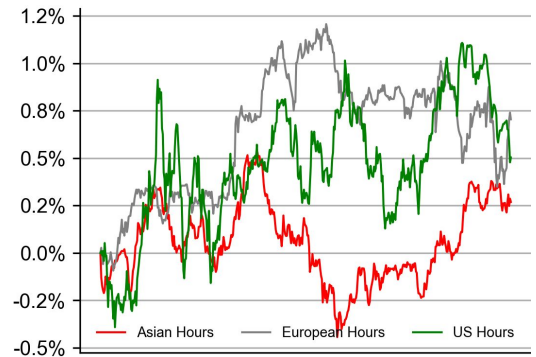
## PRICE ACTIONS

### 24H Price Change (Top/Bottom 25 from Top 200)

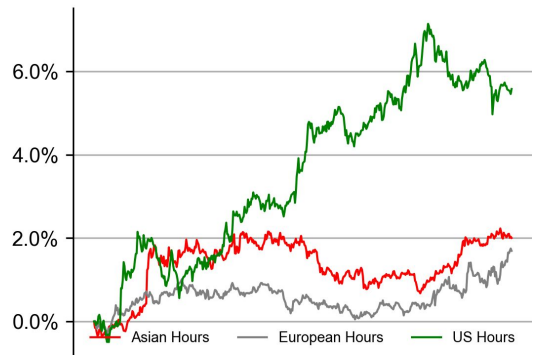


### Time Zone Analysis

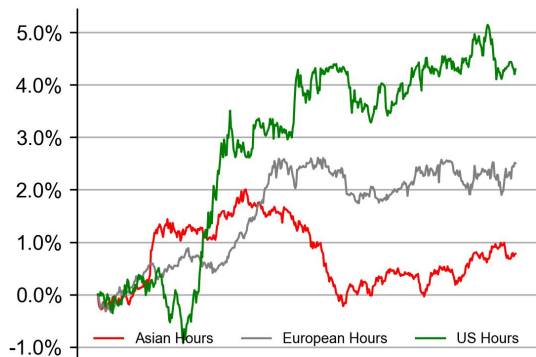
#### BTC



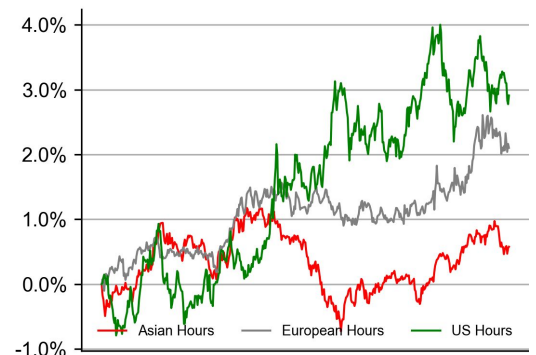
#### ETH



#### SOL

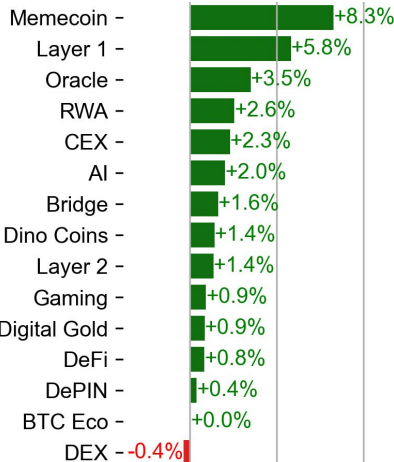
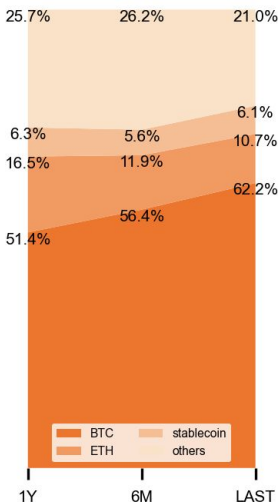


#### XRP



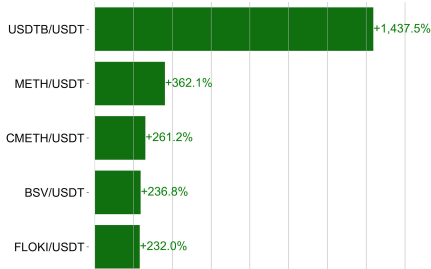
### Dominance Ratio

### Sector Performance



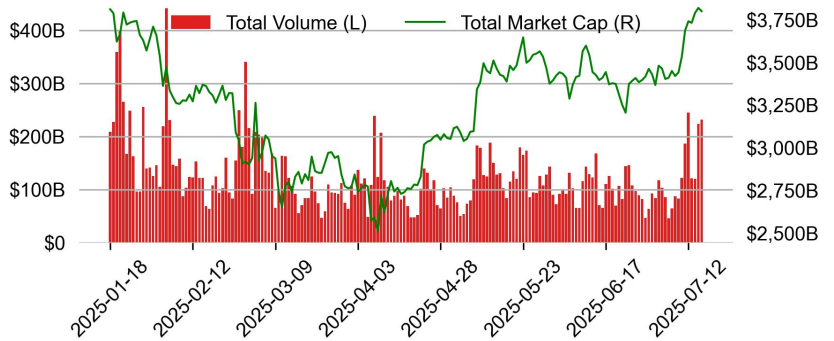
## TRADING VOLUME

### 24H Vol % Chg\*

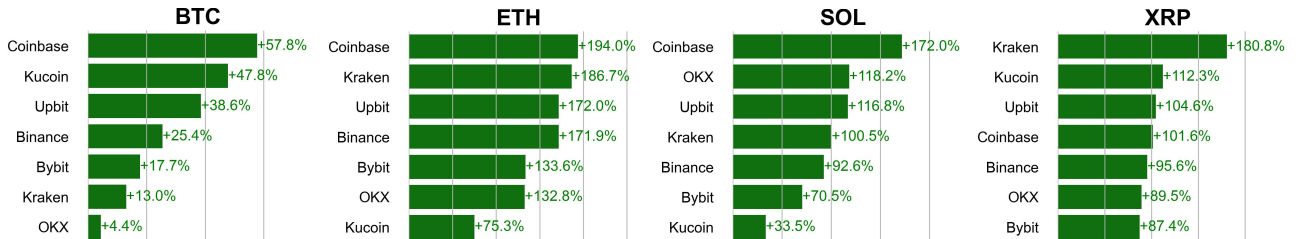


\* 5 largest 24H vol. change from the universe of top 50 assets by market cap

### Spot Volume



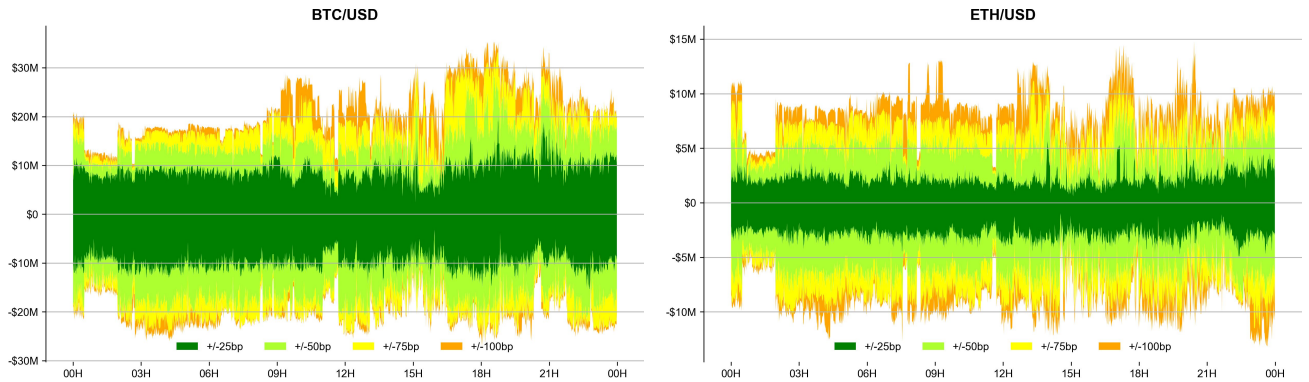
## Spot Volume Leaders (% chg vs ave)\*



\* ranked by the % difference between the 24H volume vs. the 30-day average

## ORDER BOOK DEPTH (within 1% best bid/ask)

### Coinbase

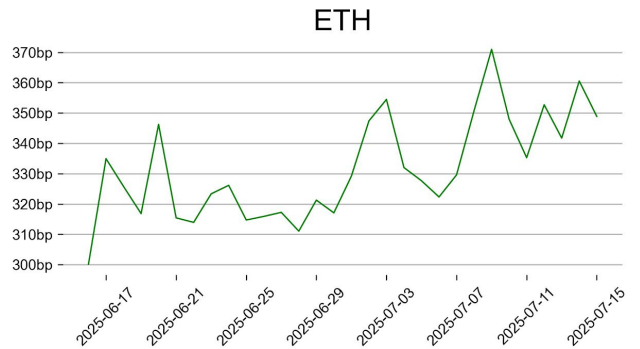
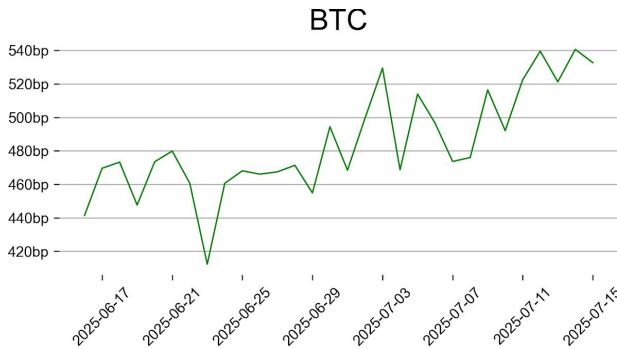


### Binance

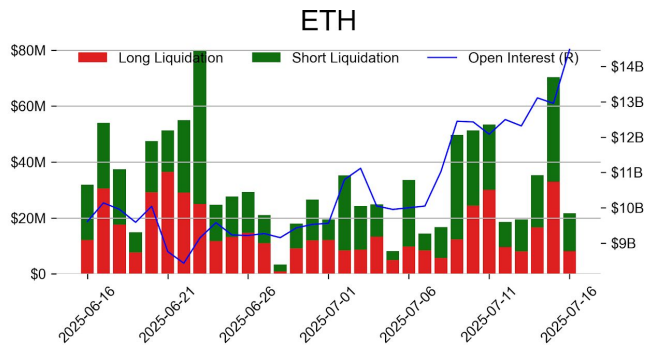
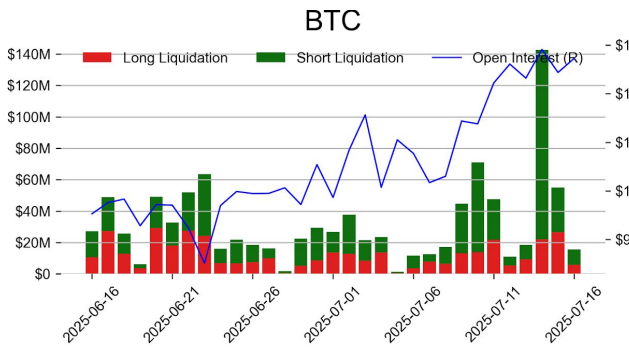


## DERIVATIVES

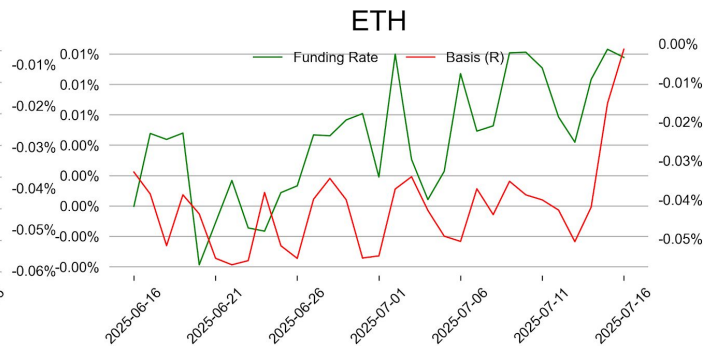
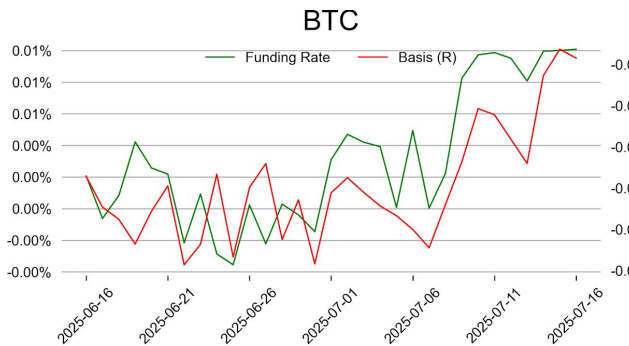
### Open Interest / Market Cap



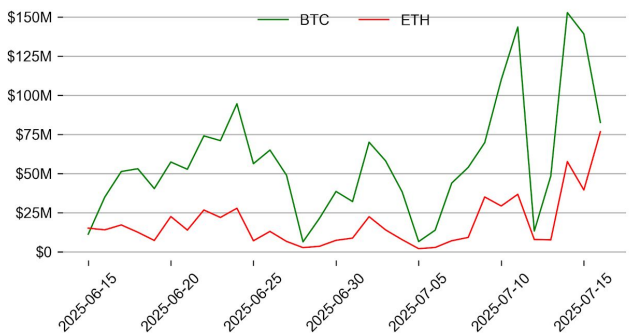
### Futures O.I. & Liquidations



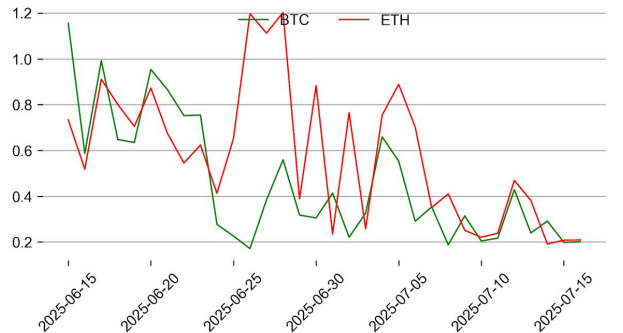
### Perps Funding Rate & Rolling Basis



### Option Volume



### Put Call Ratio

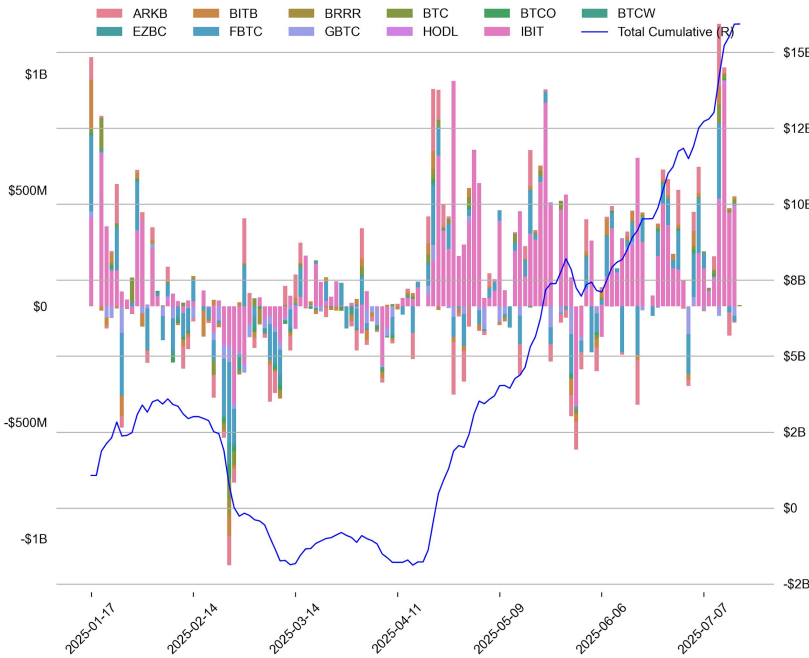




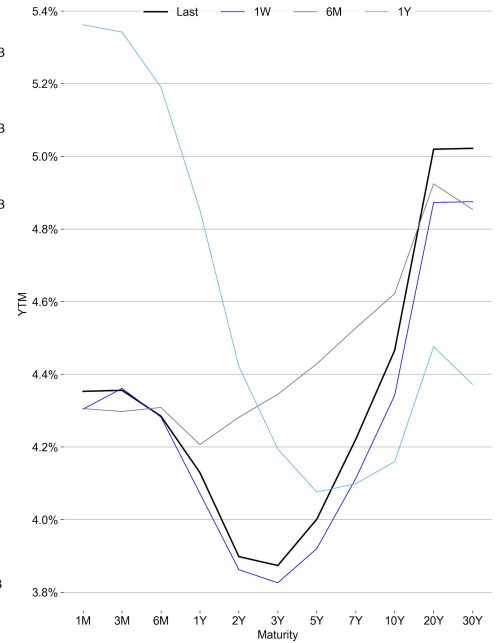
# TRADFI

	Stocks					FX				Commodity		Crypto Equity			
	S&P500	Nasdaq	EuroStoxx50	HSI	CSI300	USD/EUR	USD/JPY	USD/CNY	DXY	WTI	Gold	COIN	MSTR	MARA	RIOT
Last	6263.69	20730.49	5289.05	24517.76	4007.20	0.8595	148.00	7.1796	98.34	66.69	3351.90	398.06	455.90	19.44	12.57
1D	0.3%	0.3%	-1.2%	-0.3%	-0.3%	-0.3%	-0.6%	0.1%	-0.3%	0.3%	0.5%	2.6%	3.1%	3.6%	3.9%
1M	3.8%	5.2%	-0.9%	1.9%	3.4%	-0.6%	2.3%	-0.0%	0.3%	-7.1%	-1.9%	52.2%	19.3%	26.9%	23.6%
1Y	10.5%	12.0%	6.9%	38.3%	14.5%	-6.3%	-6.5%	-1.2%	-5.7%	-17.4%	35.8%	58.3%	-72.6%	-27.2%	-1.0%

## BTC Spot ETF Flow

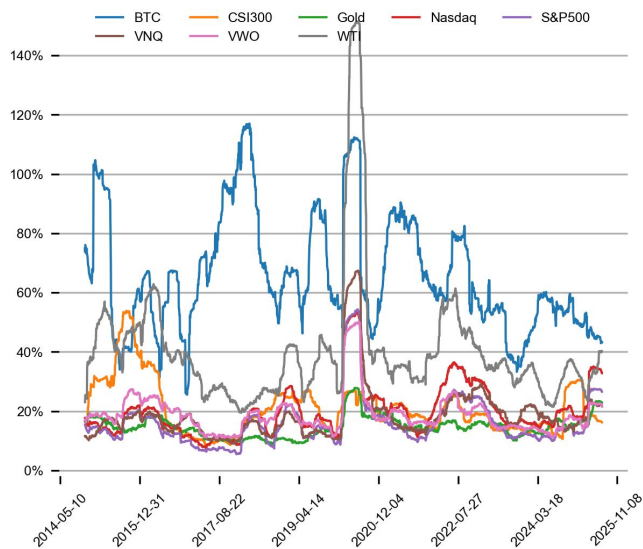


## US Treasury Yield Curve

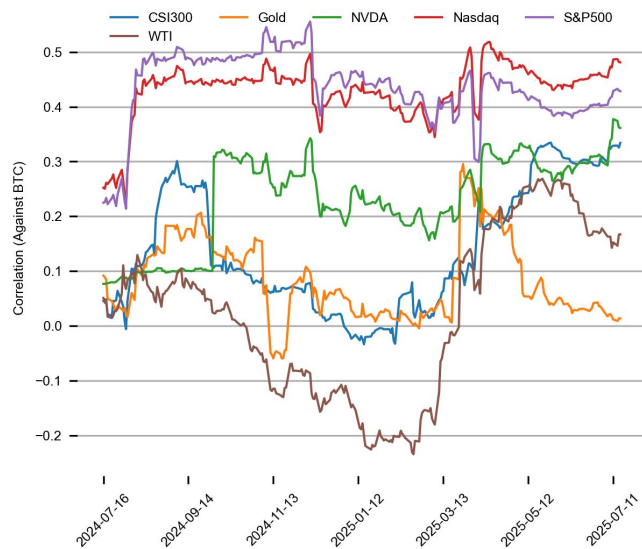


## CROSS ASSET METRICS

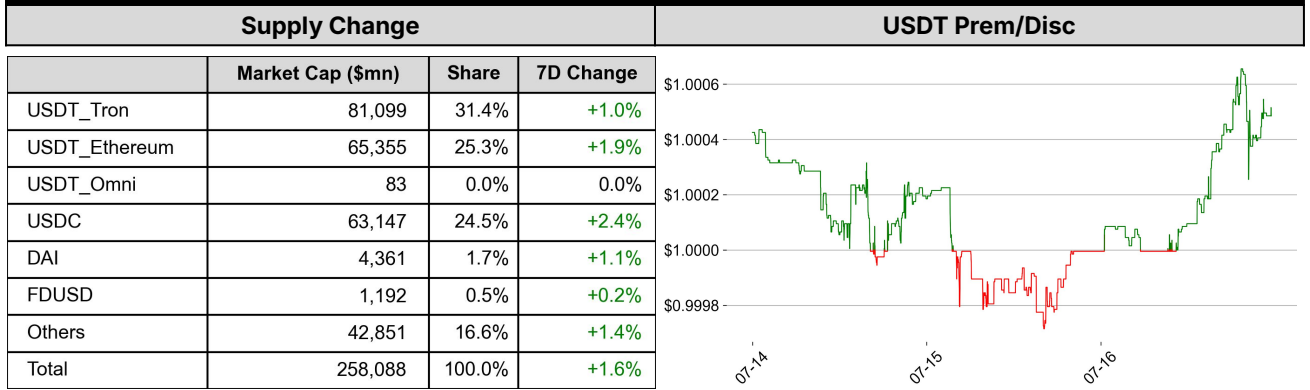
### Volatility



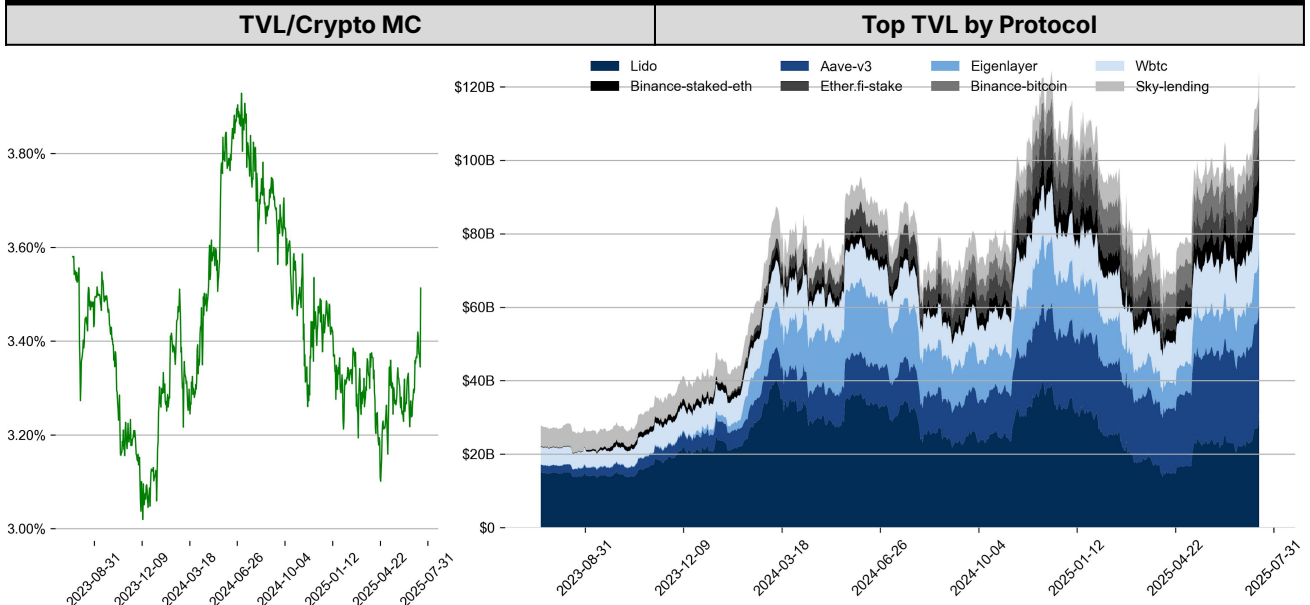
### Correlation



## STABLECOIN



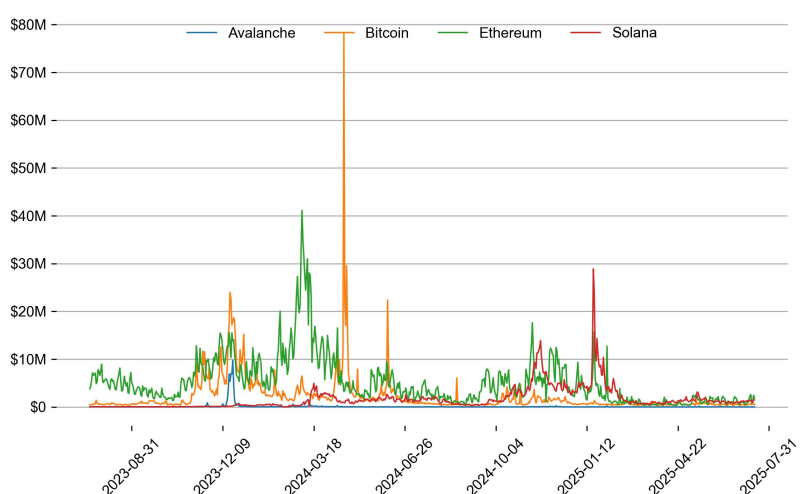
## ONCHAIN MOVES



## Top TVL Gainers\*

#	Name	7D Change
1	Stargate V2	+53.7%
2	Yala	+46.9%
3	River Omni-CDP	+43.5%
4	Nexus BTC	+43.2%
5	Reti Pooling	+42.5%

## Daily Network Fees



\* 5 largest 7 day TVL change in % terms from the universe of minimum \$100m TVL protocols, according to DefiLlama.

## EVENTS CALENDAR

Date	Title	Coins / Hosts
Jul 1, 2025	US Fed Powell Speaks	
Jul 1, 2025	Token Claim & Launchpad	\$FRAG
Jul 2, 2025	Grayscale ETF Approval Deadline	\$BTC, \$ETH, \$XRP, \$SOL, \$ADA
Jul 2, 2025	Binance Alpha	\$ECHO
Jul 2, 2025	\$11M Unlock	\$ENA
Jul 3, 2025	US Unemployment Rate	
Jul 4, 2025	BBB Target Deadline	
Jul 4, 2025	Binance Alpha	\$CROSS
Jul 9, 2025	US Expiration of Reciprocal Tariff Suspension	
Jul 9, 2025	US FOMC Meeting Minutes	
Jul 11, 2025	US Federal Budget Balance	
Jul 11, 2025	\$11M Unlock	\$IMX
Jul 11, 2025	\$10M Unlock	\$IO
Jul 15, 2025	US CPI	
Jul 16, 2025	US PPI	
Jul 16, 2025	US Beige Book	
Jul 16, 2025	\$35M Unlock	\$ARB
Jul 17, 2025	\$11.5M Unlock	\$UXLINK
Jul 18, 2025	\$465M Unlock	\$TRUMP
Jul 21, 2025	Tariff Talks with Canada	
Jul 21, 2025	Coinbase Perpetual Futures in US	
Jul 23, 2025	Earnings Call	\$APPL, \$META
Jul 25, 2025	VanEck ETF Approval Deadline	\$AVAX
Jul 28, 2025	US 25% Tariffs on Phonemaker	
Jul 29, 2025	JP BOJ Interest Rate	
Jul 30, 2025	US FOMC	
Jul 31, 2025	Franklin Templeton ETF Approval Deadline	\$SOL, \$XRP

## DATA EXPLAINER

Headers	Source	Note
<b>PRICE ACTIONS</b> <b>TRADING VOLUME</b> <b>ORDER BOOK</b> <b>DEPTH</b> <b>DERIVATIVES</b>	Presto Labs	<p><b>Time Zone Analysis</b> separates out the asset's price action according to the business hours in Asia, Europe and US region. This is to identify which geography is responsible for price actions of the last 24hrs. The cut-offs are,</p> <ul style="list-style-type: none"> <li>- Asia: UTC 22:00 -1 to UTC 6:00</li> <li>- Europe: UTC 6:00 to 14:00</li> <li>- US: UTC 14:00 to 22:00</li> </ul> <p><b>Sector</b> constituents are, AI(FET, AGIX, OCEAN), BTC Eco(BCH, BSV, ICP, STX, ORDI), CEX(BNB, CRO, OKB, KCS, BGB), Data(LINK, GRT), DePIN(ICP, FIL, AR, HNT, SIA), DEX(UNI, INJ, RUNE, SNX, DYDX, OSMO, CRV, CAKE, GMX), Digital Gold(BTC), Gaming/Metaverse(IMX, BEAM, SAND, GALA, AXS, WEMIX, RON), LO(AVAX, DOT, TIA), L2(MATIC, OP, MNT, ARB, STRK), Lending(MKR, AAVE, COMP), Liquid Staking(LDO, RPL, JTO), Meme(DOGE, SHIB, FLOKI), NFT(APE, BLUR), Payments(XRP, LTC, XLM, XMR, ZEC), RWA(ONDO, CFG), Smart Contract(ETH, BNB, SOL, ADA, TRX, TON, APT, NEAR, HBAR, VET, ALGO, FTM, SUI, FLOW, MINA). The sector return is market-cap weighted average of the constituents' returns.</p> <p><b>Exchanges:</b> 24H spot price &amp; volume % changes and dominance ratios are from CoinGecko. Time Zone Analysis is based on data from Binance. Spot volume leaders are based on data from Binance Bybit, Coinbase, Kraken, OKX, KuCoin, HTX, Upbit, Gate.io. Futures data are from Binance OKX, Bybit, KuCoin. Options data are from Deribit.</p>
<b>TRADFI</b>	Investing.com Farside Investors	<b>BTC Spot ETF Flows</b> are based on data shown on farside.co.uk at UTC 03:00. Due to varying data reporting schedules among ETF sponsors, the figures may not encompass data from all 10 ETFs.
<b>STABLECOIN ONCHAIN MOVES</b>	DefiLlama	<p><b>Stablecoin Supply</b> is a proxy for fiat on/off ramp from TradFi into crypto.</p> <p><b>USDT Prem/Disc</b> reflects the USDT supply/demand imbalance, approximating the market's risk aversion towards USDT specifically, and/or the crypto market more broadly. The data is from Coinbase.</p> <p><b>TVL/ Crypto MC Ratio</b> = Total Value Locked / Crypto Market Cap. The ratio neutralizes the TVL changes caused by asset price fluctuations.</p>
<b>EVENTS CALENDAR</b>	CoinMarketCap Layer GG	<b>Events Calendar</b> provides a summary of major events happening throughout the month.

\* The Daily Market Brief is published every business day, following the Singapore calendar, excluding public holidays



## About Presto

Presto is an algorithmic trading firm where researchers and engineers solve challenging problems in global financial markets. Our core strength lies in combining engineering, mathematics, and science to navigate both digital asset and traditional finance markets with precision. Presto Research, our research unit, provides expert-driven insights to help navigate these markets effectively.

Find out more at <https://www.prestolabs.io>.

Follow Presto for more content: [X](#), [LinkedIn](#)

Follow Presto Research for latest research : [X](#), [Telegram](#)

## Authors

**Rick Maeda**, Research Analyst [X](#), [Telegram](#), [LinkedIn](#)

**Min Jung**, Research Analyst [X](#), [Telegram](#), [LinkedIn](#)

## Required Disclosures

*Any expression of opinion (which may be subject to change without notice) is personal to the author and the author makes no guarantee of any sort regarding accuracy or completeness of any information or analysis supplied. The views and opinions expressed herein are those of the author(s) and do not necessarily reflect the views of Presto or its affiliates. This material by itself, is not and should not be construed as an offer or a solicitation to deal in any investment product or to enter into any legal relations. This material is for informational purposes only and is only intended for sophisticated investors, and is not intended to provide accounting, legal, or tax advice, or investment recommendations, or an official statement of Presto or its affiliates. Presto, its affiliates and its employees make no representation and assume no liability to the accuracy or completeness of the information provided. Presto, its affiliates and its employees also do not warrant that such information and publications are accurate, up to date or applicable to the circumstances of any particular case. Certain statements in this document provide predictions and there is no guarantee that such predictions are currently accurate or will ultimately be realized. Prior results that are presented here are not guaranteed and prior results do not guarantee future performance. Recipients should consult their advisors before making any investment decision. Presto or its affiliates may have financial interests in, or relationships with, some of the assets, entities and/or publications discussed or otherwise referenced in the materials. Certain links that may be provided in the materials are provided for convenience and do not imply Presto's endorsement, or approval of any third-party websites or their content. Any use, review, retransmission, distribution, or reproduction of these materials, in whole or in part, is strictly prohibited in any form without the express written approval of Presto. Presto Research and related logos are trademarks of Presto, or its affiliates.*