



**Daily Market Brief**  
**Oct 29, 2024 (UTC -02:00)**

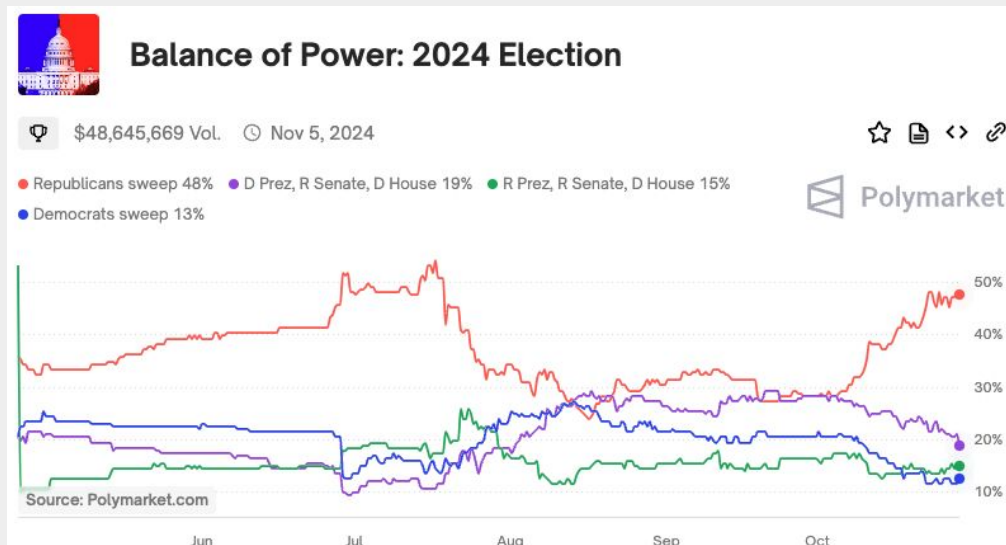
**Peter Chung** | Head of Research  
**Min Jung** | Research Analyst

|            |                      |                   |                    |               |                       |             |                     |
|------------|----------------------|-------------------|--------------------|---------------|-----------------------|-------------|---------------------|
| <b>BTC</b> | \$69,954.15<br>+2.9% | <b>S&amp;P500</b> | 5,823.52<br>+0.3%  | <b>US 10Y</b> | 4.2700%<br>+0.0040PPT | <b>WTI</b>  | \$67.96<br>-1.2%    |
| <b>ETH</b> | \$2,567.41<br>+2.4%  | <b>Nasdaq</b>     | 18,568.05<br>+0.3% | <b>DXY</b>    | 104.29<br>-0.1%       | <b>Gold</b> | \$2,756.20<br>+0.3% |

- \$BTC has finally breached the \$70,000 level, marking its highest point since July 29. Currently, \$BTC is trading at \$69,953 and \$ETH is trading at \$2,567. Bitcoin dominance stands at 59.61%.
- With less than 10 days until the election, certain stocks and cryptocurrencies are benefitting from Trump’s lead. \$DJT has rallied more than 21.59%, and \$DOGE has surged by over 11.7% in the last 24 hours.
- Notable headlines include Hong Kong SFC’s plan to establish a "Consultative Panel" for licensed crypto exchanges, \$GRASS being listed on OKX Futures, and \$DOGR price spiked after Elon Musk shared D.O.G.E. plans at a major Trump rally.
- In the past 24 hours, the top three gainers were \$RUNE, \$DOGE, and \$BSV, while the top three losers were \$VIRTUAL, \$SAFE, and \$APE.

**Rising GOP Trifecta Odds Could Pave Way for Crypto Bill Passage**

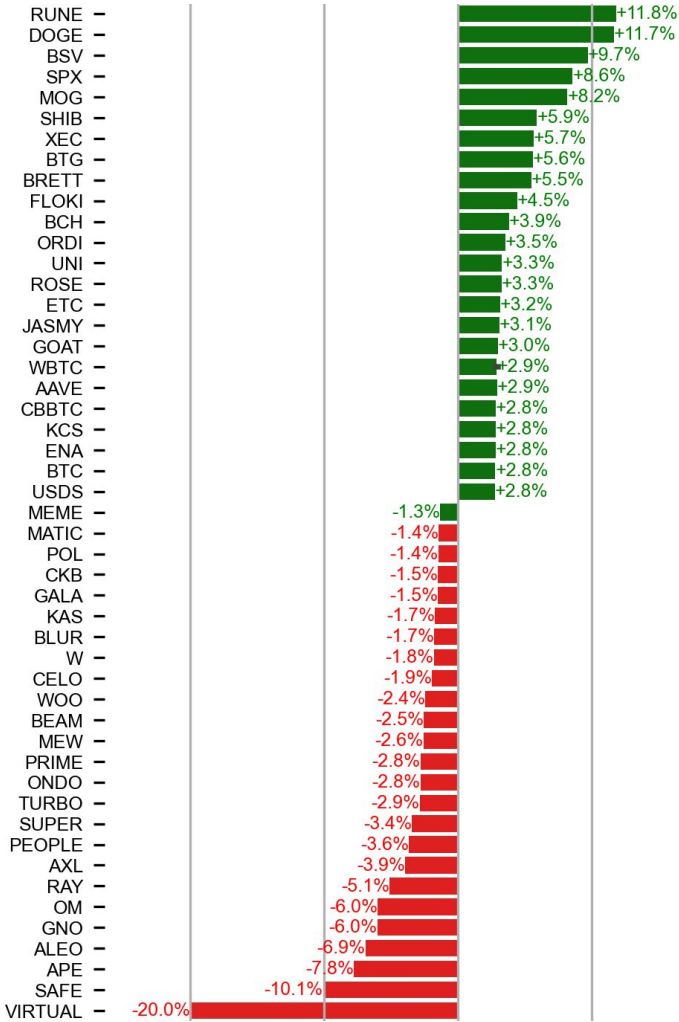
With Trump leading Harris in most polls, one possible scenario is a Republican sweep – a GOP hold on the presidency, Senate, and House. This combination would give the party greater control over legislation and the U.S. policy agenda. The odds of a Republican sweep have recently risen to 48% on Polymarket. If it materializes, crypto-related bills in Congress would have a stronger chance of passing, potentially resolving regulatory uncertainty that has held back the industry. Of the 50-plus crypto bills, six – including the market structure bill ‘FIT21’ – have already passed the House and await approval in the currently Democratic-controlled Senate. The last GOP trifecta was during Trump’s first term, but lasted only two years before Democrats regained the House in 2018.



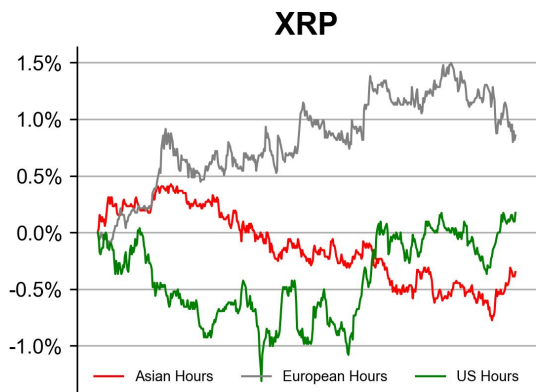
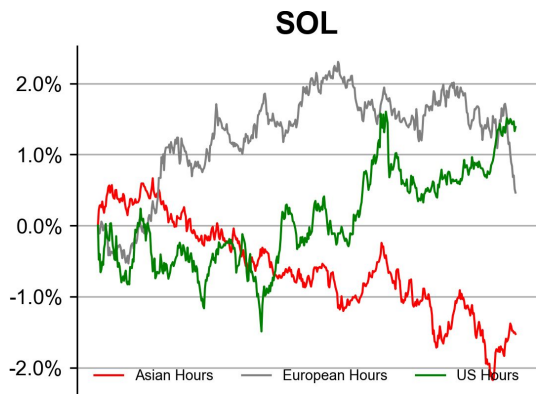
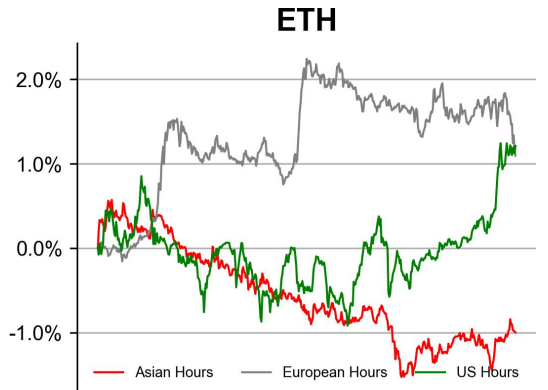
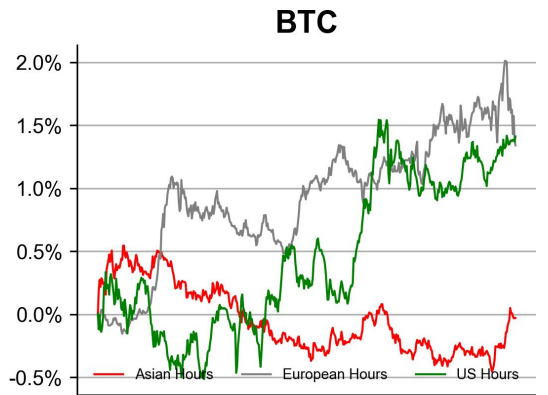
Source: Polymarket

# PRICE ACTIONS

## 24H Price Change (Top/Bottom 25 from Top 200)

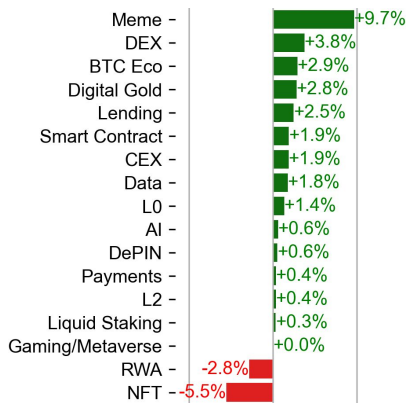
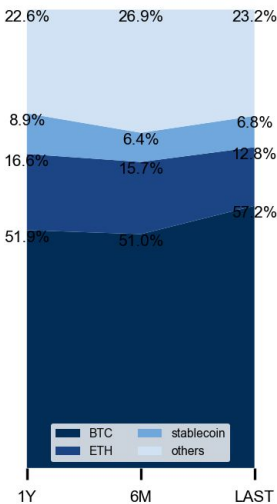


## Time Zone Analysis



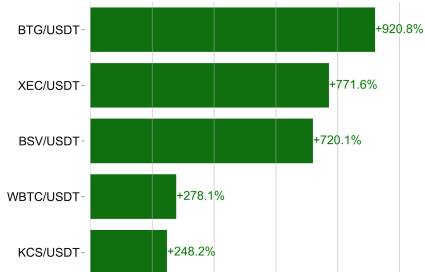
## Dominance Ratio

## Sector Performance

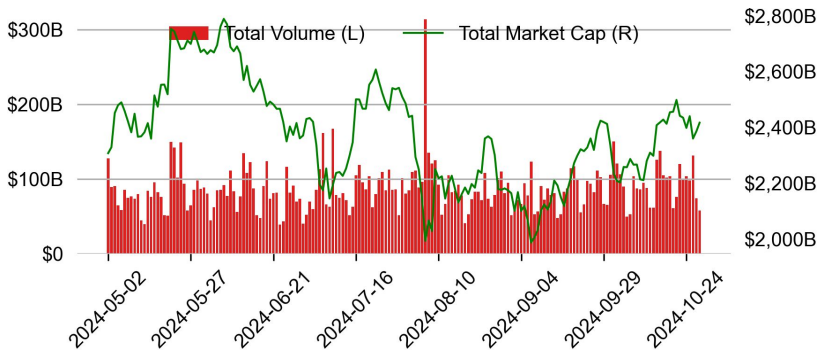


# TRADING VOLUME

## 24H Vol % Chg\*

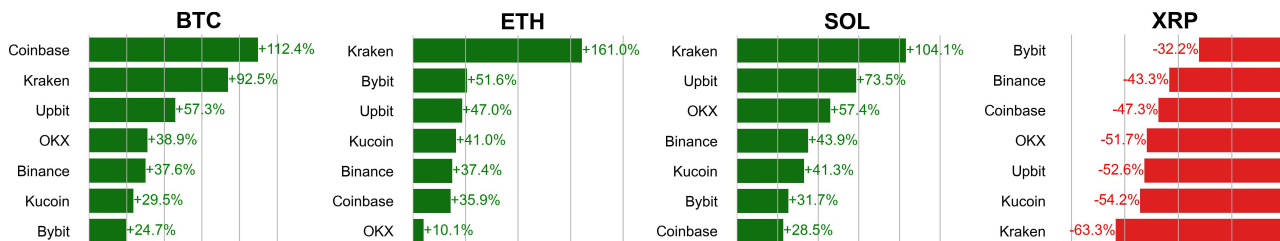


## Spot Volume



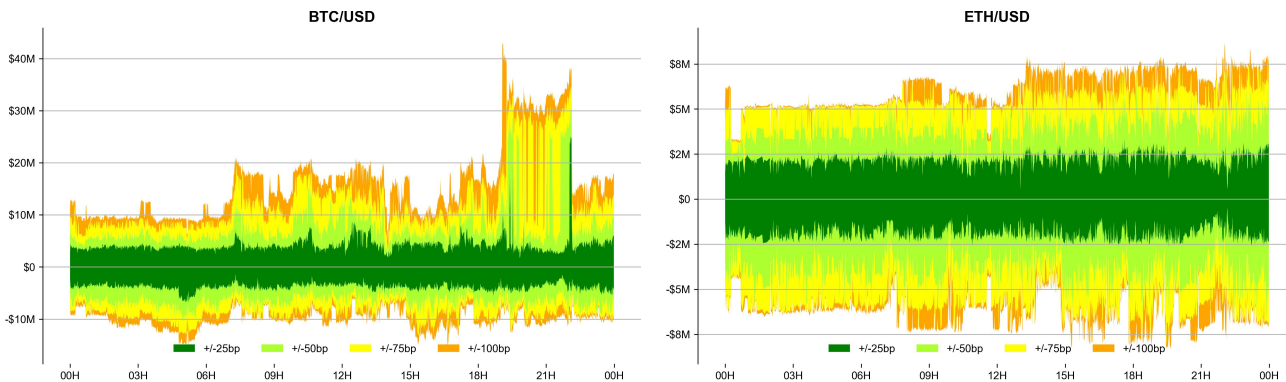
\* 5 largest 24H vol. change from the universe of top 50 assets by market cap

## Spot Volume Leaders (% chg vs ave)\*



## ORDER BOOK DEPTH (within 1% best bid/ask)

### Coinbase



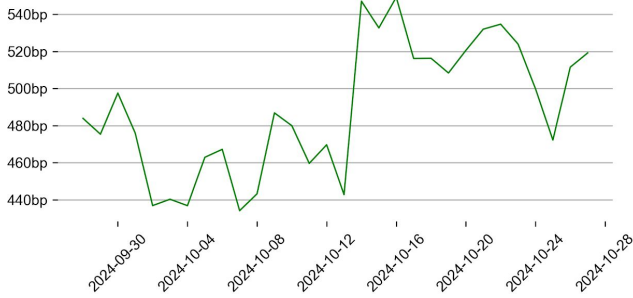
### Binance



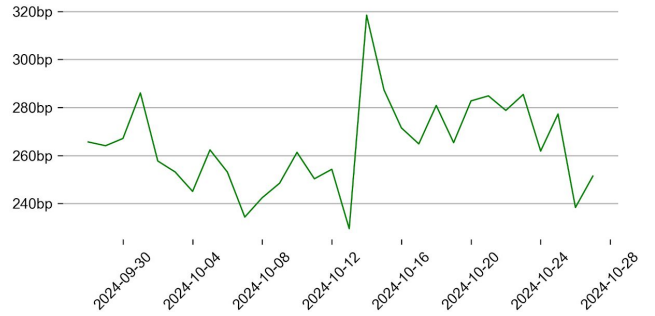
# DERIVATIVES

## Open Interest / Market Cap

### BTC

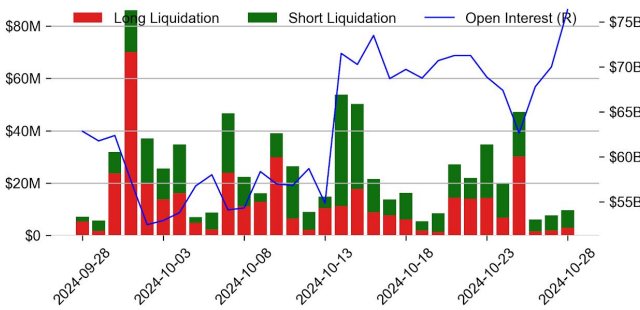


### ETH

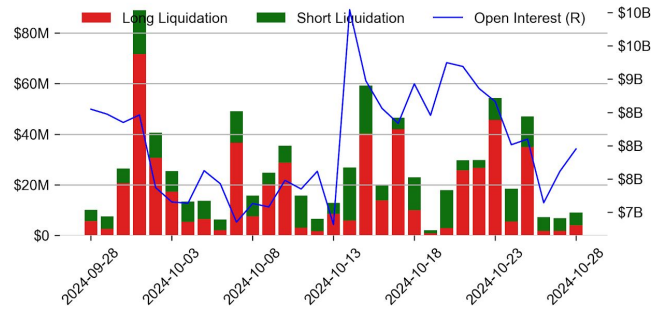


## Futures O.I. & Liquidations

### BTC

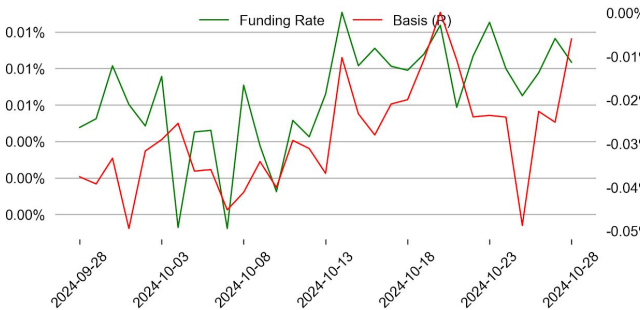


### ETH

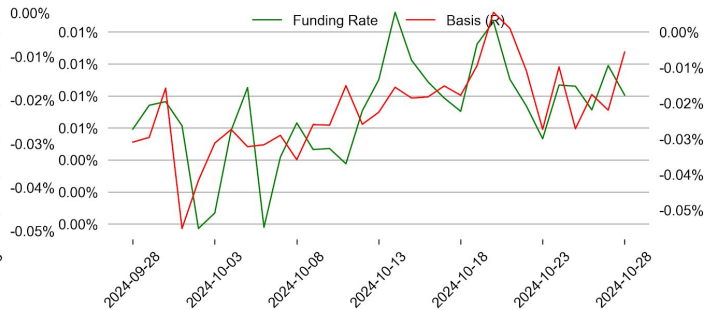


## Perps Funding Rate & Rolling Basis

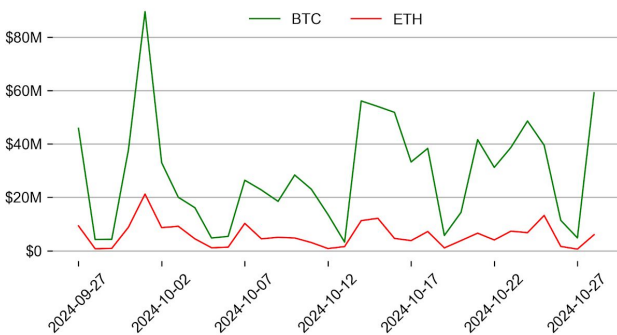
### BTC



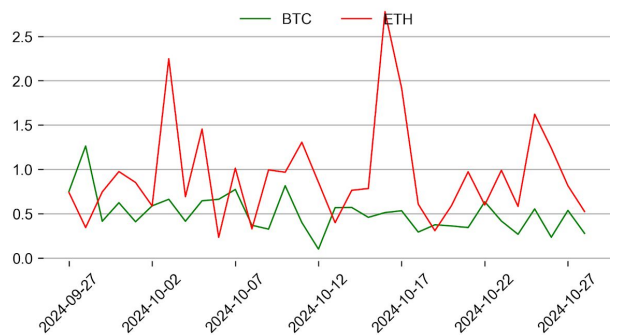
### ETH



## Option Volume



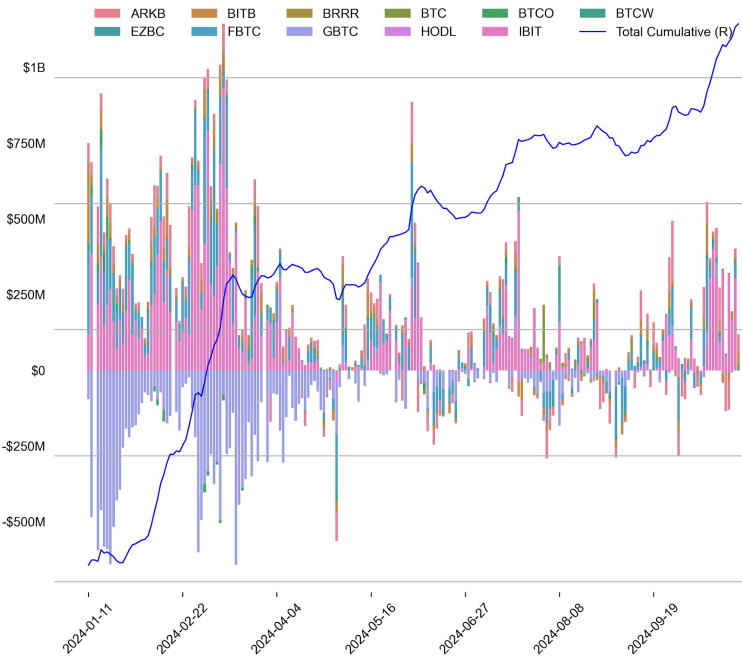
## Put Call Ratio



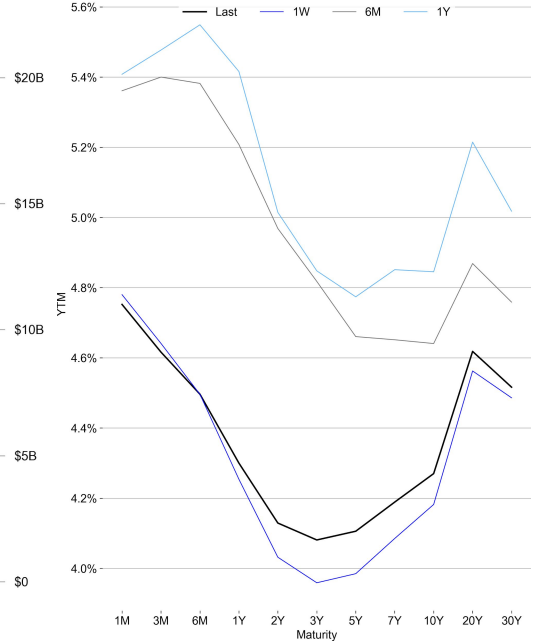
# TRADFI

|      | Stocks  |          |             |          |         | FX      |         |         |        | Commodity |         | Crypto Equity |        |        |       |
|------|---------|----------|-------------|----------|---------|---------|---------|---------|--------|-----------|---------|---------------|--------|--------|-------|
|      | S&P500  | Nasdaq   | EuroStoxx50 | HSI      | CSI300  | USD/EUR | USD/JPY | USD/CNY | DXY    | WTI       | Gold    | COIN          | MSTR   | MARA   | RIOT  |
| Last | 5823.52 | 18568.05 | 4970.55     | 20599.36 | 3964.16 | 0.9245  | 153.14  | 7.1257  | 104.29 | 67.96     | 2756.20 | 216.10        | 255.34 | 18.94  | 10.56 |
| 1D   | 0.3%    | 0.3%     | 0.6%        | 0.0%     | 0.2%    | -0.2%   | 0.1%    | 0.1%    | -0.1%  | -1.2%     | 0.3%    | 5.4%          | 9.0%   | 11.0%  | 9.5%  |
| 1M   | 1.5%    | 2.5%     | -1.9%       | -0.2%    | 7.0%    | 3.2%    | 7.7%    | 1.6%    | 3.9%   | -0.3%     | 3.3%    | 13.0%         | 44.9%  | 9.5%   | 34.7% |
| 1Y   | 41.4%   | 46.9%    | 23.8%       | 18.4%    | 11.3%   | -2.3%   | 2.4%    | -2.6%   | -2.1%  | -20.6%    | 38.6%   | 205.3%        | -37.2% | 113.8% | 10.7% |

## BTC Spot ETF Flow

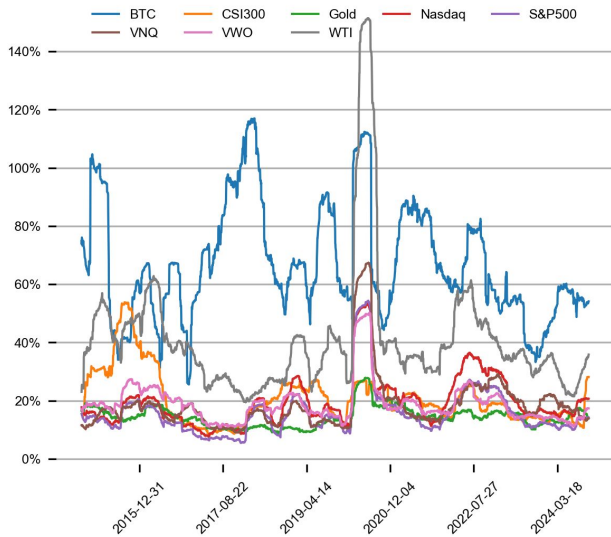


## US Treasury Yield Curve



## CROSS ASSET METRICS

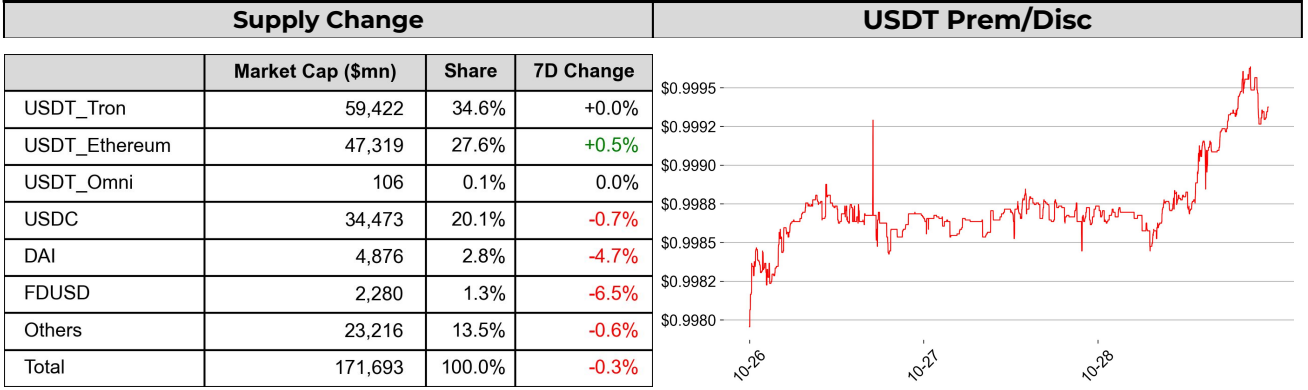
### Volatility



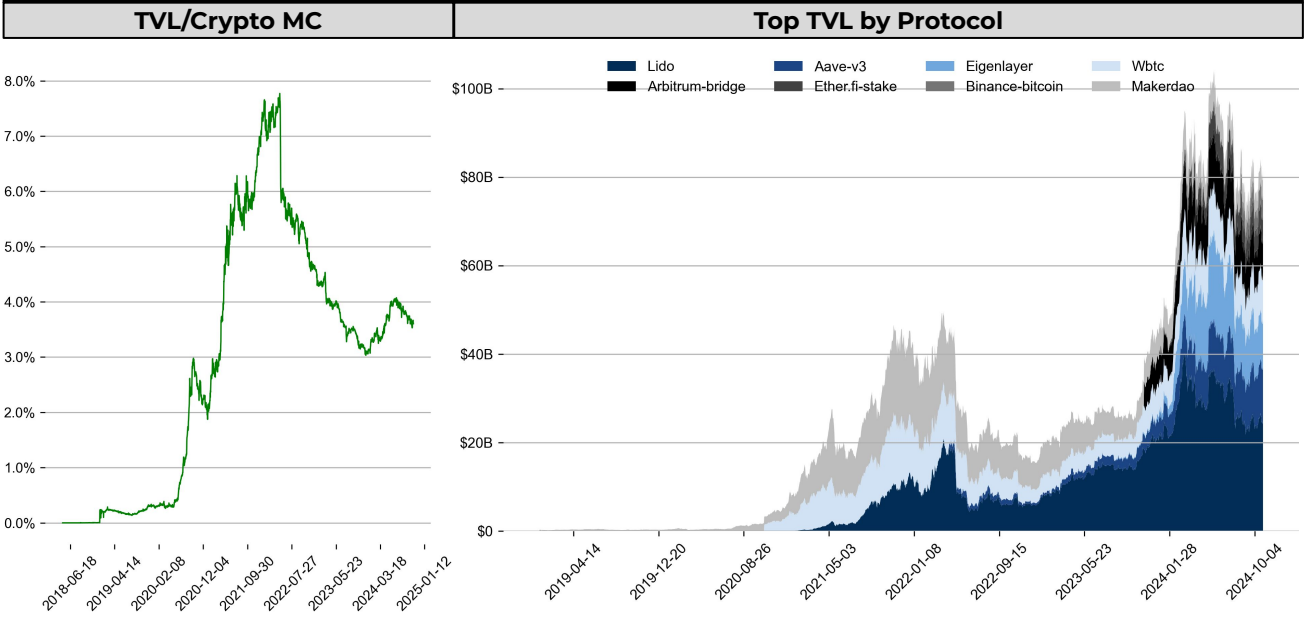
### Correlation



## STABLECOIN

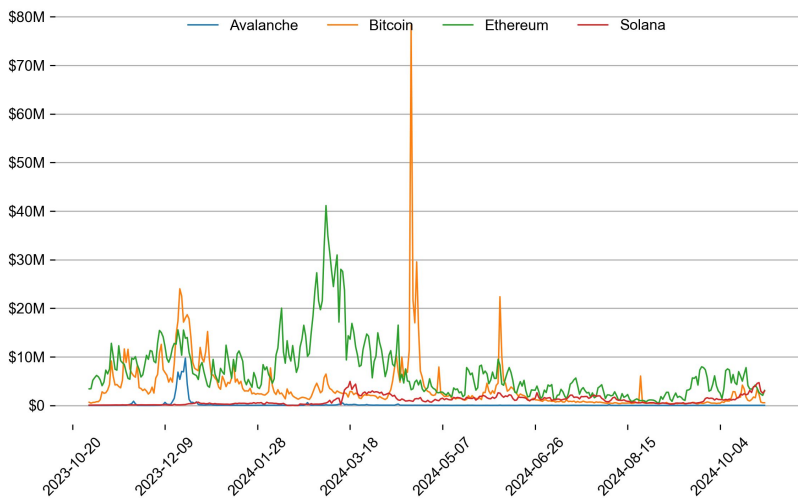


## ONCHAIN MOVES



| Top TVL Gainers* |  |  | Daily Network Fees |  |  |  |
|------------------|--|--|--------------------|--|--|--|
|------------------|--|--|--------------------|--|--|--|

| # | Name                  | 7D Change |
|---|-----------------------|-----------|
| 1 | DeSyn Liquid Strategy | +105.1%   |
| 2 | Binance Staked SOL    | +81.3%    |
| 3 | Ignition FBTC         | +54.4%    |
| 4 | Hyperliquid Spot      | +43.6%    |
| 5 | Polymarket            | +41.1%    |



\* 5 largest 7 day TVL change in % terms from the universe of minimum \$100m TVL protocols, according to DefiLlama.

## EVENTS CALENDAR

| Date         | Title                | Coins / Hosts |
|--------------|----------------------|---------------|
| Oct 30, 2024 | 175.56M Token Unlock | \$TIA         |

## DATA EXPLAINER

| Headers  | Source                             | Note  |
|--|------------------------------------|---|
| <b>PRICE ACTIONS</b><br><b>TRADING VOLUME</b><br><b>ORDER BOOK</b><br><b>DEPTH</b><br><b>DERIVATIVES</b> | Presto Labs                        | <p><b>Time Zone Analysis</b> separates out the asset's price action according to the business hours in Asia, Europe and US region. This is to identify which geography is responsible for price actions of the last 24hrs. The cut-offs are,</p> <ul style="list-style-type: none"> <li>- Asia: UTC 22:00 -1 to UTC 6:00</li> <li>- Europe: UTC 6:00 to 14:00</li> <li>- US: UTC 14:00 to 22:00</li> </ul> <p><b>Sector</b> constituents are, AI(FET, AGIX, OCEAN), BTC Eco(BCH, BSV, ICP, STX, ORDI), CEX(BNB, CRO, OKB, KCS, BGB), Data(LINK, GRT), DePIN(ICP, FIL, AR, HNT, SIA), DEX(UNI, INJ, RUNE, SNX, DYDX, OSMO, CRV, CAKE, GMX), Digital Gold(BTC), Gaming/Metaverse(IMX, BEAM, SAND, GALA, AXS, WEMIX, RON), L0(AVAX, DOT, TIA), L2(MATIC, OP, MNT, ARB, STRK), Lending(MKR, AAVE, COMP), Liquid Staking(LDO, RPL, JTO), Meme(DOGE, SHIB, FLOKI), NFT(APE, BLUR), Payments(XRP, LTC, XLM, XMR, ZEC), RWA(ONDO, CFG), Smart Contract(ETH, BNB, SOL, ADA, TRX, TON, APT, NEAR, HBAR, VET, ALGO, FTM, SUI, FLOW, MINA). The sector return is market-cap weighted average of the constituents' returns.</p> <p><b>Exchanges:</b> 24H spot price &amp; volume % changes and dominance ratios are from CoinGecko. Time Zone Analysis is based on data from Binance. Spot volume leaders are based on data from Binance Bybit, Coinbase, Kraken, OKX, KuCoin, HTX, Upbit, Gate.io. Futures data are from Binance OKX, Bybit, KuCoin. Options data are from Deribit.</p> |
| <b>TRADFI</b>  | Investing.com<br>Farside Investors | <p><b>BTC Spot ETF Flows</b> are based on data shown on farside.co.uk at UTC 03:00. Due to varying data reporting schedules among ETF sponsors, the figures may not encompass data from all 10 ETFs.</p>  |
| <b>STABLECOIN</b><br><b>ONCHAIN MOVES</b>  | DefiLlama                          | <p><b>Stablecoin Supply</b> is a proxy for fiat on/off ramp from TradFi into crypto.</p> <p><b>USDT Prem/Disc</b> reflects the USDT supply/demand imbalance, approximating the market's risk aversion towards USDT specifically, and/or the crypto market more broadly. The data is from Coinbase.</p> <p><b>TVL/ Crypto MC Ratio</b> = Total Value Locked / Crypto Market Cap. The ratio neutralizes the TVL changes caused by asset price fluctuations.</p>   |
| <b>EVENTS CALENDAR</b>   | CoinMarketCap<br>Layer GG          | <p><b>Events Calendar</b> provides a summary of major events happening throughout the month.</p>  |

\* The Daily Market Brief is published every business day, following the Singapore calendar, excluding public holidays



## About Presto

Founded in 2014, Presto is a proprietary trading and financial services firm specializing in algorithmic trading across both digital assets and traditional markets. With a focus on delivering exceptional value for clients through a rigorous, research-driven approach to investment and trade execution, Presto processes over 100 million trades daily. The company maintains a global presence with offices in various countries, including Singapore. Presto Research is a research unit within Presto.

Find out more at <https://www.prestolabs.io>.

Follow Presto for more content: [X](#), [LinkedIn](#)

Follow Presto Research for latest research : [X](#), [Telegram](#)

---

## Authors

**Peter Chung**, Head of Research [X](#), [Telegram](#), [LinkedIn](#)

**Min Jung**, Research Analyst [X](#), [Telegram](#), [LinkedIn](#)

---

## Required Disclosures

*Any expression of opinion (which may be subject to change without notice) is personal to the author and the author makes no guarantee of any sort regarding accuracy or completeness of any information or analysis supplied. The views and opinions expressed herein are those of the author(s) and do not necessarily reflect the views of Presto Labs or its affiliates. This material by itself, is not and should not be construed as an offer or a solicitation to deal in any investment product or to enter into any legal relations. This material is for informational purposes only and is only intended for sophisticated investors, and is not intended to provide accounting, legal, or tax advice, or investment recommendations, or an official statement of Presto Labs or its affiliates. Presto Labs, its affiliates and its employees make no representation and assume no liability to the accuracy or completeness of the information provided. Presto Labs, its affiliates and its employees also do not warrant that such information and publications are accurate, up to date or applicable to the circumstances of any particular case. Certain statements in this document provide predictions and there is no guarantee that such predictions are currently accurate or will ultimately be realized. Prior results that are presented here are not guaranteed and prior results do not guarantee future performance. Recipients should consult their advisors before making any investment decision. Presto Labs or its affiliates may have financial interests in, or relationships with, some of the assets, entities and/or publications discussed or otherwise referenced in the materials. Certain links that may be provided in the materials are provided for convenience and do not imply Presto Labs' endorsement, or approval of any third-party websites or their content. Any use, review, retransmission, distribution, or reproduction of these materials, in whole or in part, is strictly prohibited in any form without the express written approval of Presto Labs. Presto Research and related logos are trademarks of Presto Labs, or its affiliates.*