

BTC	\$94,994.98 +1.3%	S&P500	5,528.73 +0.1%	US 10Y	4.2140% -0.0260PPT	WTI	\$62.02 -1.6%
ETH	\$1,799.24 +0.4%	Nasdaq	17,366.13 -0.1%	DXY	99.04 -0.7%	Gold	\$3,348.09 +1.5%

- The crypto market remains mostly unchanged. As of now, \$BTC is trading at \$94,994 and \$ETH is trading at \$1,799. Bitcoin dominance stands at 64.38%.
- Strategy announced that it has acquired 15,355 BTC for \$1.42 billion at an average price of \$92,737 per BTC. Currently, Strategy holds 553,555 BTC, valued at \$37.90 billion with an average purchase price of \$68,459.
- A few headlines from the weekend include: \$XMR surging after \$330 million in Bitcoin (3,520 BTC) vanished from a potential victim’s wallet in a suspicious transfer; AI robotics company Rice Robotics announcing the launch of the Floki AI-powered companion robot; and the Arizona Legislature passing a bitcoin reserve bill (see below).
- Over the past 24 hours, the top three gainers were \$VIRTUAL, \$FLOKI, and \$LAYER, while the top three losers were \$PENGU, \$PI, and \$OM.

Bitcoin Reserve: Arizona Nears First-State Milestone

Arizona’s Bitcoin Reserve Bill (SB 1373) has cleared both the House and Senate, a major milestone, and now awaits Governor Katie Hobbs’ signature. If signed, the bill – allowing up to 10% of a new reserve fund to be invested in Bitcoin – would make Arizona the first U.S. state to enact such a law. However, approval isn’t guaranteed; Hobbs has previously vetoed crypto-related bills over “energy concerns.” On a positive note, the moratorium on her blanket veto pledge was lifted a few days ago after the legislature resolved her demand for disability services funding, opening the door for potential negotiations. If approved, Arizona’s pioneering move could trigger game theory dynamics, encouraging other states to follow suit Stay tuned.

SB1025 ROGERS

VOTING: 04:58

public monies; investment; virtual currency

Ayes31

Nays25

Not Voting4

Excused0

Vacant0

SYSTEM OPEN

NV ABEYTIA

N CREWS

Y KOLODIN

Y POWELL

N AGUILAR

N DE LOS SANTOS

Y KUPPER

Y RIVERO

N AUSTIN

Y DIAZ

N LIGUORI

N SANDOVAL

Y BIASIUCCI

Y FINK

N LIVINGSTON

N SIMACEK

Y BLACKMAN

N GARCIA

Y LOPEZ

NV STAHL HAMILTON

N BLATTMAN

Y GILLETTE

N LUNA-NÁJERA

Y TAYLOR

Y BLISS

N GRESS

N MÁRQUEZ

NV TRAVERS

Y CARBONE

Y GRIFFIN

Y MARSHALL

N TSOSIE

Y CARTER N

N GUTIERREZ

Y MARTINEZ

N VILLEGAS

N CARTER P

Y HEAP

N MATHIS

N VOLK

N CAVERO

Y HENDRIX

N NGUYEN

Y WAY

Y CHAPLIK

Y HERNANDEZ A

Y OLSON

Y WENINGER

N CONNOLLY

Y HERNANDEZ C

Y PEÑA

Y WILLOUGHBY

N CONTRERAS L

Y HERNANDEZ L

N PESHAKAI

Y WILMETH

N CONTRERAS P

Y KESHEL

NV PINGERELLI

Y SPEAKER MONTENEGRO

Senate Is Off The Floor

THIRD READING 1

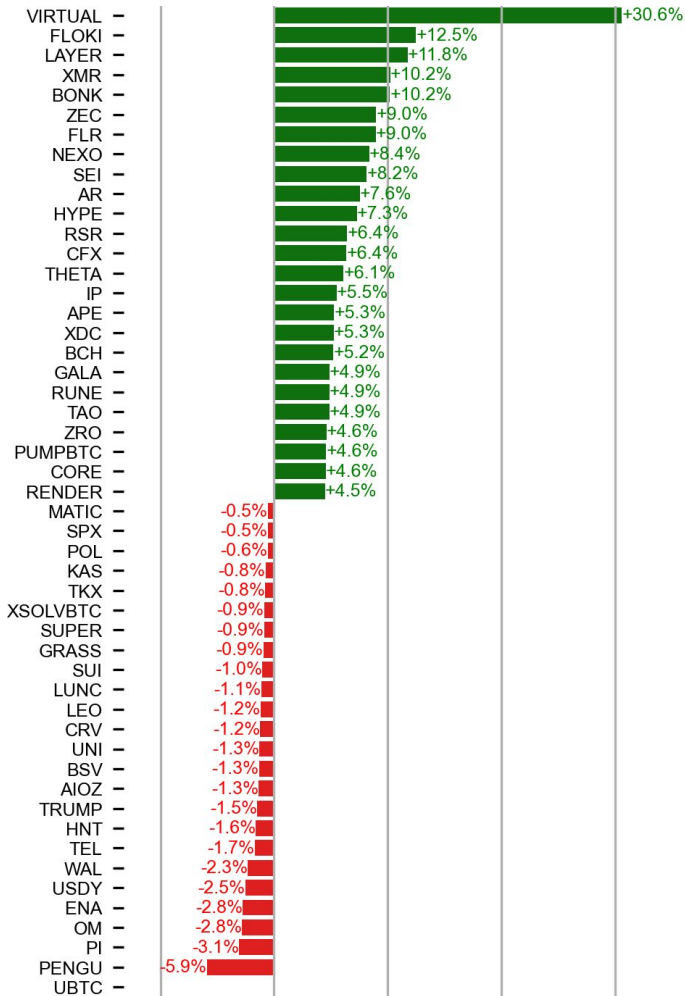
1:47:03 PM

Source: Arizona State Legislature

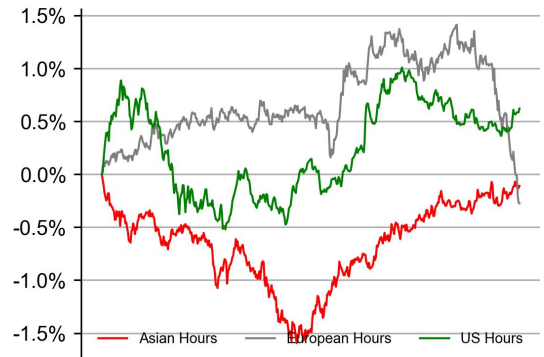
PRICE ACTIONS

24H Price Change (Top/Bottom 25 from Top 200)

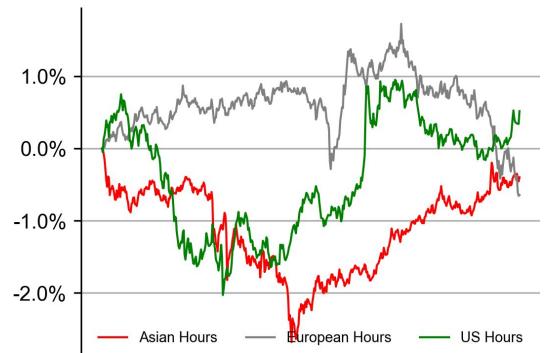
Time Zone Analysis



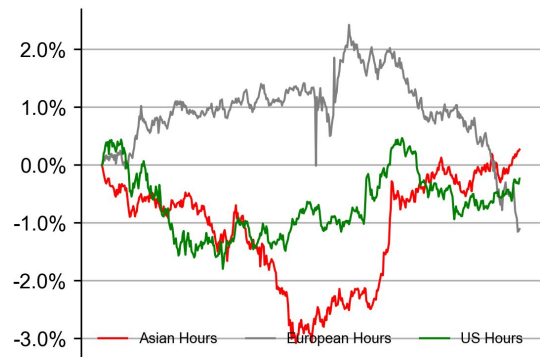
BTC



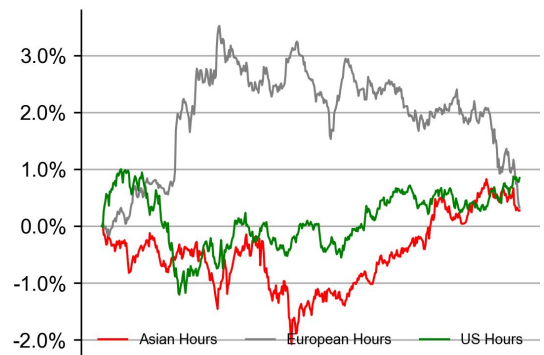
ETH



SOL

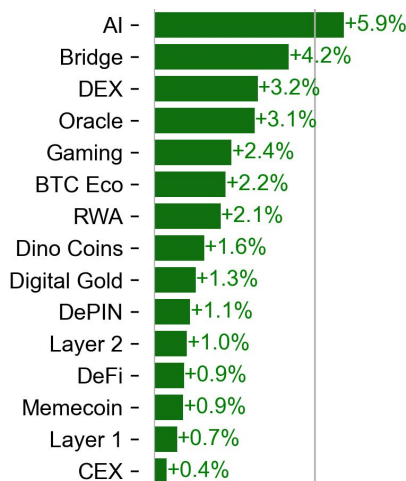
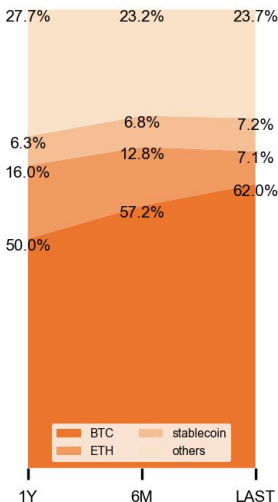


XRP



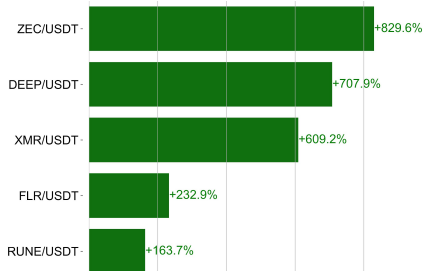
Dominance Ratio

Sector Performance



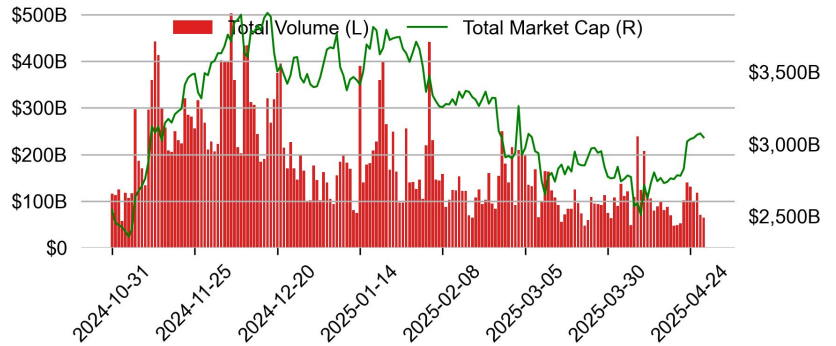
TRADING VOLUME

24H Vol % Chg*

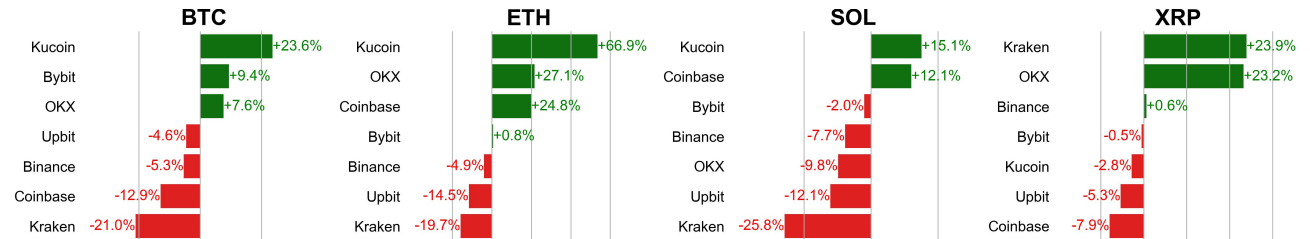


* 5 largest 24H vol. change from the universe of top 50 assets by market cap

Spot Volume

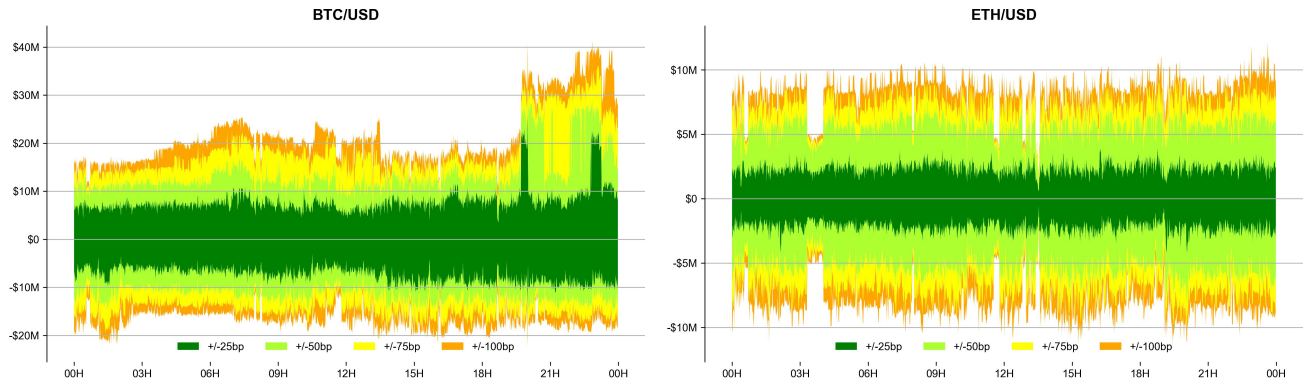


Spot Volume Leaders (% chg vs ave)*

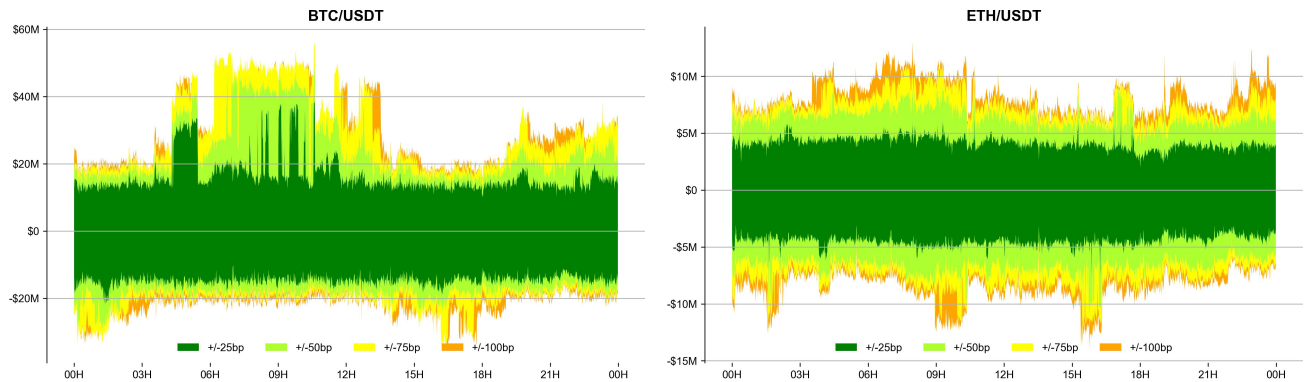


ORDER BOOK DEPTH (within 1% best bid/ask)

Coinbase



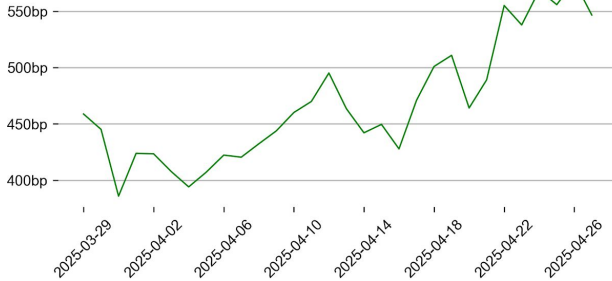
Binance



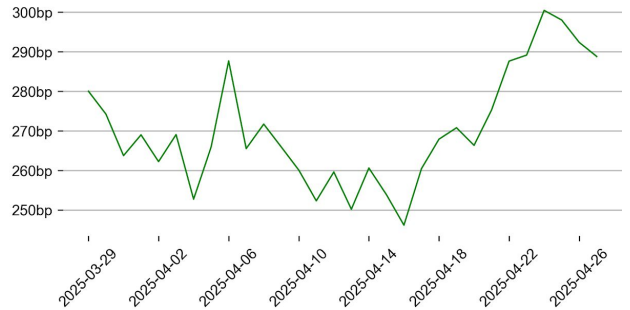
DERIVATIVES

Open Interest / Market Cap

BTC

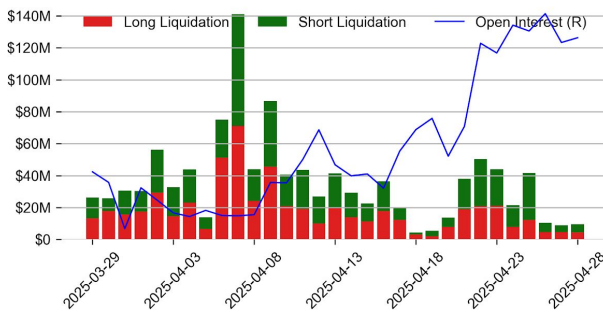


ETH

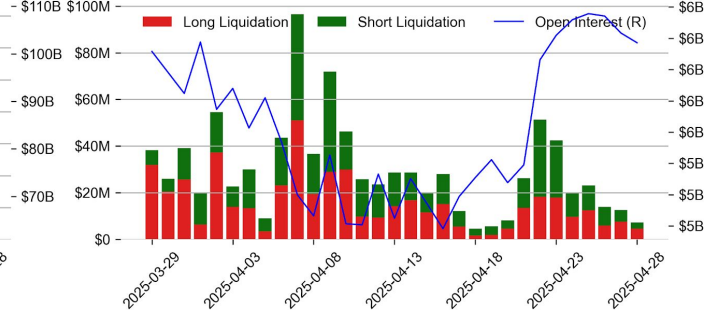


Futures O.I. & Liquidations

BTC

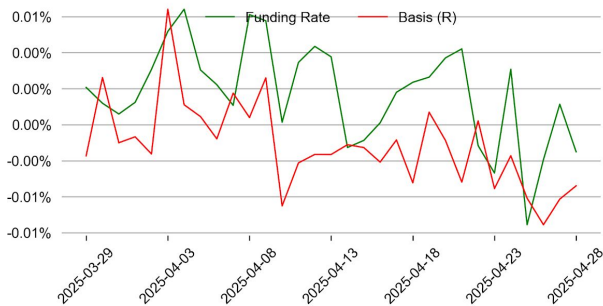


ETH

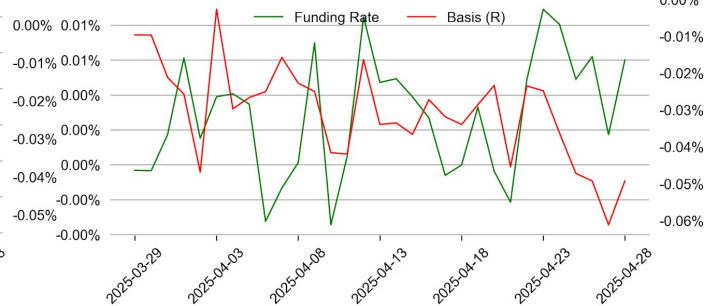


Perps Funding Rate & Rolling Basis

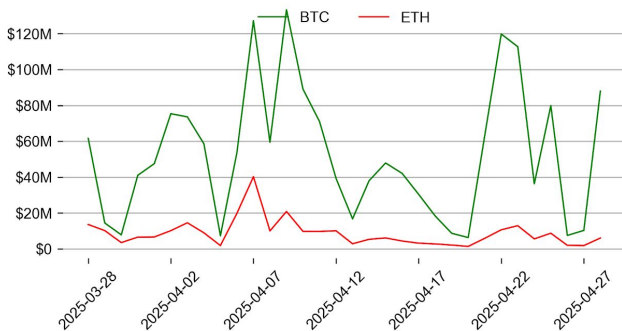
BTC



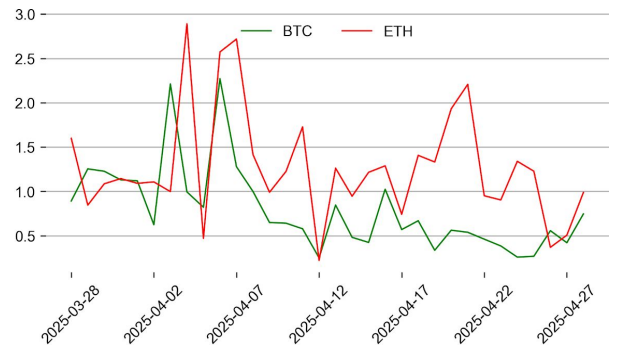
ETH



Option Volume



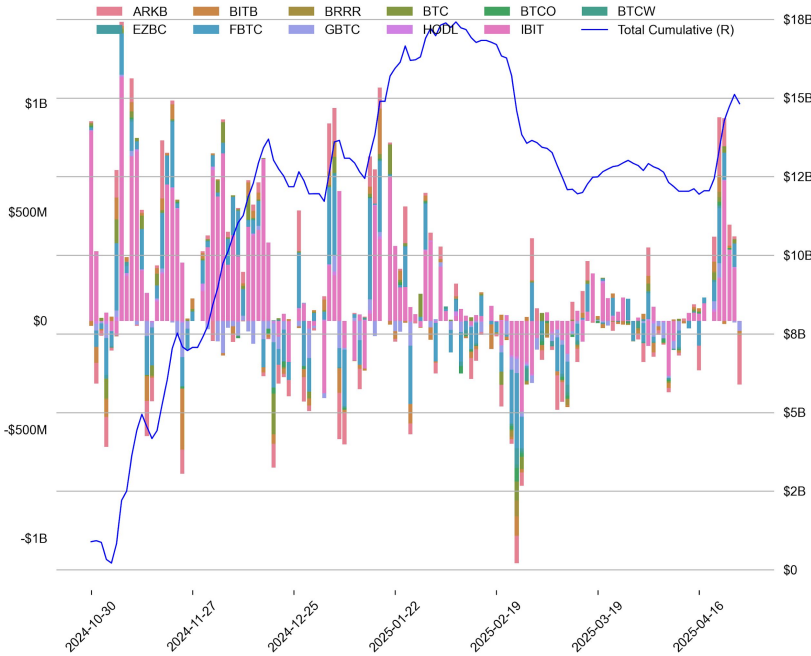
Put Call Ratio



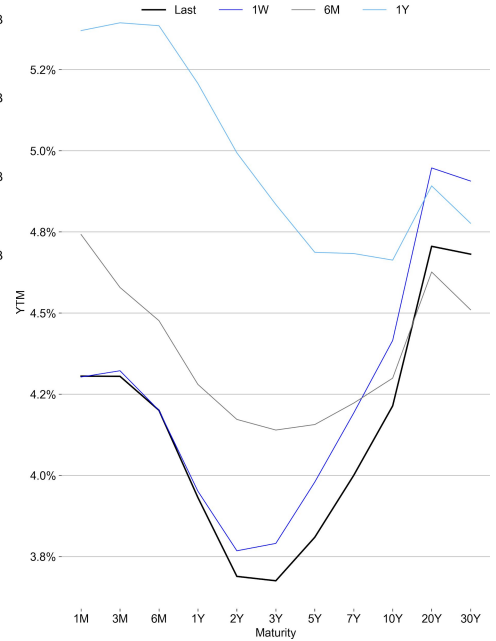
TRADFI

	Stocks					FX				Commodity		Crypto Equity			
	S&P500	Nasdaq	EuroStoxx50	HSI	CSI300	USD/EUR	USD/JPY	USD/CNY	DXY	WTI	Gold	COIN	MSTR	MARA	RIOT
Last	5528.73	17366.13	5170.75	21971.96	3781.62	0.8766	142.18	7.2942	99.04	62.02	3348.09	205.29	369.22	14.00	7.63
1D	0.1%	-0.1%	0.3%	-0.0%	-0.1%	-0.4%	-1.0%	0.1%	-0.7%	-1.6%	1.5%	-2.1%	0.1%	-2.1%	-1.8%
1M	-0.9%	0.2%	-3.0%	-6.2%	-3.4%	-5.1%	-5.1%	0.4%	-4.8%	-10.6%	7.5%	18.0%	27.6%	12.3%	3.0%
1Y	8.4%	9.0%	3.3%	24.5%	5.5%	-6.2%	-10.2%	0.7%	-6.5%	-26.0%	43.4%	-13.1%	-71.2%	-27.9%	-36.0%

BTC Spot ETF Flow

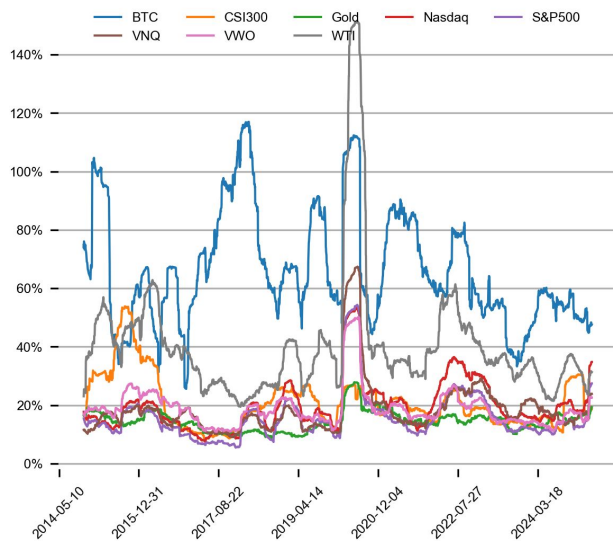


US Treasury Yield Curve

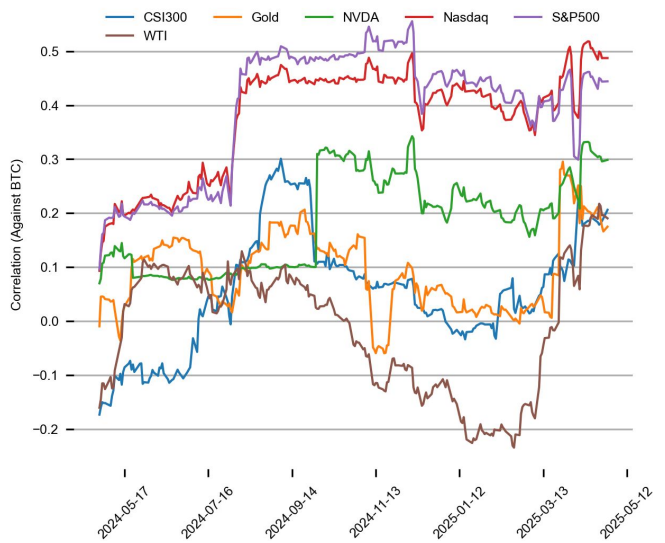


CROSS ASSET METRICS

Volatility



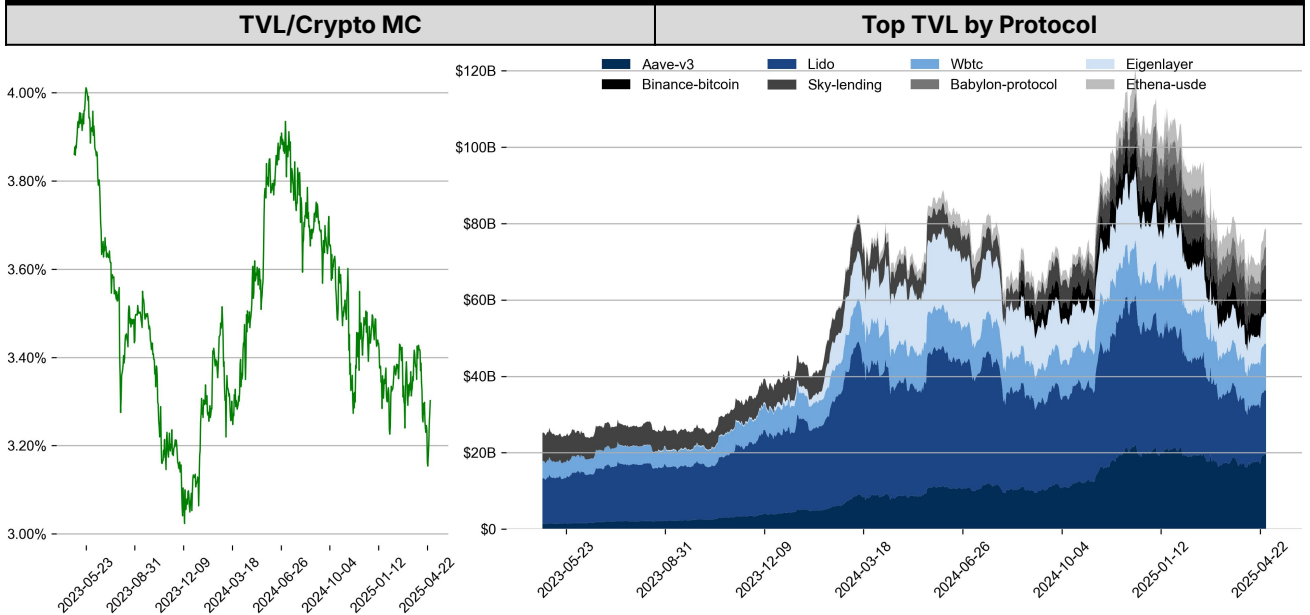
Correlation



STABLECOIN

Supply Change				USDT Prem/Disc
	Market Cap (\$mn)	Share	7D Change	
USDT_Trone	70,432	29.4%	+3.2%	
USDT_Ethereum	64,555	26.9%	+1.8%	
USDT_Omni	83	0.0%	0.0%	
USDC	62,051	25.9%	+1.9%	
DAI	4,107	1.7%	+2.1%	
FDUSD	1,215	0.5%	-8.4%	
Others	37,240	15.5%	+3.4%	
Total	239,682	100.0%	+2.4%	

ONCHAIN MOVES



Top TVL Gainers*

#	Name	7D Change
1	Babylon Protocol	+75.9%
2	SpringSui	+63.6%
3	Yei Finance	+61.9%
4	Suilend	+57.7%
5	Haedal Protocol	+50.4%

Daily Network Fees

* 5 largest 7 day TVL change in % terms from the universe of minimum \$100m TVL protocols, according to DefiLlama.

EVENTS CALENDAR

Date	Title	Coins / Hosts
Apr 2, 2025	US Tariff Announcement	
Apr 2, 2025	\$14.9M Unlock	\$ENA
Apr 2, 2025	Q2 Roadmap	\$MNT
Apr 3, 2025	Initial Jobless Claims	
Apr 3, 2025	\$117M Unlock	\$W
Apr 4, 2025	US Unemployment Rate	
Apr 4, 2025	Fed Chair Powell Speaks	
Apr 7, 2025	\$66M Unlock	\$SOL
Apr 9, 2025	\$22M Unlock	\$MOVE
Apr 10, 2025	US CPI	
Apr 11, 2025	US PPI	
Apr 11, 2025	SEC Virtual Asset TF 1st Roundtable	
Apr 14, 2025	SEC- Binance Lawsuit Pause Deadline	
Apr 16, 2025	SEC - XRP Appeal Statement Submission	
Apr 18, 2025	\$412M Token Unlock	\$TRUMP
Apr 22, 2025	Earnings Call	\$TSLA
Apr 23, 2025	US Beige Book	
Apr 23, 2025	Earnings Call	\$META
Apr 23, 2025	Earnings Call	\$GOOGL
Apr 23, 2025	Earnings Call	\$MSFT
Apr 25, 2025	SEC Virtual Asset TF 2nd Roundtable	
Apr 30, 2025	BoJ Interest Rate Decision	

DATA EXPLAINER

Headers	Source	Note
PRICE ACTIONS TRADING VOLUME ORDER BOOK DEPTH DERIVATIVES	Presto Labs	<p>Time Zone Analysis separates out the asset's price action according to the business hours in Asia, Europe and US region. This is to identify which geography is responsible for price actions of the last 24hrs. The cut-offs are,</p> <ul style="list-style-type: none"> - Asia: UTC 22:00 -1 to UTC 6:00 - Europe: UTC 6:00 to 14:00 - US: UTC 14:00 to 22:00 <p>Sector constituents are, AI(FET, AGIX, OCEAN), BTC Eco(BCH, BSV, ICP, STX, ORDI), CEX(BNB, CRO, OKB, KCS, BGB), Data(LINK, GRT), DePIN(ICP, FIL, AR, HNT, SIA), DEX(UNI, INJ, RUNE, SNX, DYDX, OSMO, CRV, CAKE, GMX), Digital Gold(BTC), Gaming/Metaverse(IMX, BEAM, SAND, GALA, AXS, WEMIX, RON), LO(AVAX, DOT, TIA), L2(MATIC, OP, MNT, ARB, STRK), Lending(MKR, AAVE, COMP), Liquid Staking(LDO, RPL, JTO), Meme(DOGE, SHIB, FLOKI), NFT(APE, BLUR), Payments(XRP, LTC, XLM, XMR, ZEC), RWA(ONDO, CFG), Smart Contract(ETH, BNB, SOL, ADA, TRX, TON, APT, NEAR, HBAR, VET, ALGO, FTM, SUI, FLOW, MINA). The sector return is market-cap weighted average of the constituents' returns.</p> <p>Exchanges: 24H spot price & volume % changes and dominance ratios are from CoinGecko. Time Zone Analysis is based on data from Binance. Spot volume leaders are based on data from Binance Bybit, Coinbase, Kraken, OKX, KuCoin, HTX, Upbit, Gate.io. Futures data are from Binance OKX, Bybit, KuCoin. Options data are from Deribit.</p>
TRADFI	Investing.com Farside Investors	<p>BTC Spot ETF Flows are based on data shown on farside.co.uk at UTC 03:00. Due to varying data reporting schedules among ETF sponsors, the figures may not encompass data from all 10 ETFs.</p>
STABLECOIN ONCHAIN MOVES	DefiLlama	<p>Stablecoin Supply is a proxy for fiat on/off ramp from TradFi into crypto.</p> <p>USDT Prem/Disc reflects the USDT supply/demand imbalance, approximating the market's risk aversion towards USDT specifically, and/or the crypto market more broadly. The data is from Coinbase.</p> <p>TVL/ Crypto MC Ratio = Total Value Locked / Crypto Market Cap. The ratio neutralizes the TVL changes caused by asset price fluctuations.</p>
EVENTS CALENDAR	CoinMarketCap Layer GG	<p>Events Calendar provides a summary of major events happening throughout the month.</p>

* The Daily Market Brief is published every business day, following the Singapore calendar, excluding public holidays

About Presto

Presto is an algorithmic trading firm where researchers and engineers solve challenging problems in global financial markets. Our core strength lies in combining engineering, mathematics, and science to navigate both digital asset and traditional finance markets with precision. Presto Research, our research unit, provides expert-driven insights to help navigate these markets effectively.

Find out more at <https://www.prestolabs.io>.

Follow Presto for more content: [X](#), [LinkedIn](#)

Follow Presto Research for latest research : [X](#), [Telegram](#)

Authors

Peter Chung, Head of Research [X](#), [Telegram](#), [LinkedIn](#)

Min Jung, Research Analyst [X](#), [Telegram](#), [LinkedIn](#)

Required Disclosures

Any expression of opinion (which may be subject to change without notice) is personal to the author and the author makes no guarantee of any sort regarding accuracy or completeness of any information or analysis supplied. The views and opinions expressed herein are those of the author(s) and do not necessarily reflect the views of Presto or its affiliates. This material by itself, is not and should not be construed as an offer or a solicitation to deal in any investment product or to enter into any legal relations. This material is for informational purposes only and is only intended for sophisticated investors, and is not intended to provide accounting, legal, or tax advice, or investment recommendations, or an official statement of Presto or its affiliates. Presto, its affiliates and its employees make no representation and assume no liability to the accuracy or completeness of the information provided. Presto, its affiliates and its employees also do not warrant that such information and publications are accurate, up to date or applicable to the circumstances of any particular case. Certain statements in this document provide predictions and there is no guarantee that such predictions are currently accurate or will ultimately be realized. Prior results that are presented here are not guaranteed and prior results do not guarantee future performance. Recipients should consult their advisors before making any investment decision. Presto or its affiliates may have financial interests in, or relationships with, some of the assets, entities and/or publications discussed or otherwise referenced in the materials. Certain links that may be provided in the materials are provided for convenience and do not imply Presto's endorsement, or approval of any third-party websites or their content. Any use, review, retransmission, distribution, or reproduction of these materials, in whole or in part, is strictly prohibited in any form without the express written approval of Presto. Presto Research and related logos are trademarks of Presto, or its affiliates.