

Jul 2, 2024 (UTC -02:00)

Stablecoins' Growth As #1 Killer App Continues

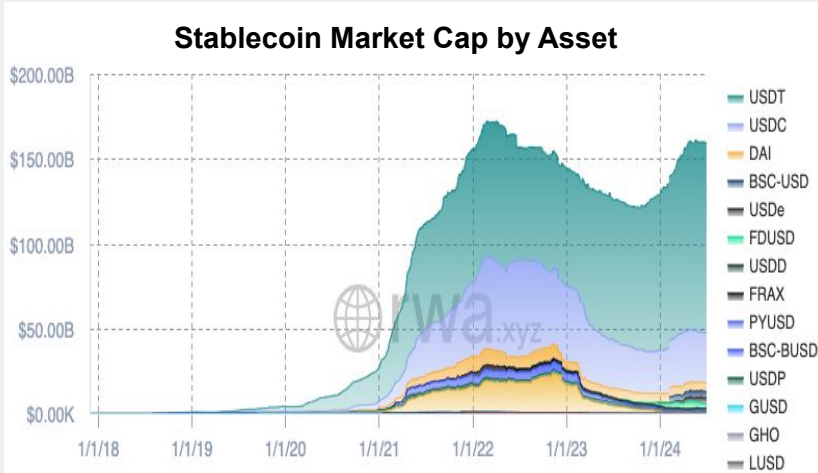
BTC	\$62,754.26 +2.9%	S&P500	5,460.48 -0.4%	US 10Y	4.4119% +0.0198PPT	WTI	\$81.73 +0.2%
ETH	\$3,437.84 +1.8%	Nasdaq	17,723.83 -0.8%	DXY	105.73 -0.1%	Gold	\$2,335.00 -0.2%

- The market saw a small rally during Asian hours, with \$BTC once reaching \$63.5k, up 3%. \$BTC is now at \$62,890, and \$ETH is at \$3,442.
- Circle announced that USDC and EURC are now available under the new EU Stablecoin Law. As Europe's MiCA crypto framework comes into play, USDC issuer Circle has secured the EU's first stablecoin license.
- Other headlines include Sony preparing to launch a crypto exchange after acquiring Amber in Japan, \$PTC being listed on Bybit, and "Roaring Kitty" being sued in New York for securities fraud.
- During the last 24 hours, the top three gainers were \$BONK, \$ASTR, and \$ZRO, while the top three losers were \$ARKM, \$POPCAT, and \$FET

Stablecoins' Growth As #1 Killer App Continues

Those claiming that blockchain has no real use should look no further than stablecoins to realize their fallacy. After 10 years of growth, their combined market cap stands at \$160 billion, making them the third-largest component in the entire crypto market after BTC and ETH. With its value proposition as a frictionless value exchange rail, blockchain finds PMF in cases where globally sought-after assets change hands frequently. Tokenized USD perfectly fits that profile. The overnight headlines indicate that

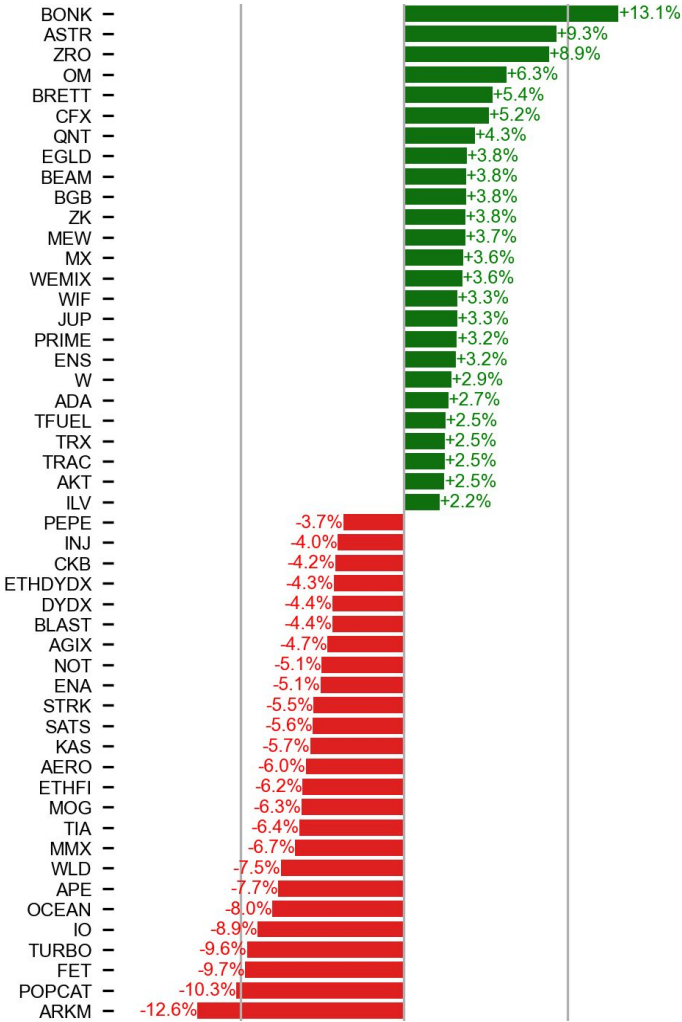
mainstream adoption will only continue. Press reports that Circle has secured an Electronic Money Institution license, becoming the first stablecoin issuer to be fully MiCA-compliant. Separately, Tether introduced a payment option in the Philippines, allowing its 115 million citizens to pay their Social Security System contributions in USDT. Even after such stellar growth, stablecoins account for only 0.76% of the M2 money supply, implying we are still very early.



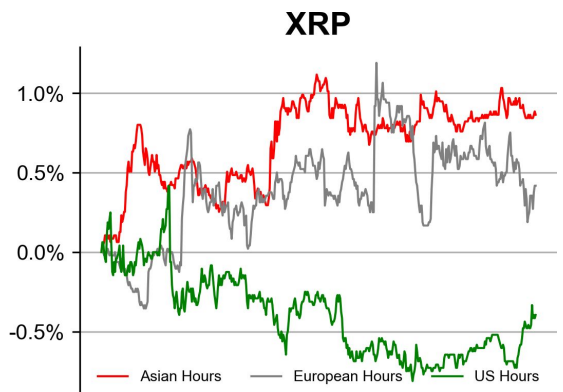
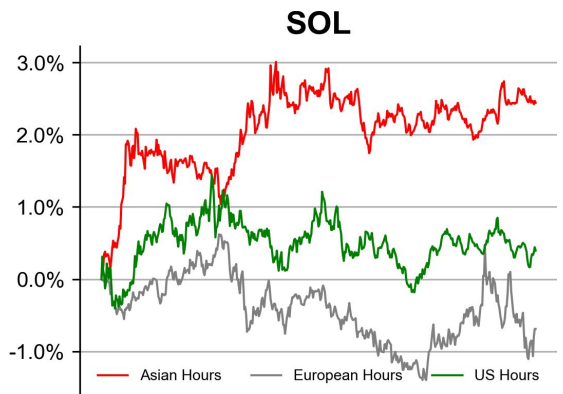
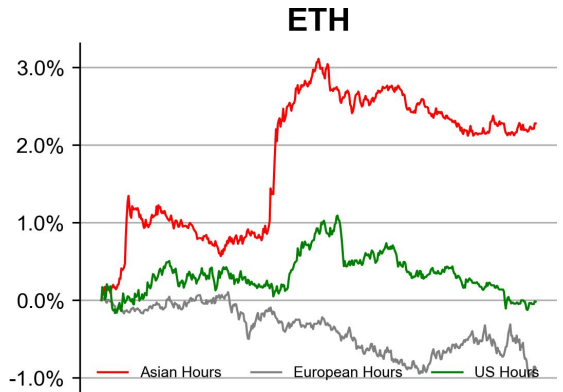
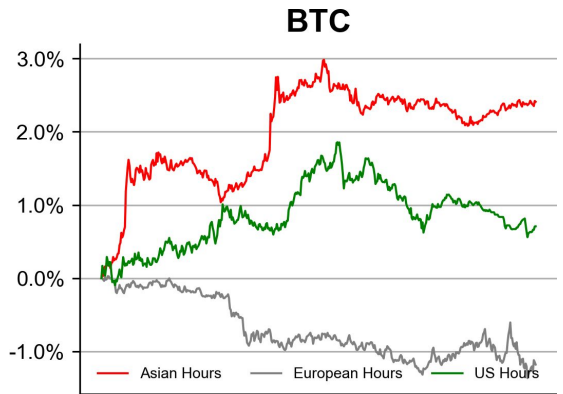
Source: rwa.xyz

PRICE ACTIONS

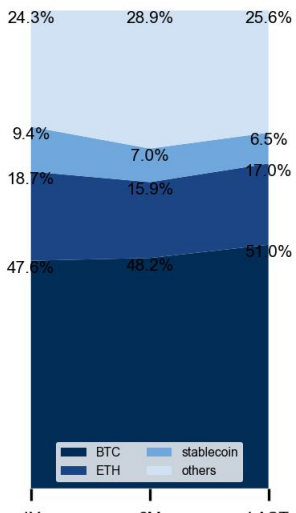
24H Price Change (Top/Bottom 25 from Top 200)



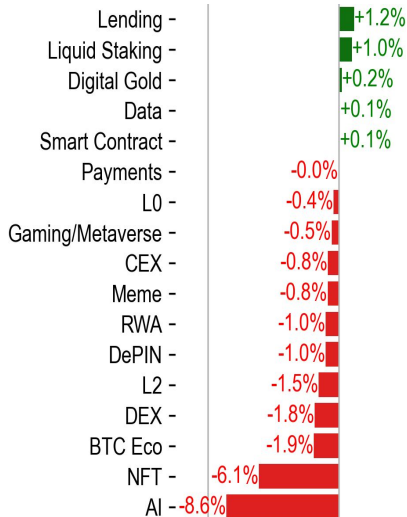
Time Zone Analysis



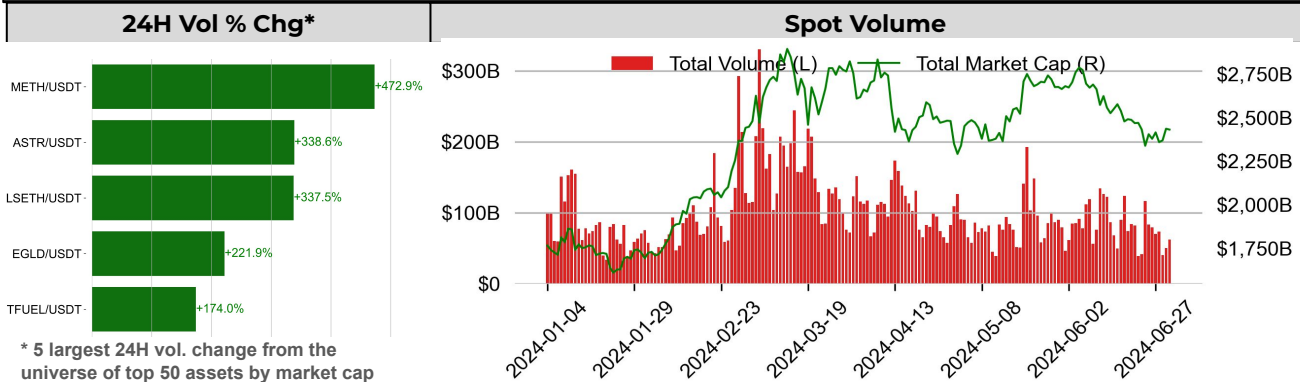
Dominance Ratio



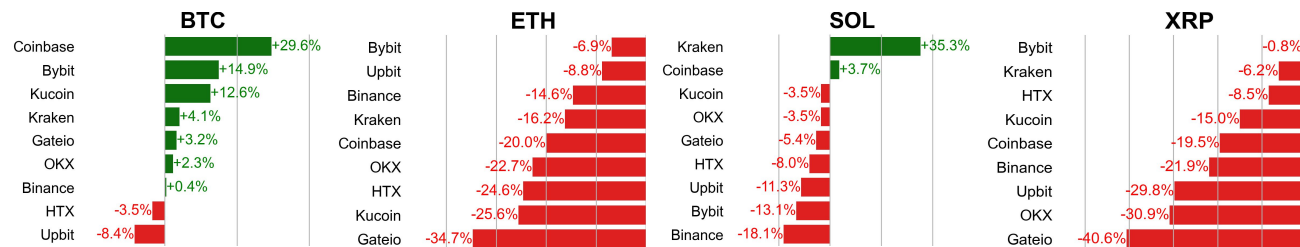
Sector Performance



TRADING VOLUME

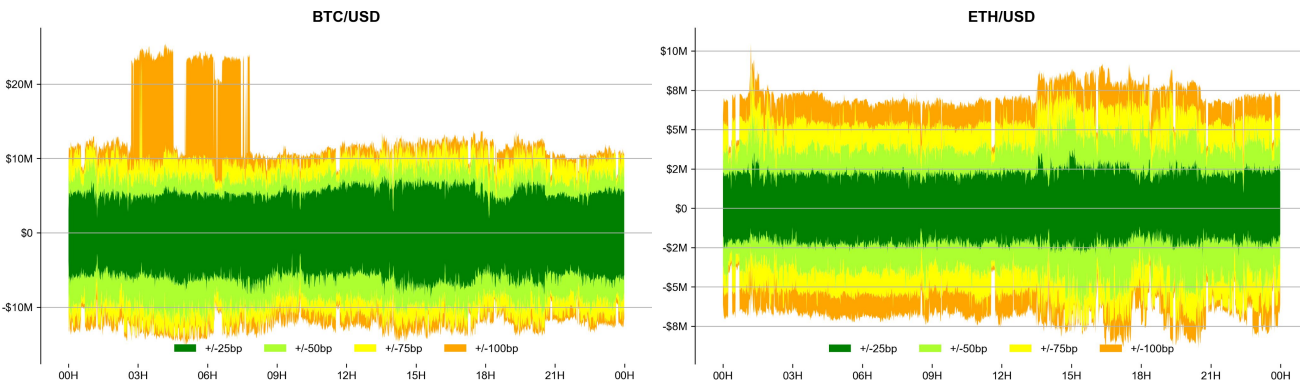


Spot Volume Leaders (% chg vs ave)*

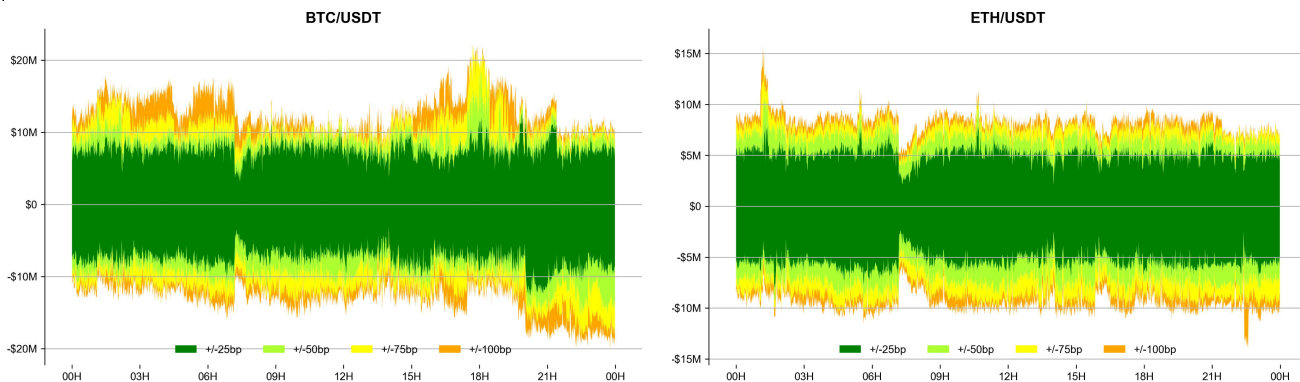


ORDER BOOK DEPTH (within 1% best bid/ask)

Coinbase

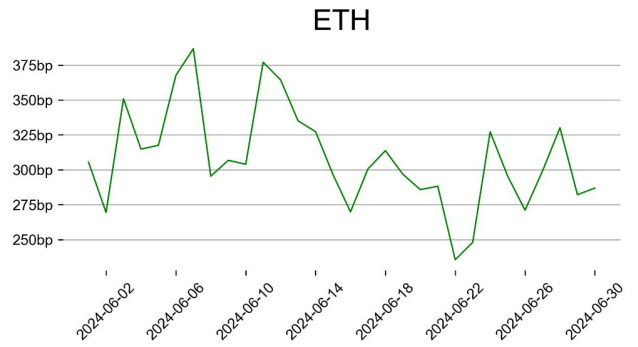
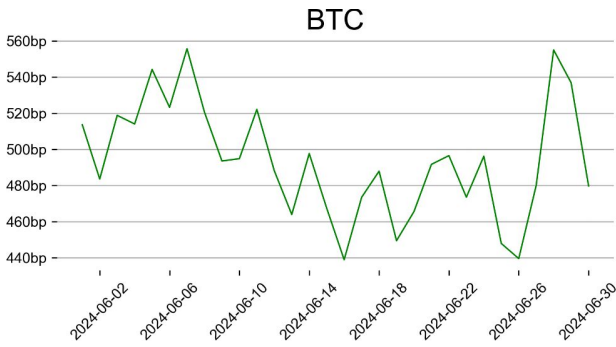


Binance

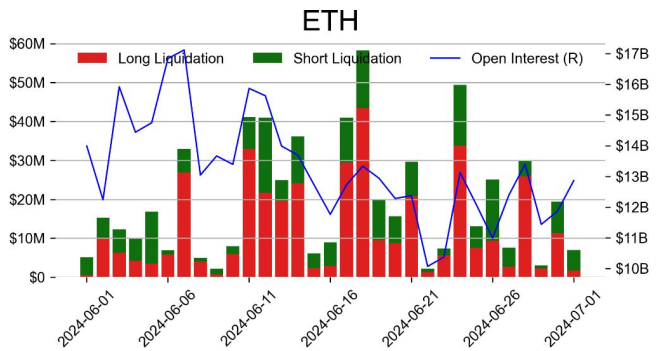
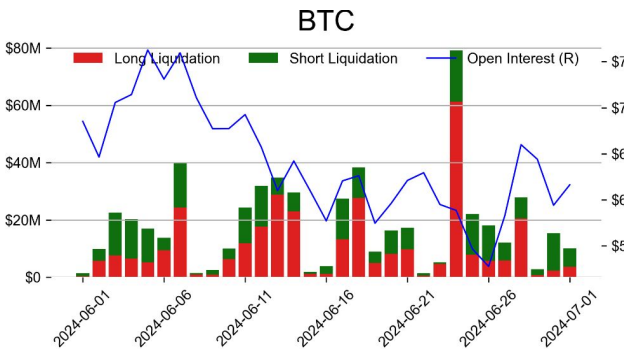


DERIVATIVES

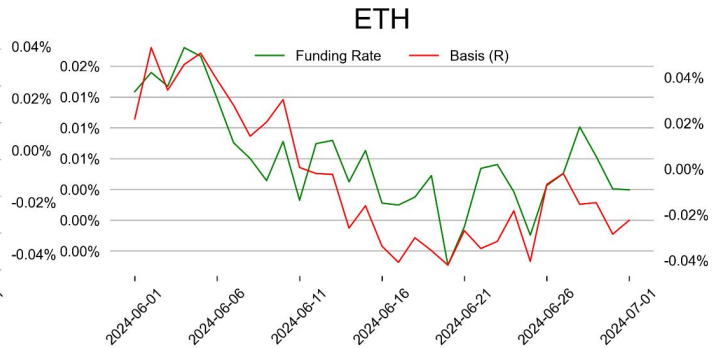
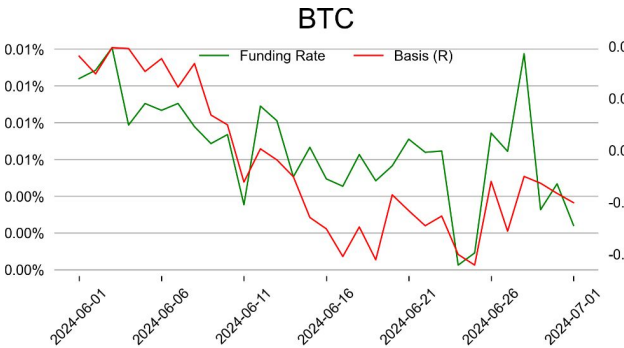
OI/ MC & Leverage Ratios



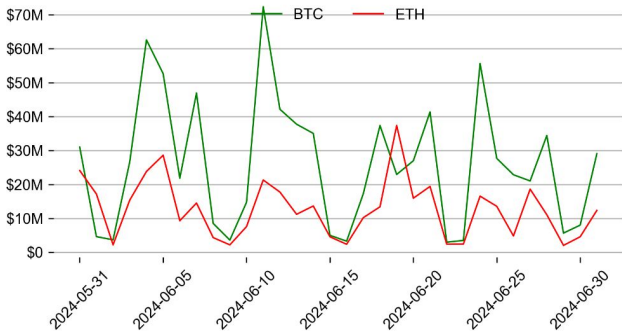
Futures O.I. & Liquidations



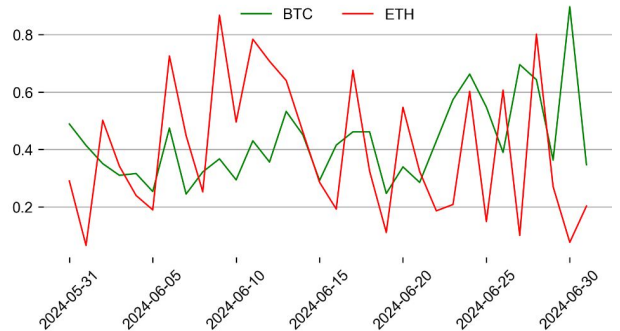
Perps Funding Rate & Rolling Basis



Option Volume



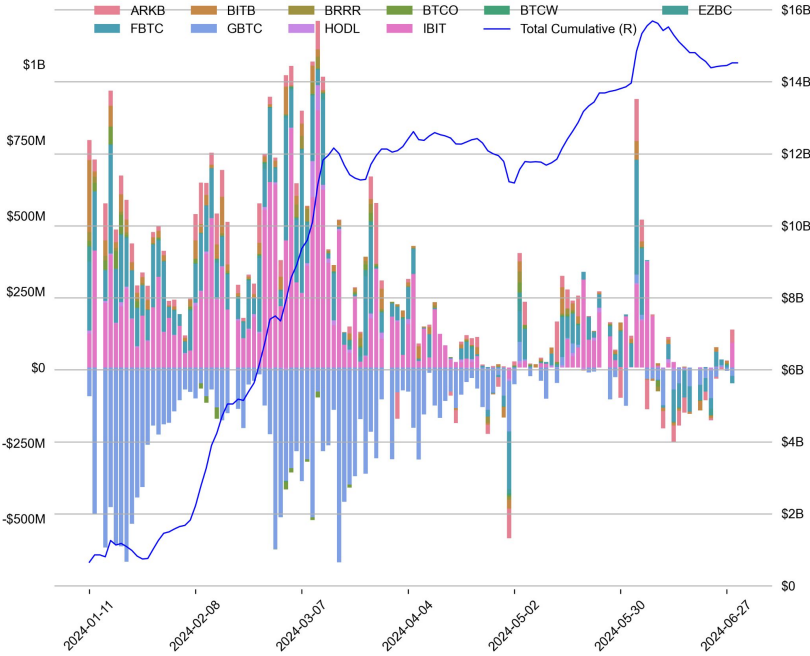
Put Call Ratio



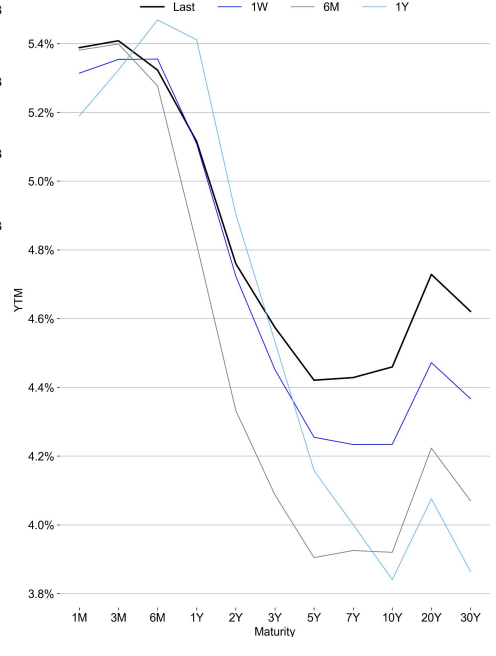
TRADFI

	Stocks					FX				Commodity		Crypto Equity			
	S&P500	Nasdaq	EuroStoxx50	HSI	CSI300	USD/EUR	USD/JPY	USD/CNY	DXY	WTI	Gold	COIN	MSTR	MARA	RIOT
Last	5475.09	17876.26	4930.35	17718.61	3478.18	0.9314	161.51	7.2684	105.84	83.42	2341.70	233.37	1365.97	22.56	9.95
1D	0.3%	0.9%	0.7%	0.0%	0.5%	-0.0%	0.4%	0.0%	0.1%	2.1%	0.3%	5.0%	-0.8%	13.7%	8.9%
1M	3.7%	6.8%	-1.1%	-4.1%	-2.8%	1.0%	2.7%	0.4%	1.1%	8.4%	-0.2%	3.3%	-10.4%	15.6%	2.2%
1Y	23.0%	29.7%	12.1%	-6.4%	-9.5%	1.6%	11.9%	0.2%	2.8%	18.1%	21.4%	226.2%	298.9%	62.8%	-15.8%

BTC Spot ETF Flow

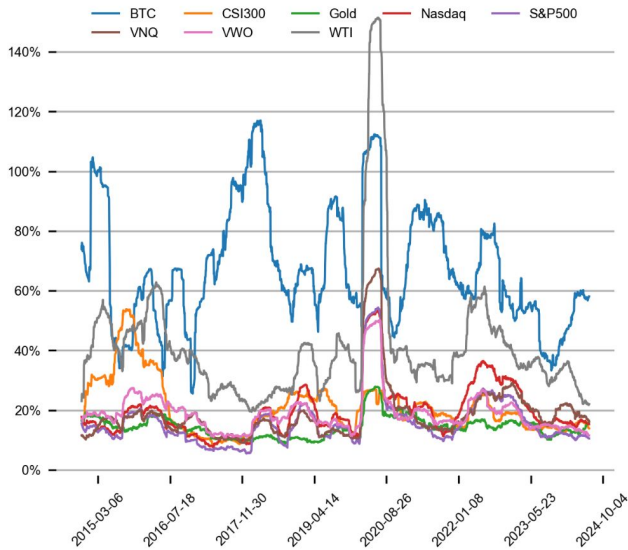


US Treasury Yield Curve

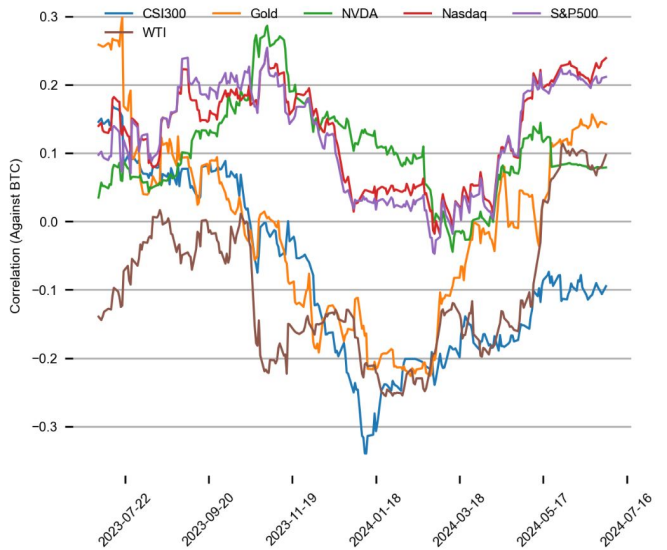


CROSS ASSET METRICS

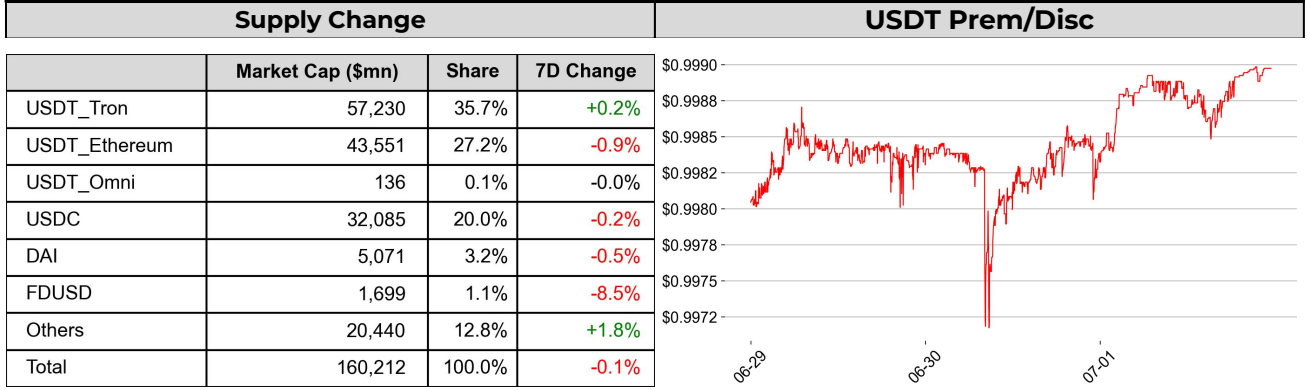
Volatility



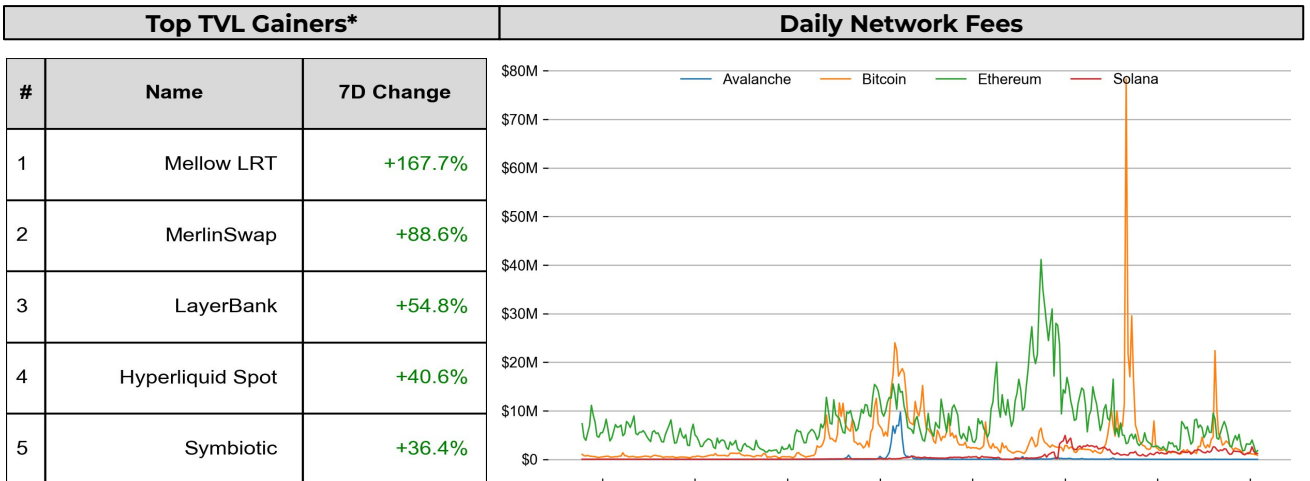
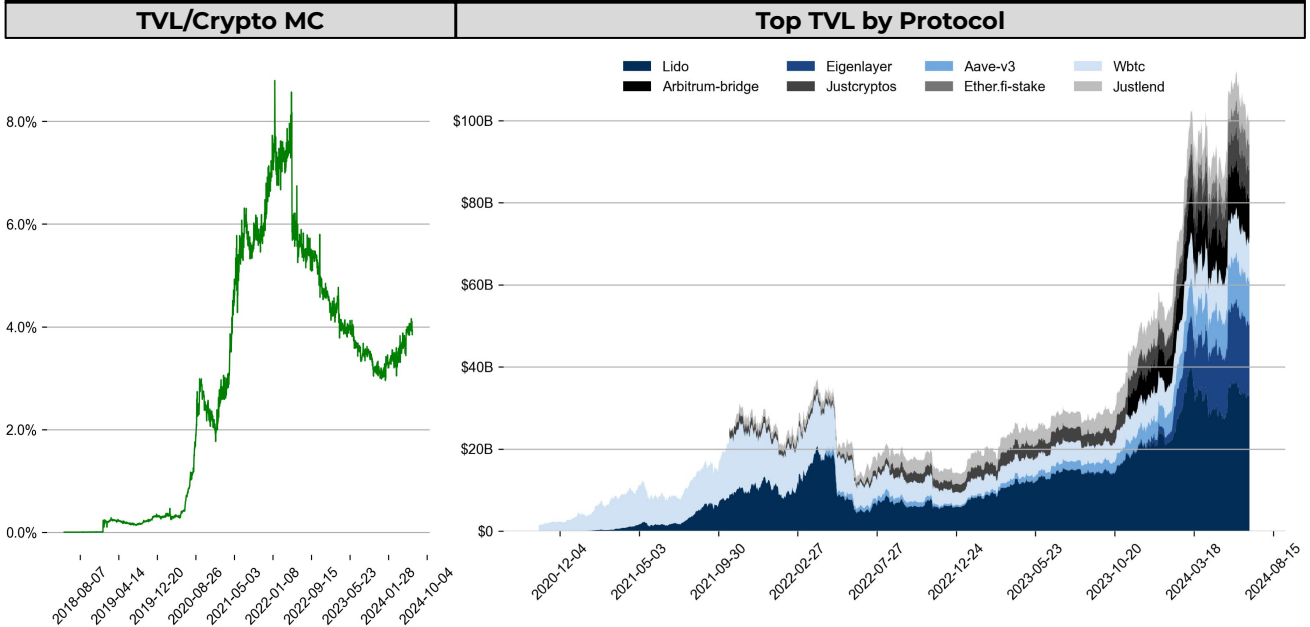
Correlation



STABLECOIN



ONCHAIN MOVES



* 5 largest 7 day TVL change in % terms from the universe of minimum \$100m TVL protocols, according to DefiLlama.

EVENTS CALENDAR**Upcoming Token Unlocks (next 7 days)**

Asset	Type	Entity	Unlock Date (UTC)	Unlock Units	Unlock Value	% of Avg Trading Vol	Supply Locked
ENA	Allocation	Ecosystem Development	7/2/24	54.7M	\$27.6M	18.7%	89.9%
DYDX	Emissions	User Trading Rewards	7/2/24	2.8M	\$3.8M	12.3%	89.9%
ENA	Allocation	Foundation	7/2/24	40.6M	\$20.5M	13.9%	48.0%
APT	Emissions	Staking Rewards	7/3/24	6.2M	\$43.3M	31.8%	59.0%
SUI	Investment	Series A	7/3/24	18.2M	\$14.7M	8.1%	74.9%
SUI	Investment	Series B	7/3/24	19.3M	\$15.6M	8.6%	74.9%
RPL	Emissions	Node Operators	7/5/24	60.7K	\$1.2M	7.0%	-
DYM	Allocation	Ecosystem and R&I	7/6/24	3.7M	\$5.5M	24.8%	81.6%
AXL	Allocation	Team	7/7/24	3.5M	\$2.2M	12.2%	39.8%
AXL	Allocation	Community Program	7/9/24	7.5M	\$4.7M	25.8%	39.8%
AXL	Allocation	Operations	7/9/24	2.6M	\$1.7M	8.9%	39.8%

DATA EXPLAINER

Headers	Source	Note
PRICE ACTIONS TRADING VOLUME ORDER BOOK DEPTH DERIVATIVES	Presto Labs	<p>Time Zone Analysis separates out the asset's price action according to the business hours in Asia, Europe and US region. This is to identify which geography is responsible for price actions of the last 24hrs. The cut-offs are,</p> <ul style="list-style-type: none"> - Asia: UTC 22:00 -1 to UTC 6:00 - Europe: UTC 6:00 to 14:00 - US: UTC 14:00 to 22:00 <p>Sector constituents are, AI(FET, AGIX, OCEAN), BTC Eco(BCH, BSV, ICP, STX, ORDI), CEX(BNB, CRO, OKB, KCS, BGB), Data(LINK, GRT), DePIN(ICP, FIL, AR, HNT, SIA), DEX(UNI, INJ, RUNE, SNX, DYDX, OSMO, CRV, CAKE, GMX), Digital Gold(BTC), Gaming/Metaverse(IMX, BEAM, SAND, GALA, AXS, WEMIX, RON), L0(AVAX, DOT, TIA), L2(MATIC, OP, MNT, ARB, STRK), Lending(MKR, AAVE, COMP), Liquid Staking(LDO, RPL, JTO), Meme(DOGE, SHIB, FLOKI), NFT(APE, BLUR), Payments(XRP, LTC, XLM, XMR, ZEC), RWA(ONDO, CFG), Smart Contract(ETH, BNB, SOL, ADA, TRX, TON, APT, NEAR, HBAR, VET, ALGO, FTM, SUI, FLOW, MINA). The sector return is market-cap weighted average of the constituents' returns.</p> <p>Exchanges: 24H spot price & volume % changes and dominance ratios are from CoinGecko. Time Zone Analysis is based on data from Binance. Spot volume leaders are based on data from Binance Bybit, Coinbase, Kraken, OKX, KuCoin, HTX, Upbit, Gate.io. Futures data are from Binance OKX, Bybit, KuCoin. Options data are from Deribit.</p>
TRADFI	Investing.com Farside Investors	<p>BTC Spot ETF Flows are based on data shown on farside.co.uk at UTC 03:00. Due to varying data reporting schedules among ETF sponsors, the figures may not encompass data from all 10 ETFs.</p>
STABLECOIN ONCHAIN MOVES	DefiLlama	<p>Stablecoin Supply is a proxy for fiat on/off ramp from TradFi into crypto.</p> <p>USDT Prem/Disc reflects the USDT supply/demand imbalance, approximating the market's risk aversion towards USDT specifically, and/or the crypto market more broadly. The data is from Coinbase.</p> <p>TVL/ Crypto MC Ratio = Total Value Locked / Crypto Market Cap. The ratio neutralizes the TVL changes caused by asset price fluctuations.</p>
EVENTS CALENDAR	The Tie LayerGG	<p>Token Unlocks shows those whose unlock amount is greater than 6% of the average trading volume from the universe of top 200 crypto assets by market cap.</p> <p>Other Events show summary of other major events over the next 30 days.</p>

* The Daily Market Brief is published every business day, following the Singapore calendar, excluding public holidays

About Presto

Presto is a Singapore-based algorithmic trading and financial services firm founded in 2014. Presto focuses on delivering exceptional value for clients through rigorous research-driven approach to investment and trade execution. With more than a 100 million trade executions in a day, Presto is a leading financial services firm in both digital assets and traditional finance markets.

Find out more at <https://www.prestolabs.io>.

Follow Presto for more content: [X](#), [Telegram](#), [LinkedIn](#)

Authors

Peter Chung, Head of Research : [X](#), [Telegram](#), [LinkedIn](#)

Min Jung, Research Analyst : [X](#), [Telegram](#), [LinkedIn](#)

Required Disclosures

Any expression of opinion (which may be subject to change without notice) is personal to the author and the author makes no guarantee of any sort regarding accuracy or completeness of any information or analysis supplied. The views and opinions expressed herein are those of the author(s) and do not necessarily reflect the views of Presto Labs or its affiliates. This material by itself, is not and should not be construed as an offer or a solicitation to deal in any investment product or to enter into any legal relations. This material is for informational purposes only and is only intended for sophisticated investors, and is not intended to provide accounting, legal, or tax advice, or investment recommendations, or an official statement of Presto Labs or its affiliates. Presto Labs, its affiliates and its employees make no representation and assume no liability to the accuracy or completeness of the information provided. Presto Labs, its affiliates and its employees also do not warrant that such information and publications are accurate, up to date or applicable to the circumstances of any particular case. Certain statements in this document provide predictions and there is no guarantee that such predictions are currently accurate or will ultimately be realized. Prior results that are presented here are not guaranteed and prior results do not guarantee future performance. Recipients should consult their advisors before making any investment decision. Presto Labs or its affiliates may have financial interests in, or relationships with, some of the assets, entities and/or publications discussed or otherwise referenced in the materials. Certain links that may be provided in the materials are provided for convenience and do not imply Presto Labs' endorsement, or approval of any third-party websites or their content. Any use, review, retransmission, distribution, or reproduction of these materials, in whole or in part, is strictly prohibited in any form without the express written approval of Presto Labs. Presto Research and related logos are trademarks of Presto Labs, or its affiliates.