

**Aug 13, 2024 (UTC -02:00)**

Options Market Sees Surge in Speculative XRP Bets

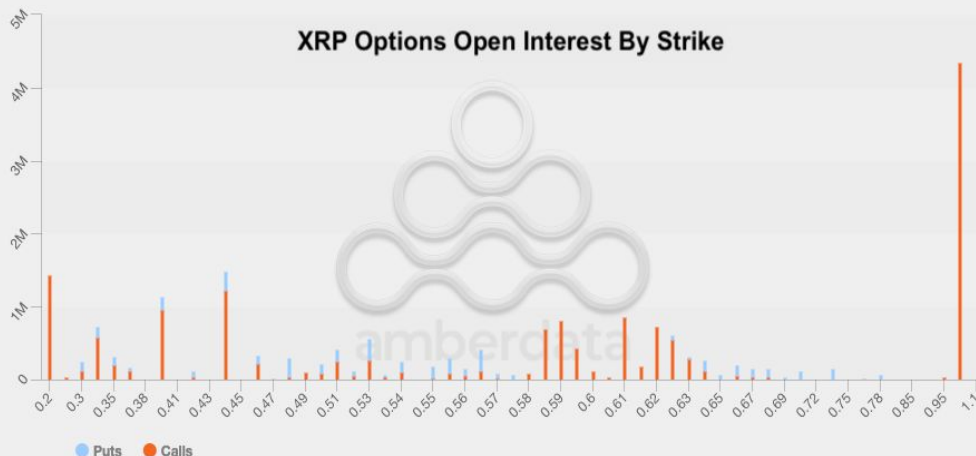
<b>BTC</b>	\$59,349.99	<b>S&amp;P500</b>	5,344.39	<b>US 10Y</b>	3.8997%	<b>WTI</b>	\$79.58
	+1.1%		+0.0%		-0.0563PPT		+3.6%
<b>ETH</b>	\$2,722.64	<b>Nasdaq</b>	16,782.57	<b>DXY</b>	103.08	<b>Gold</b>	\$2,515.70
	+6.6%		+0.2%		-0.1%		+2.0%

- It's been a pretty choppy session around the 60k area, with a few geopolitical news drawing attention and eyes on the US CPI set for Wednesday. \$BTC is currently trading at \$59,349, up 1.1%, and \$ETH at \$2,722, up 6.6%.
- Donald Trump and Elon Musk are set to go live soon on X spaces. The market is currently pricing a 51% chance for Harris and 46% for Trump. Even before the space starts, numerous memecoins are being created on pump.fun.
- Other headlines include the Canto chain being halted due to a consensus issue, Perplexity and Polymarket announcing a partnership, and the SEC sending letters to venture capital funds including A16Z and Union Square Ventures concerning Uniswap.
- During the last 24 hours, the top three gainers were \$SATS, \$CRV, and \$DYM, while the top three losers were \$OM, \$LEO, and \$MMX.

### Options Market Sees Surge in Speculative XRP Bets

XRP has retraced half of its gains from last week's court ruling in favor of Ripple, but the options market indicates that speculative bets are piling up on the possibility of XRP's price doubling. The open interest in the Aug 28 \$1.10 call option on Deribit has been steadily increasing over the past few days and currently stands at 4.3 million contracts (\$2.4 million), making it the most active instrument on the exchange. Modest as the dollar value may be, the growth is noteworthy considering that the XRP options market is relatively nascent. Those building this position may

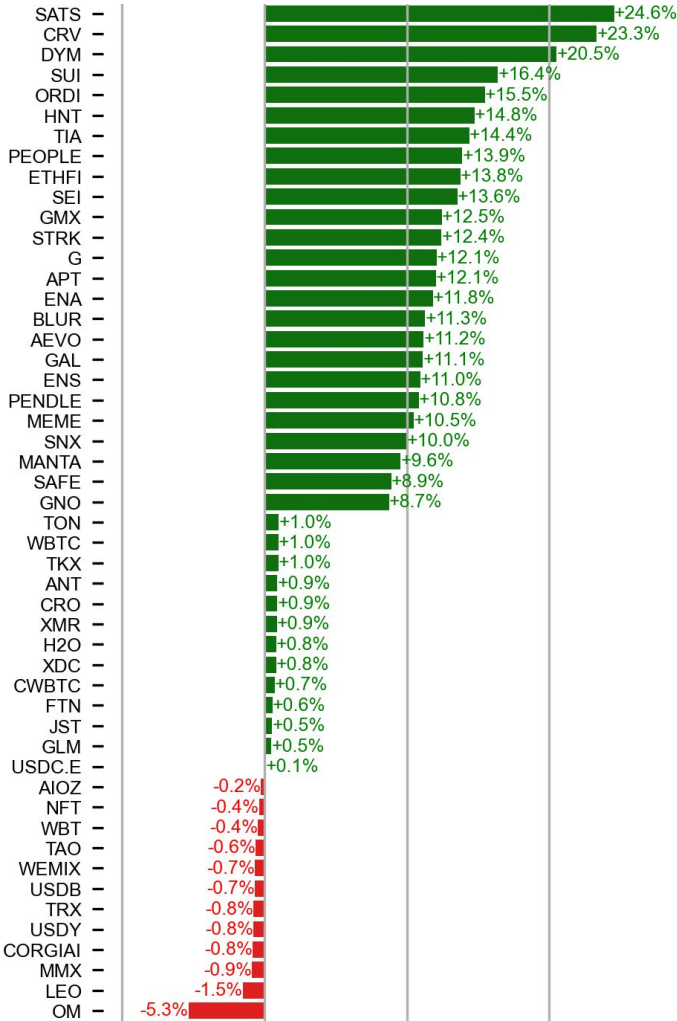
be betting on  
 1) a Ripple IPO or  
 2) XRP ETF filings,  
 both of which  
 become more likely  
 if/when the SEC  
 doesn't appeal and  
 the lawsuit finally  
 comes to an end.



Source: Amberdata

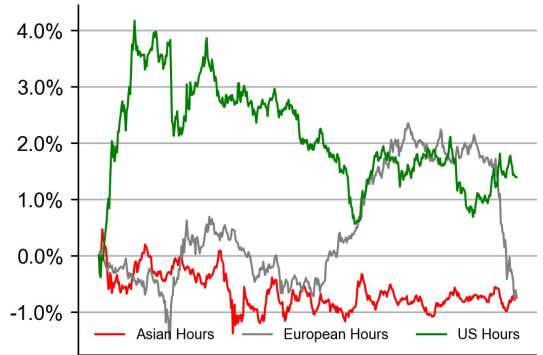
# PRICE ACTIONS

## 24H Price Change (Top/Bottom 25 from Top 200)

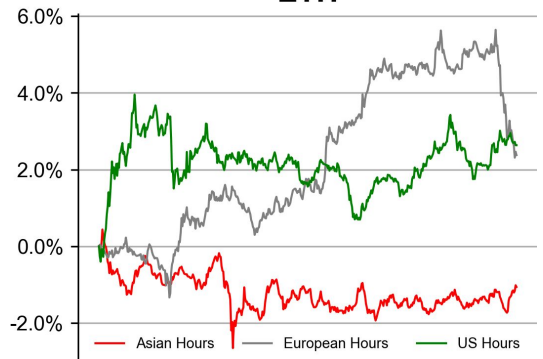


## Time Zone Analysis

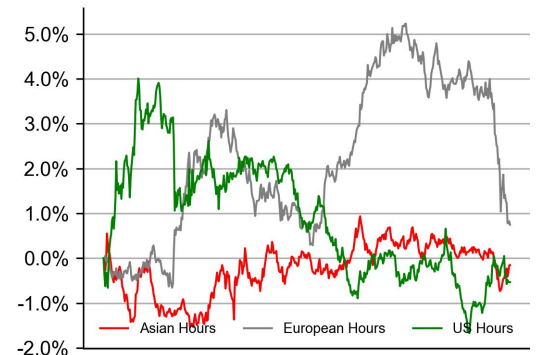
### BTC



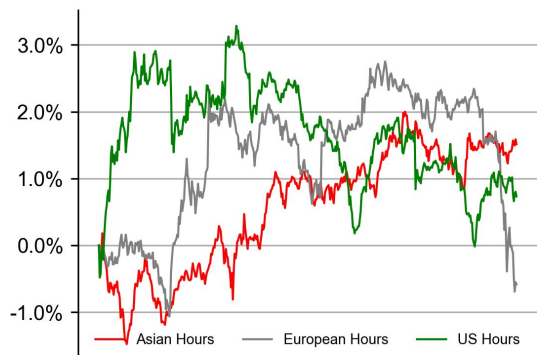
### ETH



### SOL

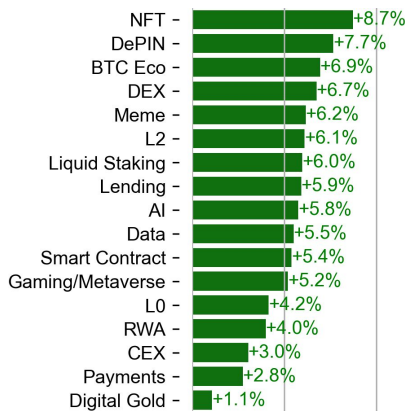
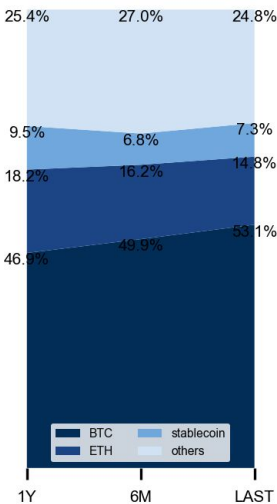


### XRP



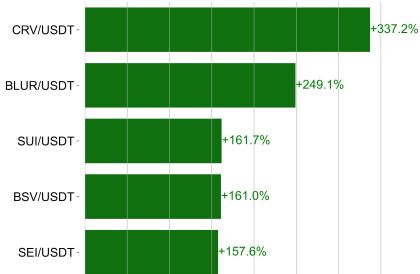
## Dominance Ratio

## Sector Performance

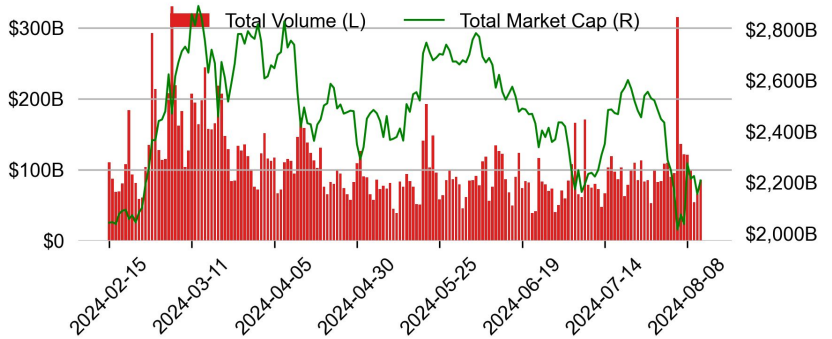


# TRADING VOLUME

## 24H Vol % Chg\*

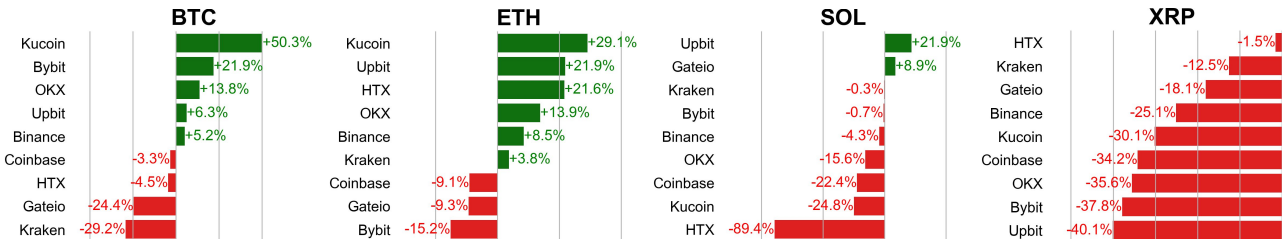


## Spot Volume



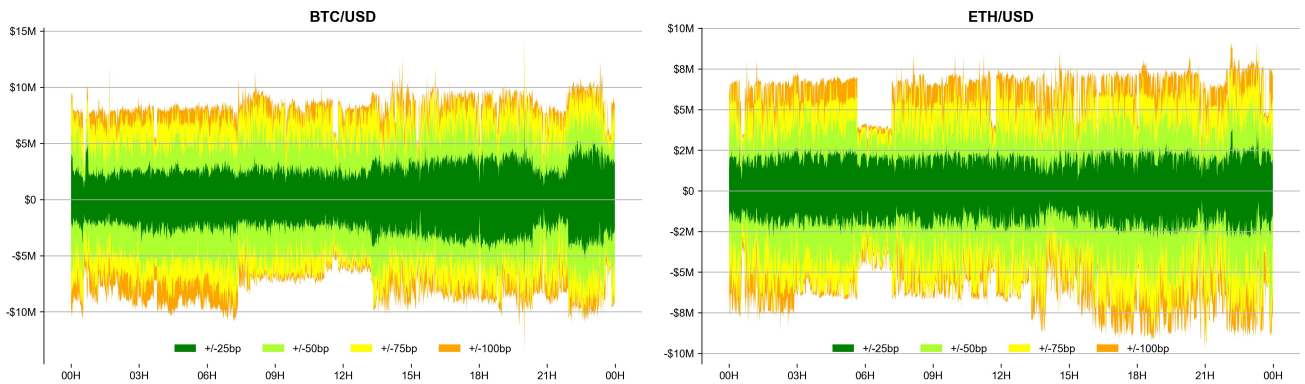
\* 5 largest 24H vol. change from the universe of top 50 assets by market cap

## Spot Volume Leaders (% chg vs ave)\*

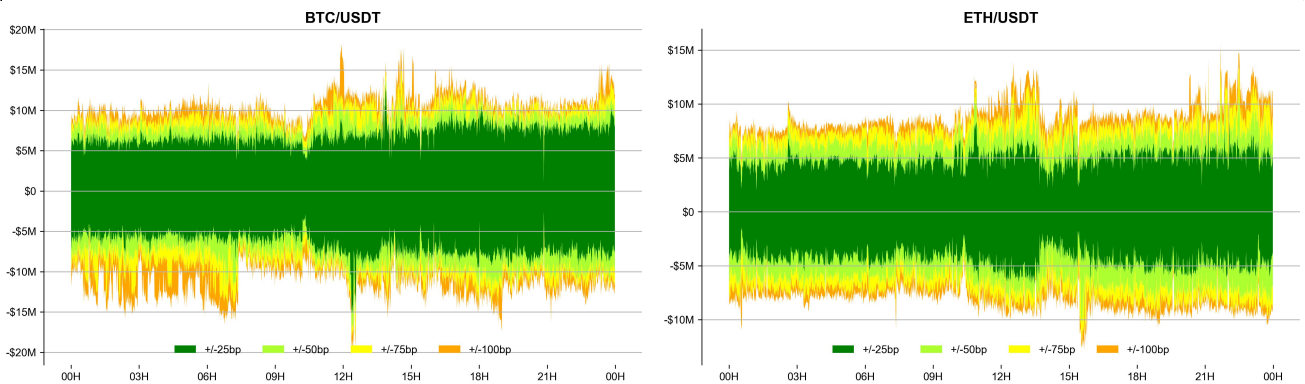


## ORDER BOOK DEPTH (within 1% best bid/ask)

### Coinbase

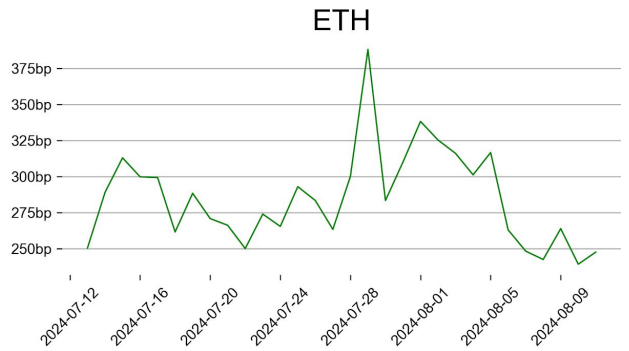
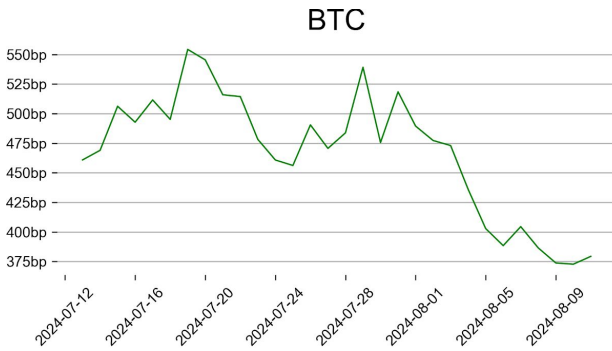


### Binance

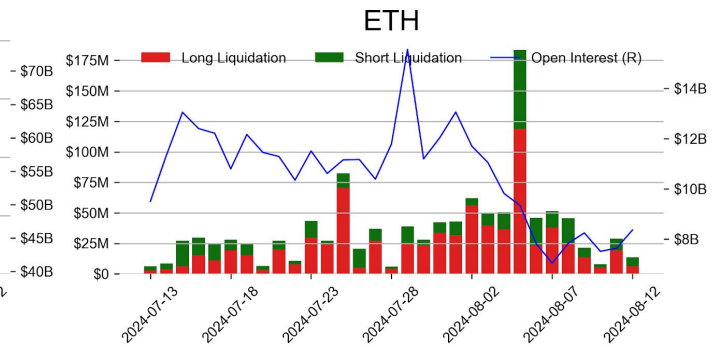
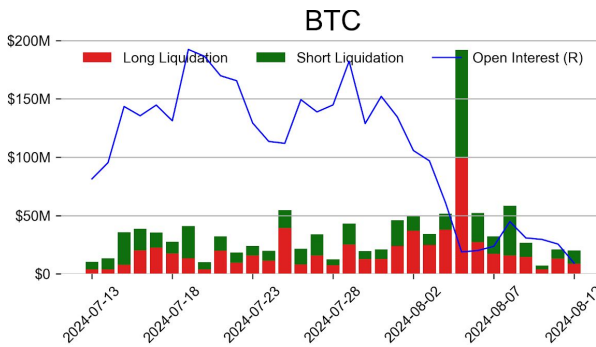


# DERIVATIVES

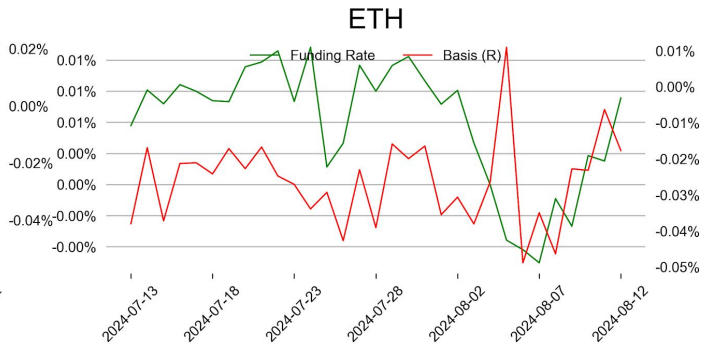
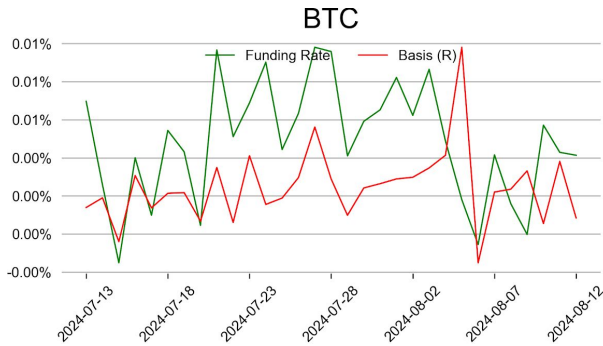
## OI/ MC & Leverage Ratios



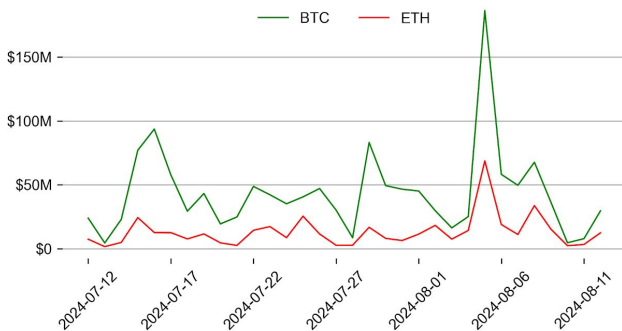
## Futures O.I. & Liquidations



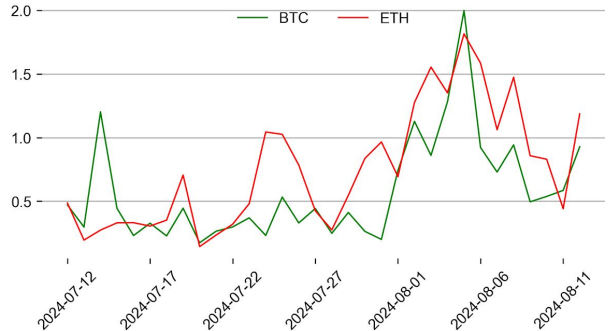
## Perps Funding Rate & Rolling Basis



## Option Volume



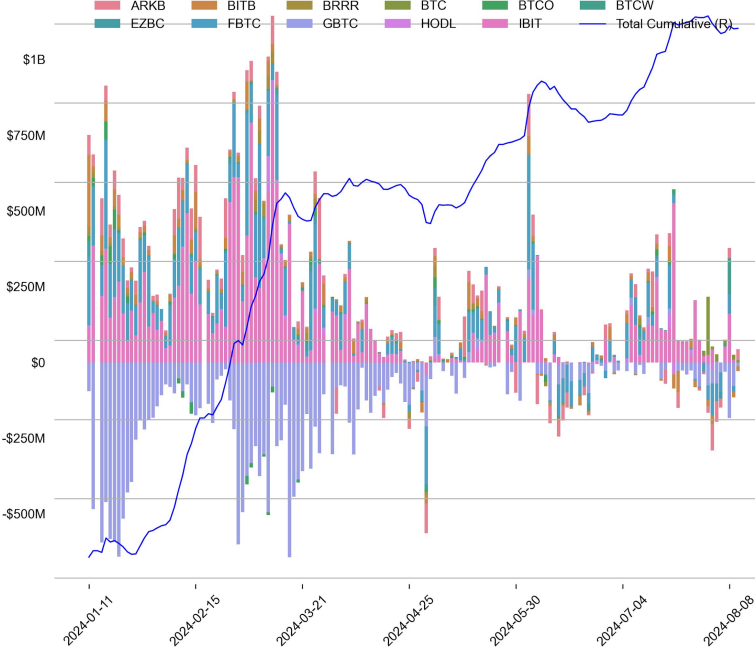
## Put Call Ratio



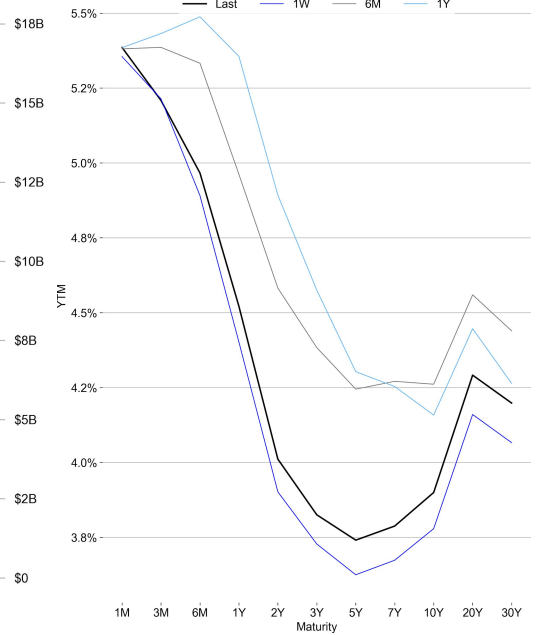
# TRADFI

	Stocks					FX				Commodity		Crypto Equity			
	S&P500	Nasdaq	EuroStoxx50	HSI	CSI300	USD/EUR	USD/JPY	USD/CNY	DXY	WTI	Gold	COIN	MSTR	MARA	RIOT
Last	5344.39	16782.57	4670.65	17111.65	3325.86	0.9144	147.02	7.1750	103.08	79.58	2515.70	191.74	131.42	15.11	7.61
1D	0.0%	0.2%	-0.1%	0.1%	-0.2%	-0.2%	-0.0%	0.1%	-0.1%	3.6%	2.0%	-2.3%	-2.9%	-11.3%	-5.6%
1M	-4.8%	-8.8%	-7.4%	-6.5%	-4.2%	-0.2%	-6.9%	-1.0%	-1.0%	-3.2%	3.9%	-12.1%	-90.6%	-27.3%	-22.4%
1Y	19.7%	23.0%	8.1%	-10.3%	-14.4%	0.1%	1.4%	-0.9%	0.2%	-4.3%	29.2%	136.7%	-65.8%	1.5%	-50.0%

## BTC Spot ETF Flow

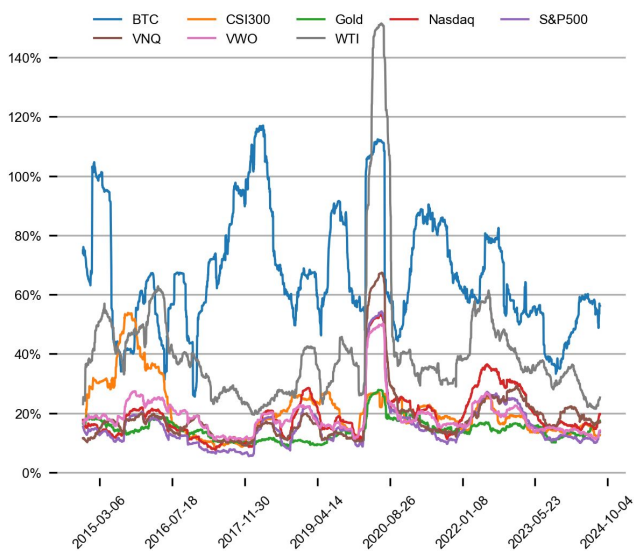


## US Treasury Yield Curve

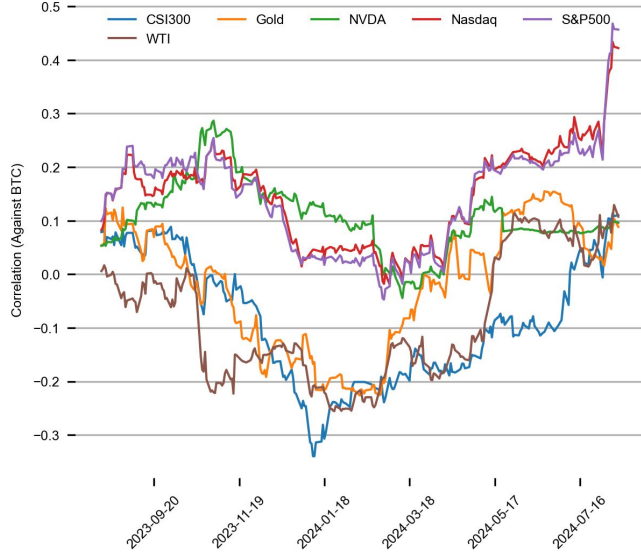


## CROSS ASSET METRICS

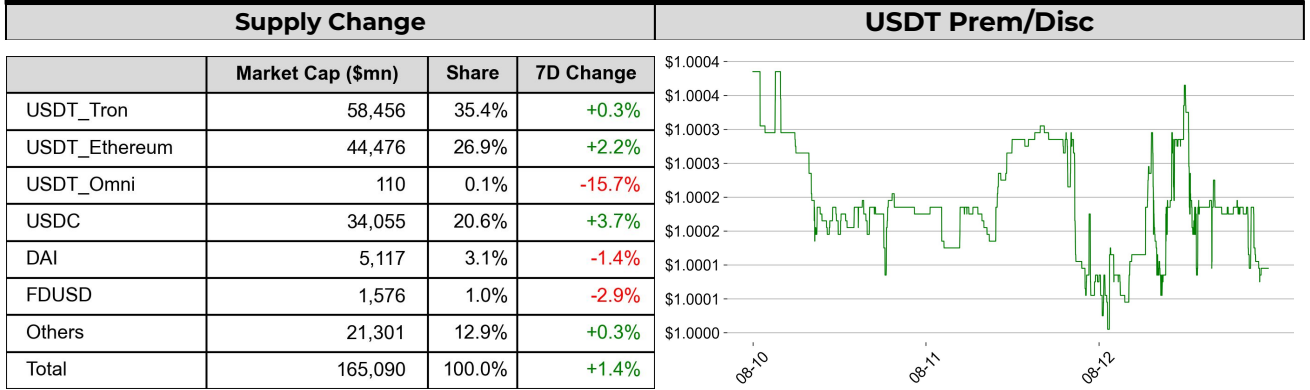
### Volatility



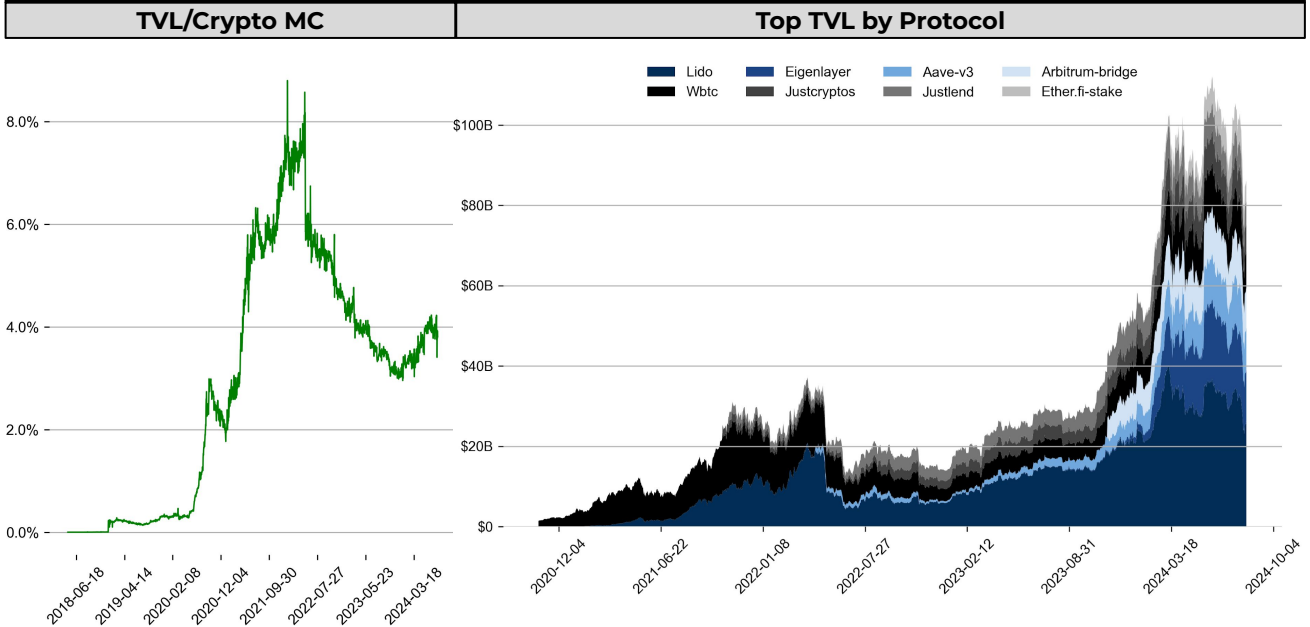
### Correlation



## STABLECOIN



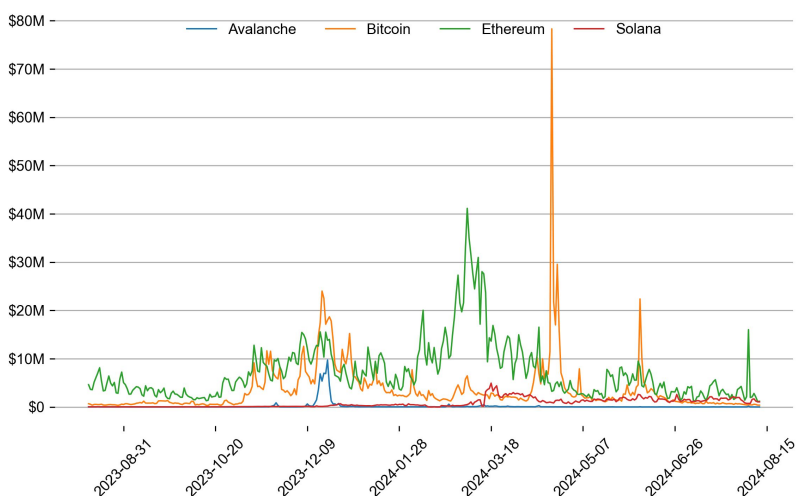
## ONCHAIN MOVES



### Top TVL Gainers\*

#	Name	7D Change
1	NAVI Lending	+154.8%
2	Scallop Lend	+61.5%
3	crvUSD	+39.7%
4	Superstate	+33.0%
5	Kamino Liquidity	+32.8%

### Daily Network Fees



\* 5 largest 7 day TVL change in % terms from the universe of minimum \$100m TVL protocols, according to DefiLlama.

## EVENTS CALENDAR

Date	Title	Coins / Hosts
Aug 13, 2024	US PPI	
Aug 13, 2024	Crew Packs Release	\$ATLAS, \$POLIS
Aug 14, 2024	US CPI	
Aug 14, 2024	Crescendo Testnet	\$FLOW
Aug 14, 2024	\$70M Unlock	\$SAND
Aug 14, 2024	Stake Action Marketplace (SAM)	\$MNDE
Aug 15, 2024	XBTC & XUSD Integration	\$ALEX
Aug 16, 2024	\$60M Unlock	\$ARB
Aug 16, 2024	\$60M Unlock	\$UNI
Aug 16, 2024	FTX Repayment Process Voting	\$FTT
Aug 20, 2024	\$250M Unlock	\$AVAX
Aug 22, 2024	Jackson Hole Meeting	US
Aug 26, 2024	V0.13.2 Upgrade (Mainnet)	\$STRK
Aug 26, 2024	FTX Japan Rebranding	\$FTT
Aug 28, 2024	Earnings	\$NVDA
Aug 30, 2024	Treasure chain Mainnet	\$MAGIC
Aug 30, 2024	Worldchain (L2, Summer)	\$WLD
Aug 30, 2024	V4 Hardfork	\$AERGO
Aug 30, 2024	Nakamoto Upgrade activation	\$STX

## DATA EXPLAINER

Headers	Source	Note
<b>PRICE ACTIONS</b> <b>TRADING VOLUME</b> <b>ORDER BOOK</b> <b>DEPTH</b> <b>DERIVATIVES</b>	Presto Labs	<p><b>Time Zone Analysis</b> separates out the asset's price action according to the business hours in Asia, Europe and US region. This is to identify which geography is responsible for price actions of the last 24hrs. The cut-offs are,</p> <ul style="list-style-type: none"> <li>- Asia: UTC 22:00 -1 to UTC 6:00</li> <li>- Europe: UTC 6:00 to 14:00</li> <li>- US: UTC 14:00 to 22:00</li> </ul> <p><b>Sector</b> constituents are, AI(FET, AGIX, OCEAN), BTC Eco(BCH, BSV, ICP, STX, ORDI), CEX(BNB, CRO, OKB, KCS, BGB), Data(LINK, GRT), DePIN(ICP, FIL, AR, HNT, SIA), DEX(UNI, INJ, RUNE, SNX, DYDX, OSMO, CRV, CAKE, GMX), Digital Gold(BTC), Gaming/Metaverse(IMX, BEAM, SAND, GALA, AXS, WEMIX, RON), L0(AVAX, DOT, TIA), L2(MATIC, OP, MNT, ARB, STRK), Lending(MKR, AAVE, COMP), Liquid Staking(LDO, RPL, JTO), Meme(DOGE, SHIB, FLOKI), NFT(APE, BLUR), Payments(XRP, LTC, XLM, XMR, ZEC), RWA(ONDO, CFG), Smart Contract(ETH, BNB, SOL, ADA, TRX, TON, APT, NEAR, HBAR, VET, ALGO, FTM, SUI, FLOW, MINA). The sector return is market-cap weighted average of the constituents' returns.</p> <p><b>Exchanges:</b> 24H spot price &amp; volume % changes and dominance ratios are from CoinGecko. Time Zone Analysis is based on data from Binance. Spot volume leaders are based on data from Binance Bybit, Coinbase, Kraken, OKX, KuCoin, HTX, Upbit, Gate.io. Futures data are from Binance OKX, Bybit, KuCoin. Options data are from Deribit.</p>
<b>TRADFI</b>	Investing.com Farside Investors	<p><b>BTC Spot ETF Flows</b> are based on data shown on farside.co.uk at UTC 03:00. Due to varying data reporting schedules among ETF sponsors, the figures may not encompass data from all 10 ETFs.</p>
<b>STABLECOIN</b> <b>ONCHAIN MOVES</b>	DefiLlama	<p><b>Stablecoin Supply</b> is a proxy for fiat on/off ramp from TradFi into crypto.</p> <p><b>USDT Prem/Disc</b> reflects the USDT supply/demand imbalance, approximating the market's risk aversion towards USDT specifically, and/or the crypto market more broadly. The data is from Coinbase.</p> <p><b>TVL/ Crypto MC Ratio</b> = Total Value Locked / Crypto Market Cap. The ratio neutralizes the TVL changes caused by asset price fluctuations.</p>
<b>EVENTS CALENDAR</b>	The Tie LayerGG	<p><b>Token Unlocks</b> shows those whose unlock amount is greater than 6% of the average trading volume from the universe of top 200 crypto assets by market cap.</p> <p><b>Other Events</b> show summary of other major events over the next 30 days.</p>

\* The Daily Market Brief is published every business day, following the Singapore calendar, excluding public holidays



## About Presto

Presto is a Singapore-based algorithmic trading and financial services firm founded in 2014. Presto focuses on delivering exceptional value for clients through rigorous research-driven approach to investment and trade execution. With more than a 100 million trade executions in a day, Presto is a leading financial services firm in both digital assets and traditional finance markets.

Find out more at <https://www.prestolabs.io>.

Follow Presto for more content: [X](#), [Telegram](#), [LinkedIn](#)

## Authors

Peter Chung, Head of Research : [X](#), [Telegram](#), [LinkedIn](#)

Min Jung, Research Analyst : [X](#), [Telegram](#), [LinkedIn](#)

## Required Disclosures

*Any expression of opinion (which may be subject to change without notice) is personal to the author and the author makes no guarantee of any sort regarding accuracy or completeness of any information or analysis supplied. The views and opinions expressed herein are those of the author(s) and do not necessarily reflect the views of Presto Labs or its affiliates. This material by itself, is not and should not be construed as an offer or a solicitation to deal in any investment product or to enter into any legal relations. This material is for informational purposes only and is only intended for sophisticated investors, and is not intended to provide accounting, legal, or tax advice, or investment recommendations, or an official statement of Presto Labs or its affiliates. Presto Labs, its affiliates and its employees make no representation and assume no liability to the accuracy or completeness of the information provided. Presto Labs, its affiliates and its employees also do not warrant that such information and publications are accurate, up to date or applicable to the circumstances of any particular case. Certain statements in this document provide predictions and there is no guarantee that such predictions are currently accurate or will ultimately be realized. Prior results that are presented here are not guaranteed and prior results do not guarantee future performance. Recipients should consult their advisors before making any investment decision. Presto Labs or its affiliates may have financial interests in, or relationships with, some of the assets, entities and/or publications discussed or otherwise referenced in the materials. Certain links that may be provided in the materials are provided for convenience and do not imply Presto Labs' endorsement, or approval of any third-party websites or their content. Any use, review, retransmission, distribution, or reproduction of these materials, in whole or in part, is strictly prohibited in any form without the express written approval of Presto Labs. Presto Research and related logos are trademarks of Presto Labs, or its affiliates.*