

## Daily Market Brief

### Feb 5, 2025 (UTC -02:00)

Peter Chung | Head of Research  
Min Jung | Research Analyst

BTC	\$97,793.45 -3.5%	S&P500	6,037.83 +0.7%	US 10Y	4.5250% -0.0259PPT	WTI	\$72.60 -0.8%
ETH	\$2,731.76 -5.2%	Nasdaq	19,654.02 +1.4%	DXY	108.05 -0.9%	Gold	\$2,872.02 +0.5%

- Macro headlines continue to dominate the market, with \$BTC experiencing a choppy session. As of now, \$BTC is trading at \$97,793 and \$ETH is at \$2,731. Bitcoin dominance stands at 61.46%.
- David Sacks discussed the administration's pro-crypto agenda, emphasizing that evaluating a strategic Bitcoin reserve is a key priority. However, he clarified that the initiative is still in its early stages and distinguished it from the concept of a sovereign wealth fund (see below).
- A few key headlines include: the SEC moving to scale back crypto enforcement efforts, Bullish Global— a subsidiary of Block.one— considering an IPO, and FTX Bahamas repayments set to begin on February 18.
- In the past 24 hours, the top three gainers were \$MWC, \$ULTIMA, and \$QTUM, while the top three losers were \$AI16Z, \$FARTCOIN, and \$GIGA.

### Crypto-Friendly U.S. Taking Shape

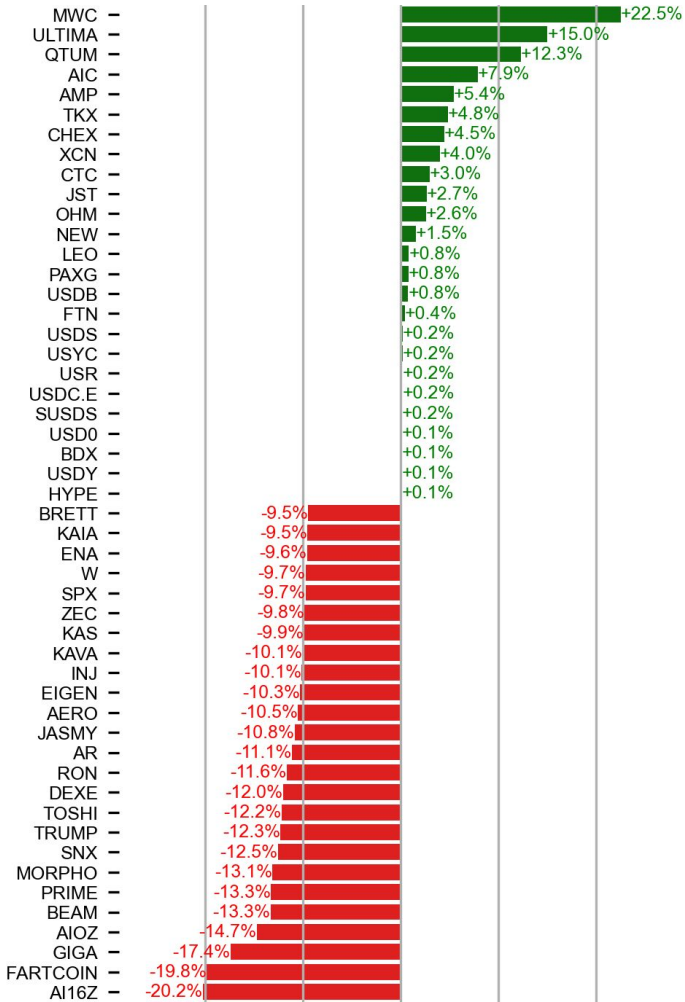
The Trump administration's comments last night hinted at how its pro-crypto initiatives will take shape in the coming years. AI/Crypto Czar David Sachs stated in a press briefing that establishing a Bitcoin Reserve is "one of the first things to look at," while noting that BTC purchases by the U.S. Sovereign Wealth Fund are being separately evaluated by the Commerce Secretary. This suggests that two federal agencies may independently pursue BTC accumulation. If you throw in 16 state legislatures currently reviewing crypto investment bills, the U.S. could be holding BTC at multiple levels of government within the next 12 months. Meanwhile, SEC Comm'r Hester Peirce outlined in a written statement her Crypto Task Force's plans to clarify key issues, including 1) the security status of crypto, 2) temporary relief for token offerings, 3) broker-dealer regulations for crypto, 4) crypto lending and staking, and 5) allowing staking and in-kind creation/redemption for ETFs, among other topics. The long-term implications of all these developments are hugely positive, yet the short-sighted market doesn't seem to fully grasp them, judging by overnight price action.



Source: Bitcoin Magazine

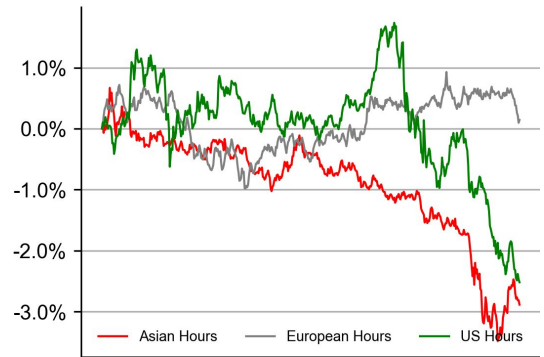
## PRICE ACTIONS

### 24H Price Change (Top/Bottom 25 from Top 200)

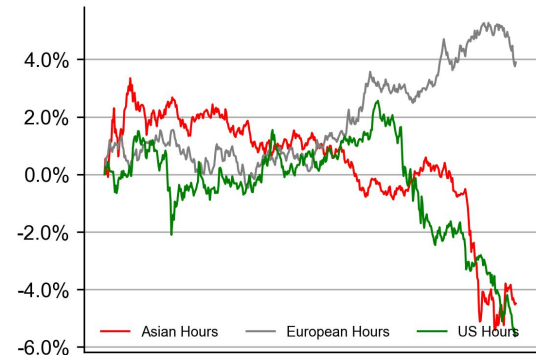


### Time Zone Analysis

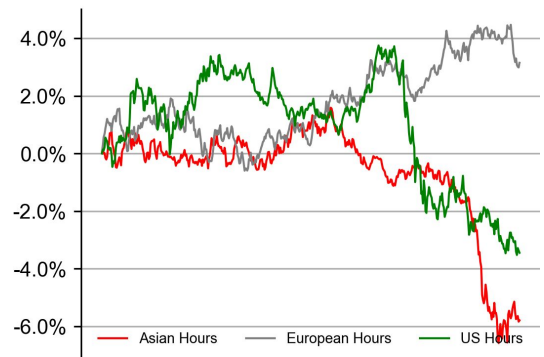
#### BTC



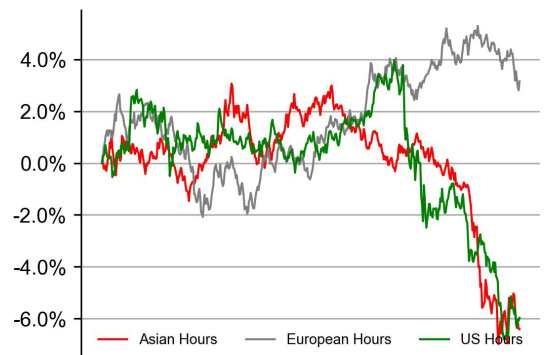
#### ETH



#### SOL

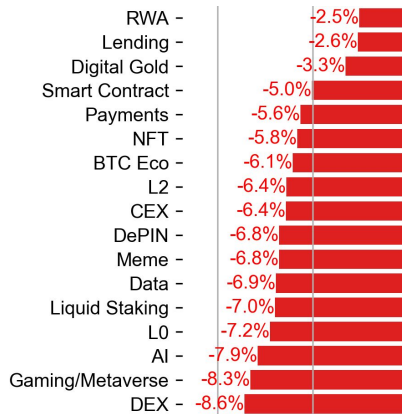
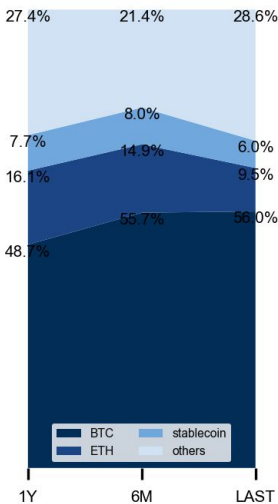


#### XRP



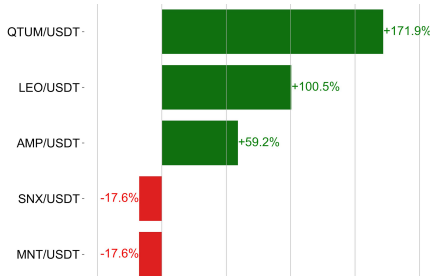
### Dominance Ratio

### Sector Performance



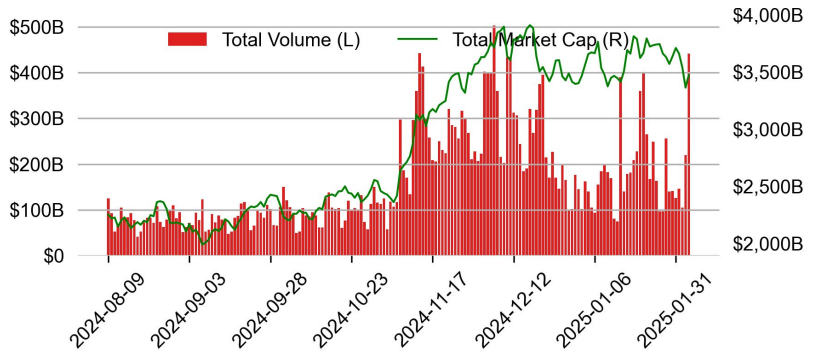
## TRADING VOLUME

### 24H Vol % Chg\*

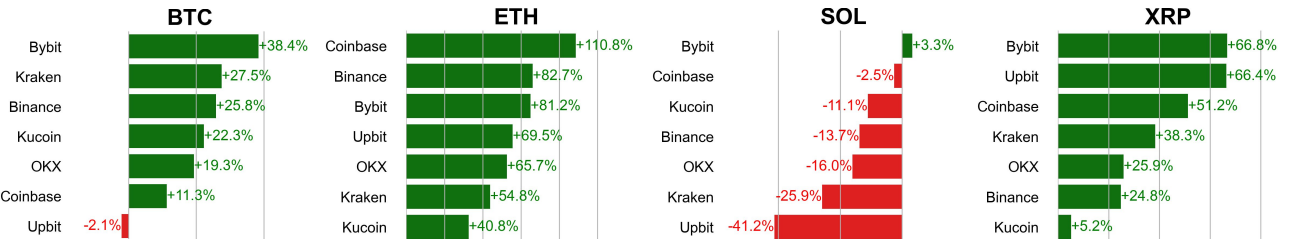


\* 5 largest 24H vol. change from the universe of top 50 assets by market cap

### Spot Volume

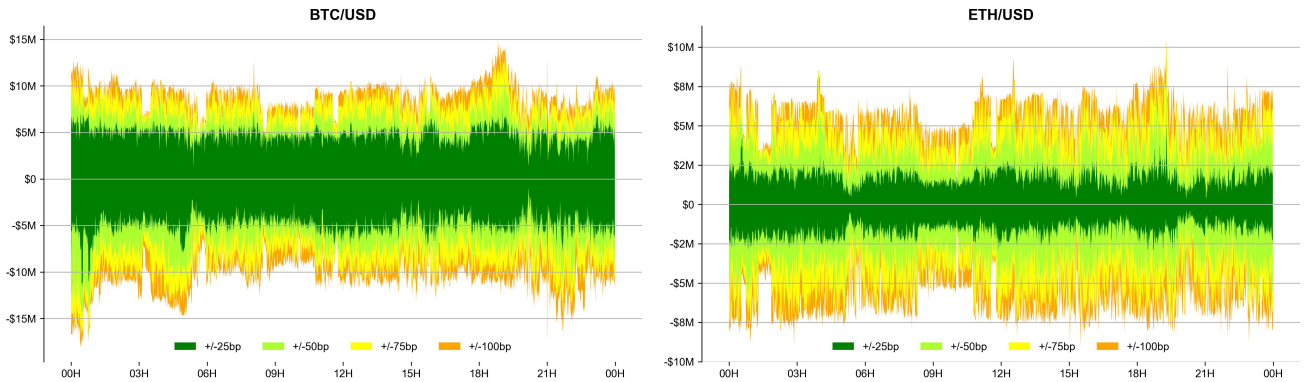


## Spot Volume Leaders (% chg vs ave)\*

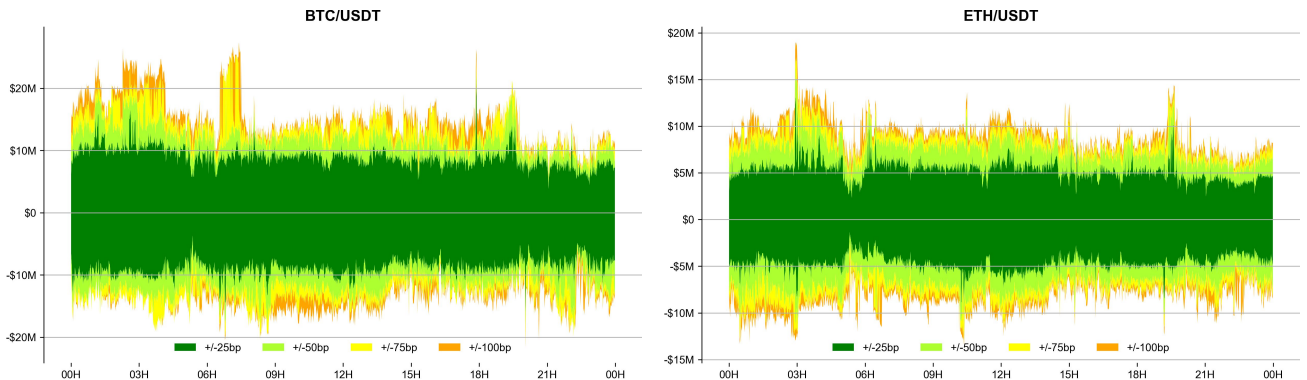


## ORDER BOOK DEPTH (within 1% best bid/ask)

### Coinbase



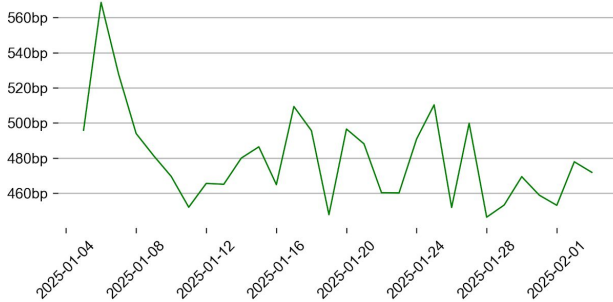
### Binance



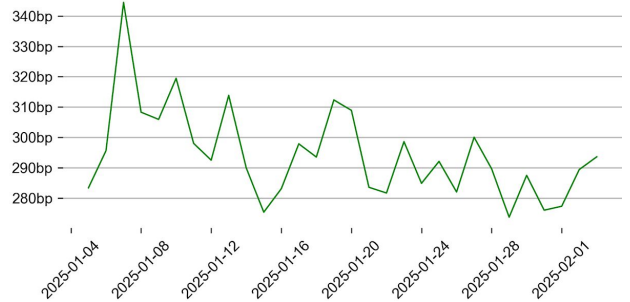
## DERIVATIVES

### Open Interest / Market Cap

#### BTC

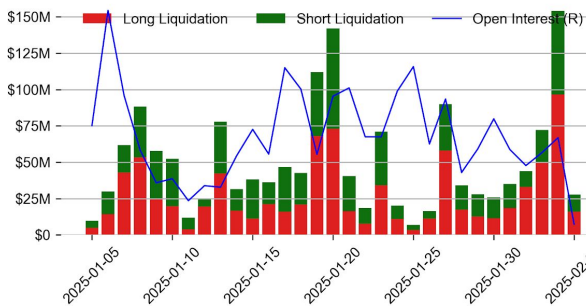


#### ETH

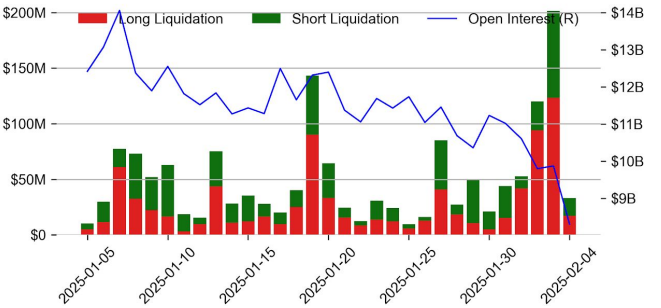


### Futures O.I. & Liquidations

#### BTC

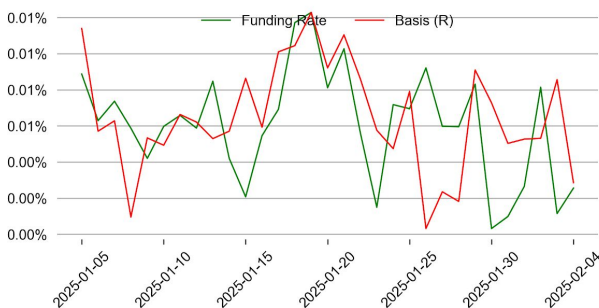


#### ETH

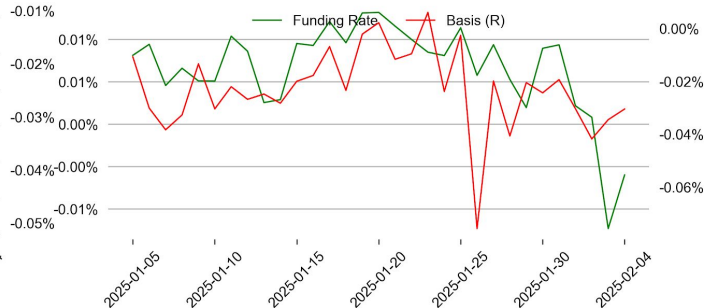


### Perps Funding Rate & Rolling Basis

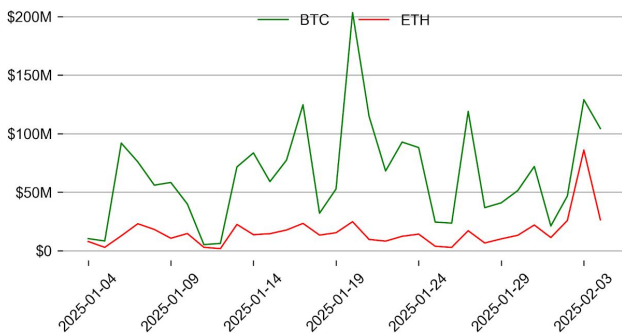
#### BTC



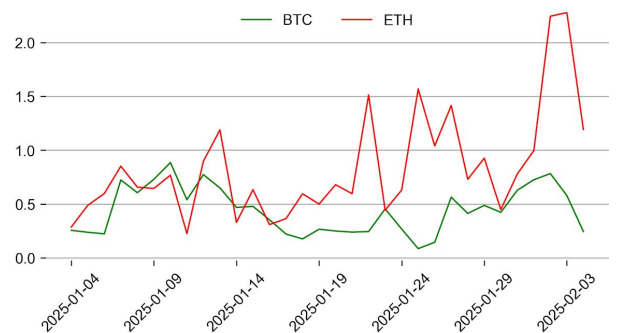
#### ETH



### Option Volume



### Put Call Ratio



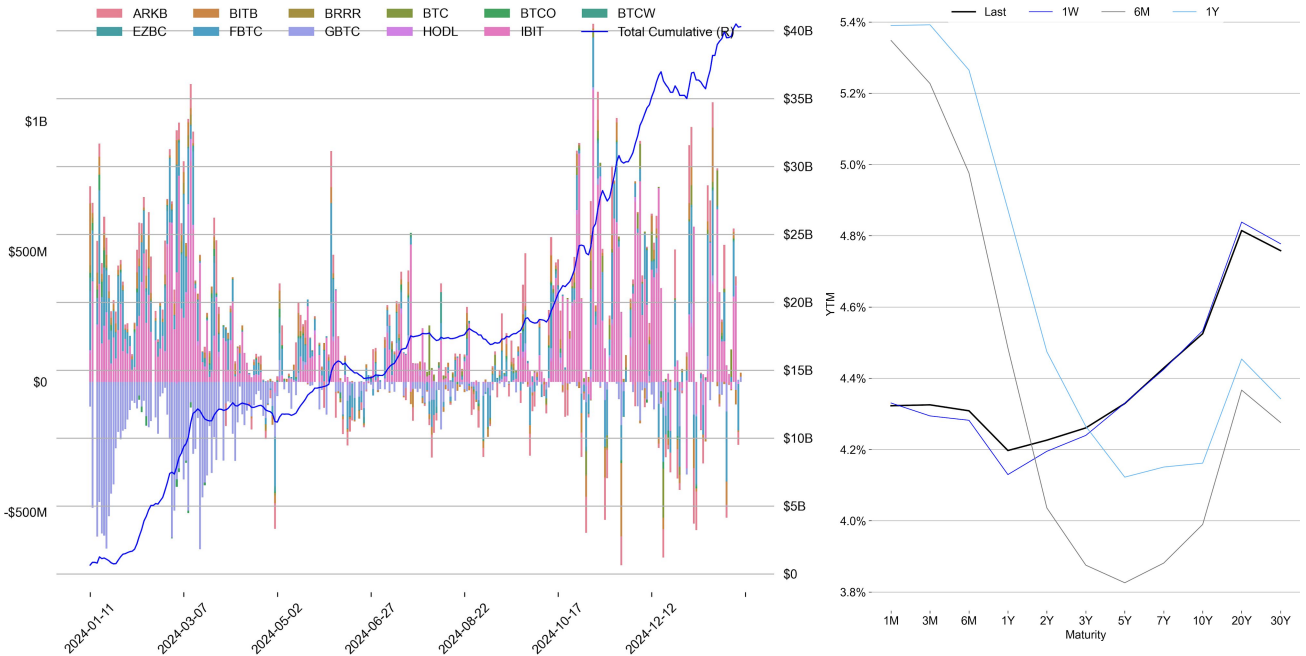


# TRADFI

	Stocks					FX				Commodity		Crypto Equity			
	S&P500	Nasdaq	EuroStoxx50	HSI	CSI300	USD/EUR	USD/JPY	USD/CNY	DXY	WTI	Gold	COIN	MSTR	MARA	RIOT
Last	6037.83	19654.02	5263.95	20789.96	3817.08	0.9642	154.15	7.1829	108.05	72.60	2872.02	280.39	348.31	17.65	12.29
1D	0.7%	1.4%	0.9%	2.8%	-0.4%	-0.3%	-0.4%	-0.9%	-0.9%	-0.8%	0.5%	-1.4%	0.4%	-1.7%	2.5%
1M	1.6%	0.2%	8.1%	5.2%	-4.1%	-0.6%	-2.0%	-1.9%	-0.8%	-0.8%	8.2%	3.6%	2.5%	-10.1%	-0.4%
1Y	22.2%	26.0%	13.1%	34.0%	14.5%	3.6%	3.7%	-0.2%	3.4%	-0.2%	40.6%	139.0%	-29.0%	6.1%	18.9%

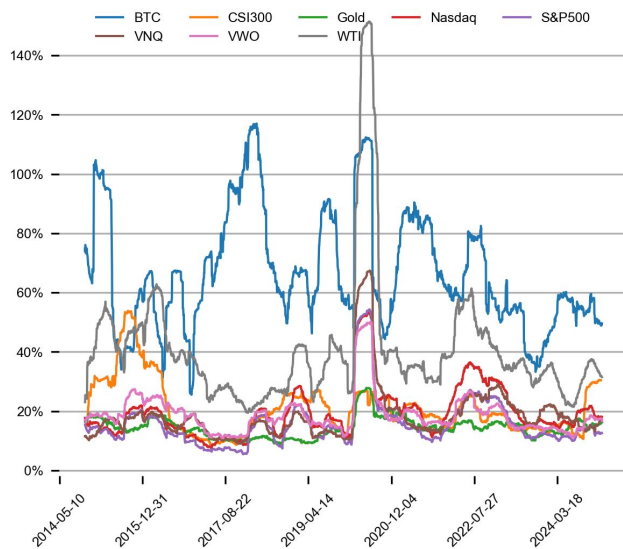
## BTC Spot ETF Flow

## US Treasury Yield Curve

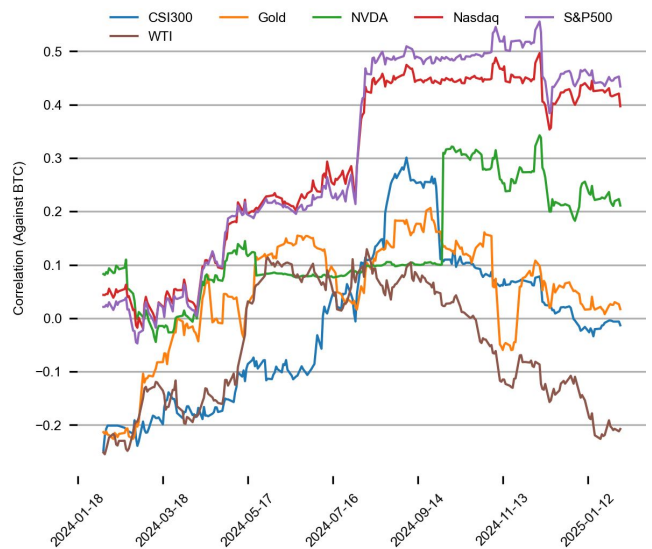


## CROSS ASSET METRICS

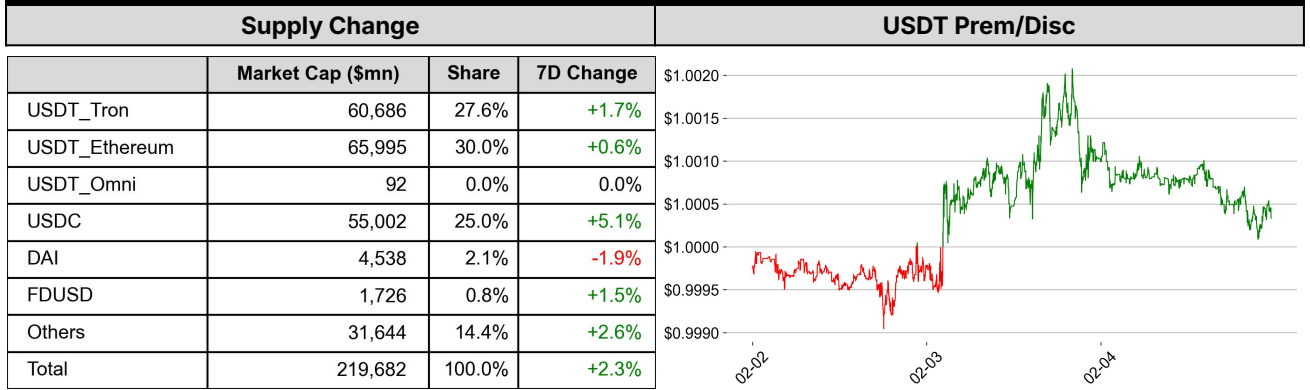
### Volatility



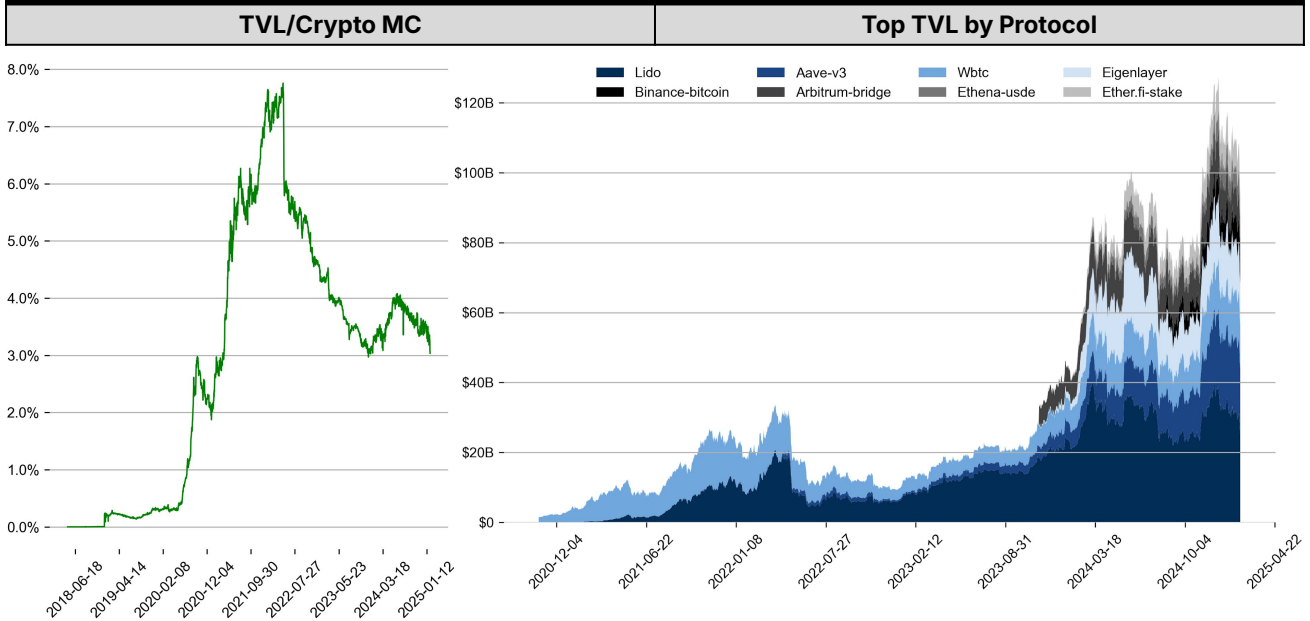
### Correlation



## STABLECOIN



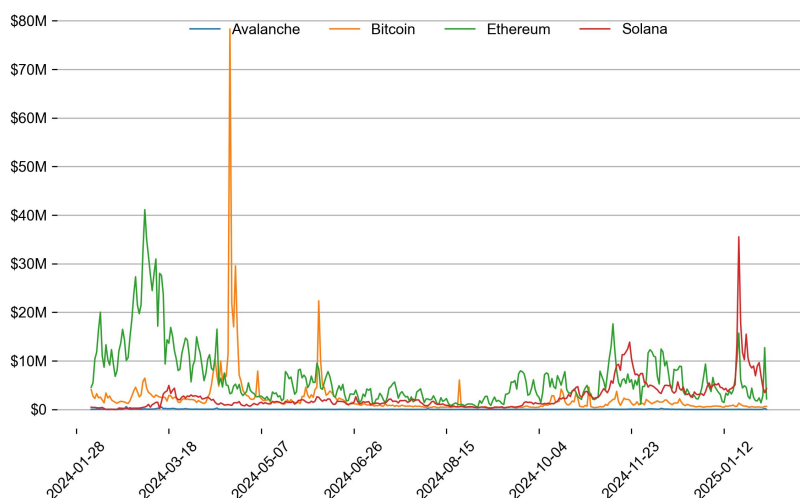
## ONCHAIN MOVES



### Top TVL Gainers\*

#	Name	7D Change
1	Royco Protocol	+33,855.0%
2	Mezo Network	+133.2%
3	Stargate V2	+113.4%
4	Kernel	+75.9%
5	Cian Bera	+64.8%

### Daily Network Fees



\* 5 largest 7 day TVL change in % terms from the universe of minimum \$100m TVL protocols, according to DefiLlama.

## EVENTS CALENDAR

Date	Title	Coins / Hosts
Feb 5, 2025	Earnings Call	\$MSTR
Feb 6, 2025	TGE	ANALOG
Feb 7, 2025	US Unemployment Rate	
Feb 10, 2025	\$65M Unlock	\$APT
Feb 10, 2025	Potential CME Futures	\$XRP, \$SOL
Feb 12, 2025	US CPI	
Feb 12, 2025	Powell's Testimony	
Feb 13, 2025	US PPI	
Feb 13, 2025	Earnings Call	COIN
Feb 14, 2025	~\$77M Unlock	\$SAND
Feb 18, 2025	Consensus Hong Kong	
Feb 19, 2025	FOMC Meeting Minutes	
Feb 20, 2025	~90M Unlock	\$MELANIA
Feb 21, 2025	Integration with Telegram	\$TON
Feb 25, 2025	FTX First Repayment Start	
Feb 26, 2025	Earnings Call	\$NVDA

## DATA EXPLAINER

Headers	Source	Note
<b>PRICE ACTIONS</b> <b>TRADING VOLUME</b> <b>ORDER BOOK</b> <b>DEPTH</b> <b>DERIVATIVES</b>	Presto Labs	<p><b>Time Zone Analysis</b> separates out the asset's price action according to the business hours in Asia, Europe and US region. This is to identify which geography is responsible for price actions of the last 24hrs. The cut-offs are,</p> <ul style="list-style-type: none"> <li>- Asia: UTC 22:00 -1 to UTC 6:00</li> <li>- Europe: UTC 6:00 to 14:00</li> <li>- US: UTC 14:00 to 22:00</li> </ul> <p><b>Sector</b> constituents are, AI(FET, AGIX, OCEAN), BTC Eco(BCH, BSV, ICP, STX, ORDI), CEX(BNB, CRO, OKB, KCS, BGB), Data(LINK, GRT), DePIN(ICP, FIL, AR, HNT, SIA), DEX(UNI, INJ, RUNE, SNX, DYDX, OSMO, CRV, CAKE, GMX), Digital Gold(BTC), Gaming/Metaverse(IMX, BEAM, SAND, GALA, AXS, WEMIX, RON), LO(AVAX, DOT, TIA), L2(MATIC, OP, MNT, ARB, STRK), Lending(MKR, AAVE, COMP), Liquid Staking(LDO, RPL, JTO), Meme(DOGE, SHIB, FLOKI), NFT(APE, BLUR), Payments(XRP, LTC, XLM, XMR, ZEC), RWA(ONDO, CFG), Smart Contract(ETH, BNB, SOL, ADA, TRX, TON, APT, NEAR, HBAR, VET, ALGO, FTM, SUI, FLOW, MINA). The sector return is market-cap weighted average of the constituents' returns.</p> <p><b>Exchanges:</b> 24H spot price &amp; volume % changes and dominance ratios are from CoinGecko. Time Zone Analysis is based on data from Binance. Spot volume leaders are based on data from Binance Bybit, Coinbase, Kraken, OKX, KuCoin, HTX, Upbit, Gate.io. Futures data are from Binance OKX, Bybit, KuCoin. Options data are from Deribit.</p>
<b>TRADFI</b>	Investing.com Farside Investors	<b>BTC Spot ETF Flows</b> are based on data shown on farside.co.uk at UTC 03:00. Due to varying data reporting schedules among ETF sponsors, the figures may not encompass data from all 10 ETFs.
<b>STABLECOIN ONCHAIN MOVES</b>	DefiLlama	<p><b>Stablecoin Supply</b> is a proxy for fiat on/off ramp from TradFi into crypto.</p> <p><b>USDT Prem/Disc</b> reflects the USDT supply/demand imbalance, approximating the market's risk aversion towards USDT specifically, and/or the crypto market more broadly. The data is from Coinbase.</p> <p><b>TVL/ Crypto MC Ratio</b> = Total Value Locked / Crypto Market Cap. The ratio neutralizes the TVL changes caused by asset price fluctuations.</p>
<b>EVENTS CALENDAR</b>	CoinMarketCap Layer GG	<b>Events Calendar</b> provides a summary of major events happening throughout the month.

\* The Daily Market Brief is published every business day, following the Singapore calendar, excluding public holidays



## About Presto

Presto is an algorithmic trading firm where researchers and engineers solve challenging problems in global financial markets. Our core strength lies in combining engineering, mathematics, and science to navigate both digital asset and traditional finance markets with precision. Presto Research, our research unit, provides expert-driven insights to help navigate these markets effectively.

Find out more at <https://www.prestolabs.io>.

Follow Presto for more content: [X](#), [LinkedIn](#)

Follow Presto Research for latest research : [X](#), [Telegram](#)

## Authors

**Peter Chung**, Head of Research [X](#), [Telegram](#), [LinkedIn](#)

**Min Jung**, Research Analyst [X](#), [Telegram](#), [LinkedIn](#)

## Required Disclosures

*Any expression of opinion (which may be subject to change without notice) is personal to the author and the author makes no guarantee of any sort regarding accuracy or completeness of any information or analysis supplied. The views and opinions expressed herein are those of the author(s) and do not necessarily reflect the views of Presto or its affiliates. This material by itself, is not and should not be construed as an offer or a solicitation to deal in any investment product or to enter into any legal relations. This material is for informational purposes only and is only intended for sophisticated investors, and is not intended to provide accounting, legal, or tax advice, or investment recommendations, or an official statement of Presto or its affiliates. Presto, its affiliates and its employees make no representation and assume no liability to the accuracy or completeness of the information provided. Presto, its affiliates and its employees also do not warrant that such information and publications are accurate, up to date or applicable to the circumstances of any particular case. Certain statements in this document provide predictions and there is no guarantee that such predictions are currently accurate or will ultimately be realized. Prior results that are presented here are not guaranteed and prior results do not guarantee future performance. Recipients should consult their advisors before making any investment decision. Presto or its affiliates may have financial interests in, or relationships with, some of the assets, entities and/or publications discussed or otherwise referenced in the materials. Certain links that may be provided in the materials are provided for convenience and do not imply Presto's endorsement, or approval of any third-party websites or their content. Any use, review, retransmission, distribution, or reproduction of these materials, in whole or in part, is strictly prohibited in any form without the express written approval of Presto. Presto Research and related logos are trademarks of Presto, or its affiliates.*