

|            |                      |                   |                    |               |                       |             |                     |
|------------|----------------------|-------------------|--------------------|---------------|-----------------------|-------------|---------------------|
| <b>BTC</b> | \$98,635.84<br>+2.9% | <b>S&amp;P500</b> | 6,086.49<br>+0.6%  | <b>US 10Y</b> | 4.1916%<br>-0.0339PPT | <b>WTI</b>  | \$68.77<br>-1.7%    |
| <b>ETH</b> | \$3,836.25<br>+6.1%  | <b>Nasdaq</b>     | 19,732.87<br>+1.3% | <b>DXY</b>    | 106.36<br>-0.0%       | <b>Gold</b> | \$2,674.09<br>+0.2% |

- \$BTC rallied during U.S. trading hours following positive headlines. Currently, \$BTC is trading at \$98,635, while \$ETH is trading at \$3,836. Bitcoin dominance stands at 55.96%.
- During The New York Times' DealBook Summit, Powell commented that Bitcoin is akin to digital gold rather than a competitor to the dollar. He stated, "People use Bitcoin as a speculative asset. It's like gold—it's just virtual and digital," adding, "It's not a competitor for the dollar. It's really a competitor for gold."
- Noteworthy developments include Trump confirming Paul Atkins as his pick for SEC Chair (see below for more). Additionally, \$KAIA and \$AERO have been listed on Binance Futures and \$MOVE and \$MOG on Coinbase Spot.
- Over the past 24 hours, the top gainers were \$COMP, \$CVX, and \$CRV, while the top three losers were \$TRX, \$NFT, and \$RSR.

### Why New SEC Chair Paul Atkins Won't Disappoint

The news of Paul Atkins being nominated as the new SEC Chair is being overwhelmingly welcomed by the crypto industry, though some are cautioning against celebrating too early. They point out that the industry initially had high hopes when Gensler was appointed in 2021, based on his time at MIT as a blockchain professor. While it's always wise to stay measured—especially given the lingering PTSD from the industry's hard-fought war against the SEC in recent years—there are good reasons to believe the industry won't be disappointed this time. First, Trump has explicitly stated that he will be a pro-crypto President, and his cabinet nominations so far suggest he has every intention to follow through. By contrast, crypto wasn't even on Biden's campaign agenda 4 years ago. Second, on his recent podcast appearance, Atkins talked about his view on the SEC's role in crypto, saying "SEC...should accommodate activity that is not criminal and enable markets to flourish...if [crypto] challenges incumbents and helps bring down costs for investors and people who are trying to raise capital. That's why we have financial markets...to find capital find its way to businesses." If nothing else convinces you, note that Atkins has the approval from none other than Crypto Mom Hester Peirce.



**Hester Peirce**   
 @HesterPeirce

We have a lot of work to do at the SEC to advance free markets, capital formation, investor choice, and innovation. I'm delighted that Paul Atkins will be returning to lead the effort. Having worked for him during his last stint at the agency, I cannot think of a better person for the job.

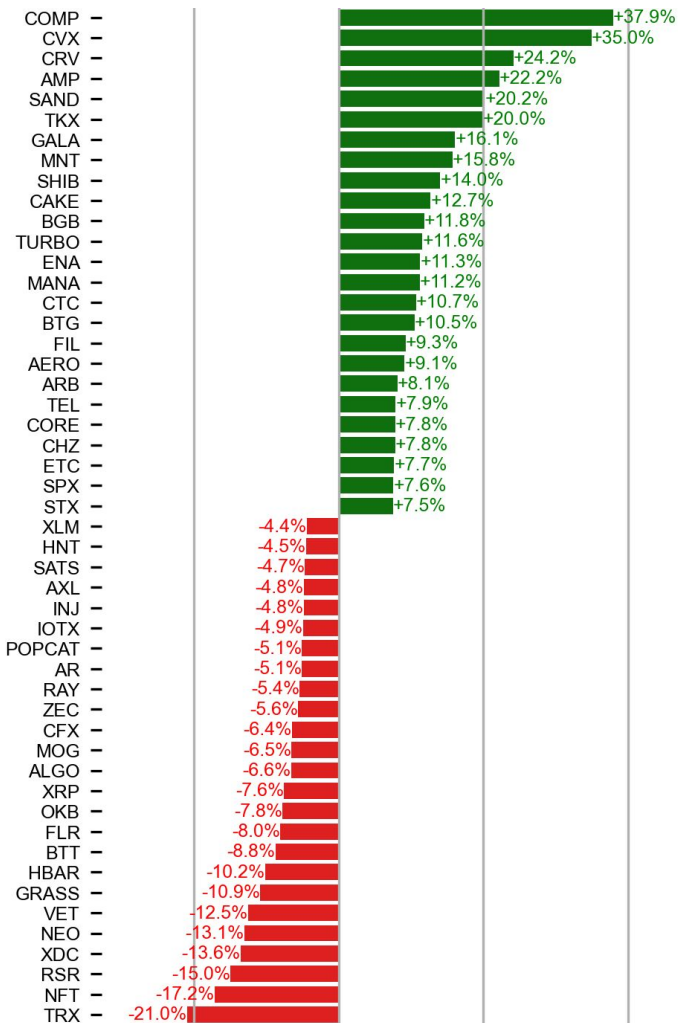
5:55 AM · Dec 5, 2024 · 195.4K Views

 261
 493
 3K
 53


Source: @HesterPeirce, X

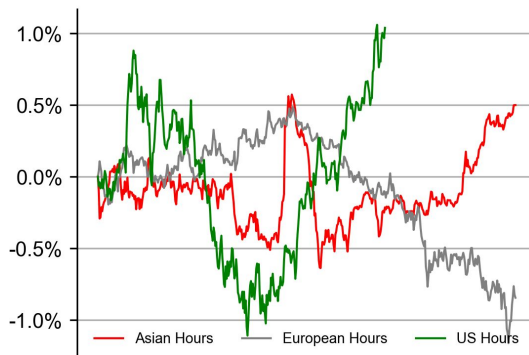
# PRICE ACTIONS

## 24H Price Change (Top/Bottom 25 from Top 200)

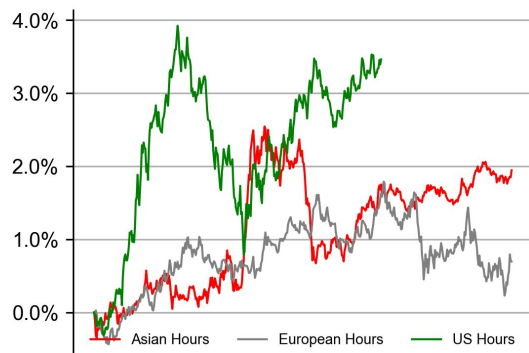


## Time Zone Analysis

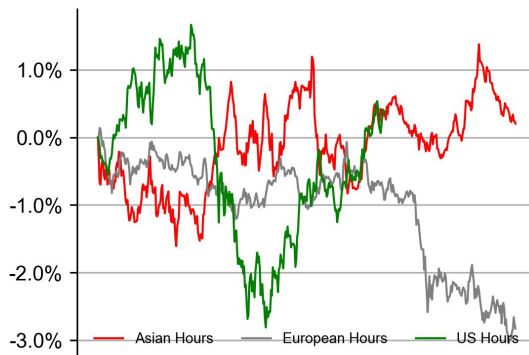
### BTC



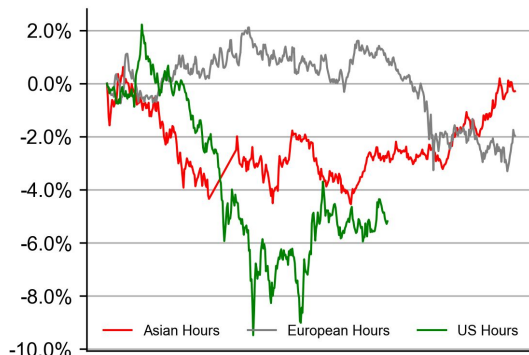
### ETH



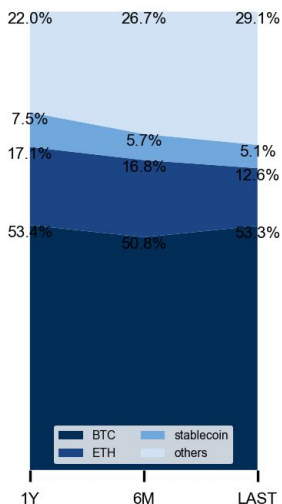
### SOL



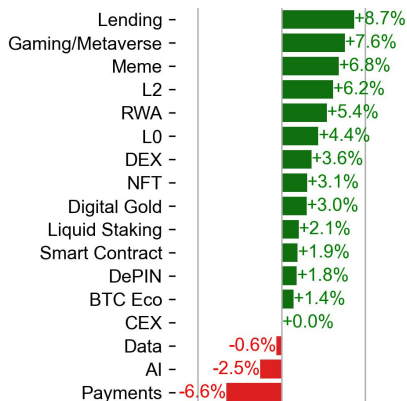
### XRP



## Dominance Ratio

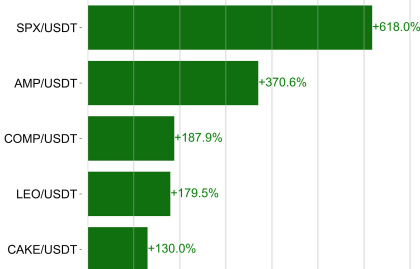


## Sector Performance

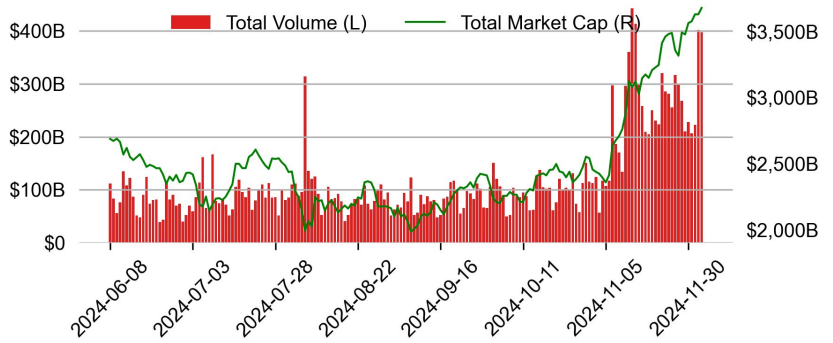


# TRADING VOLUME

## 24H Vol % Chg\*

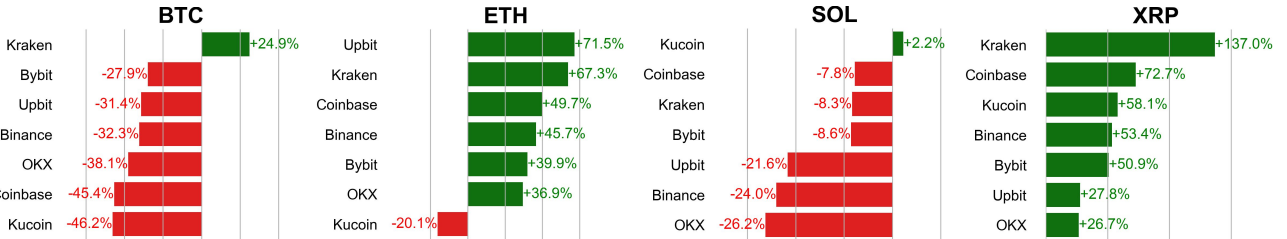


## Spot Volume



\* 5 largest 24H vol. change from the universe of top 50 assets by market cap

## Spot Volume Leaders (% chg vs ave)\*

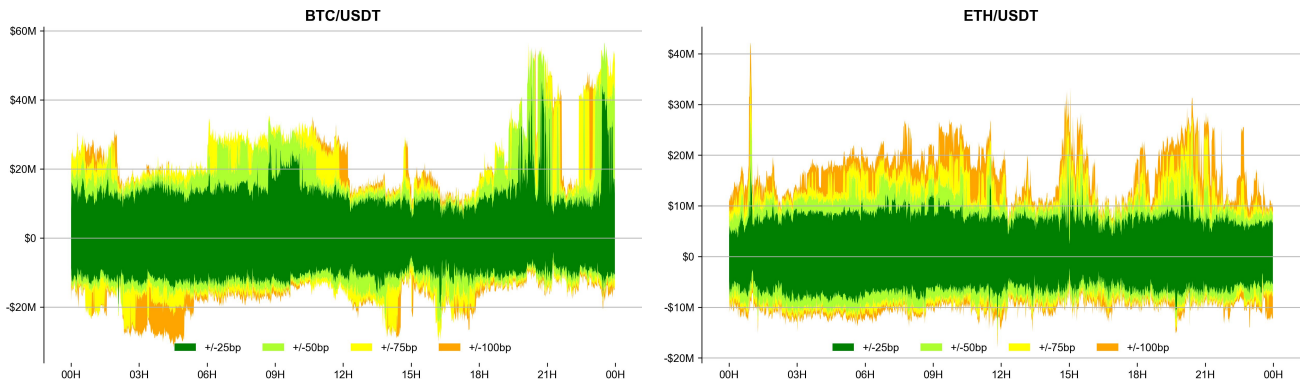


## ORDER BOOK DEPTH (within 1% best bid/ask)

### Coinbase

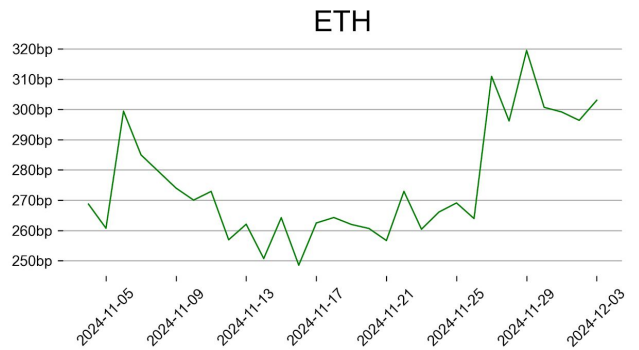
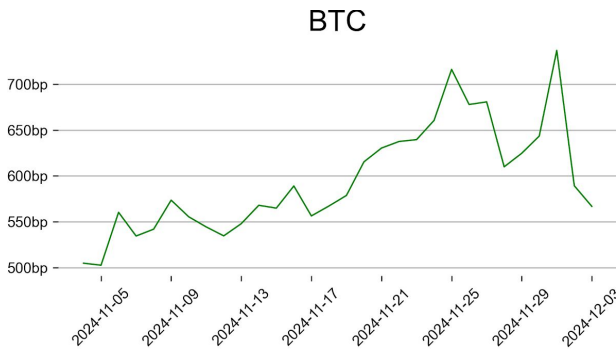


### Binance

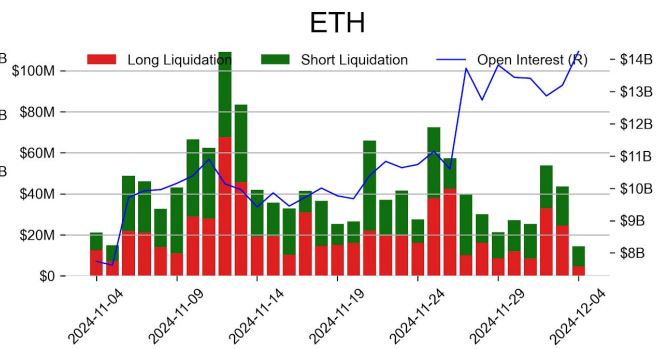
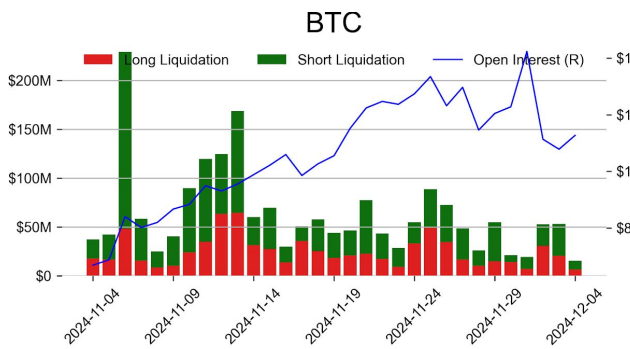


# DERIVATIVES

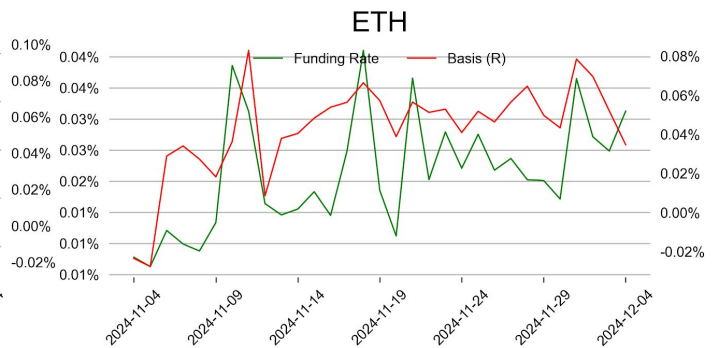
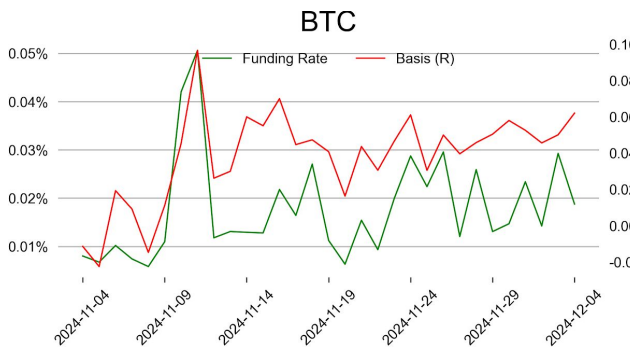
## Open Interest / Market Cap



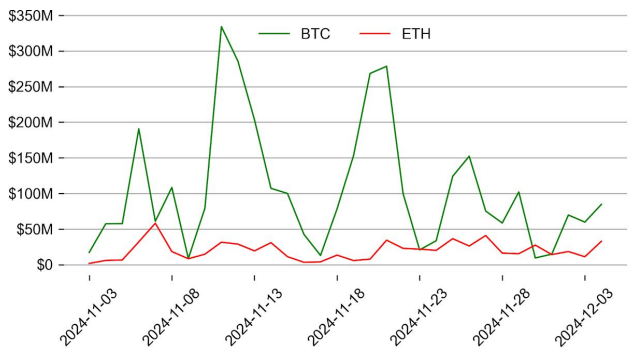
## Futures O.I. & Liquidations



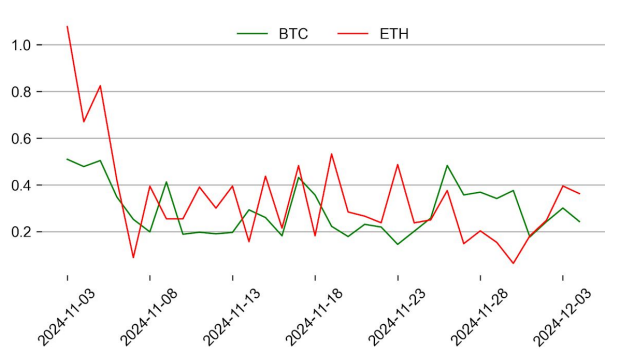
## Perps Funding Rate & Rolling Basis



## Option Volume



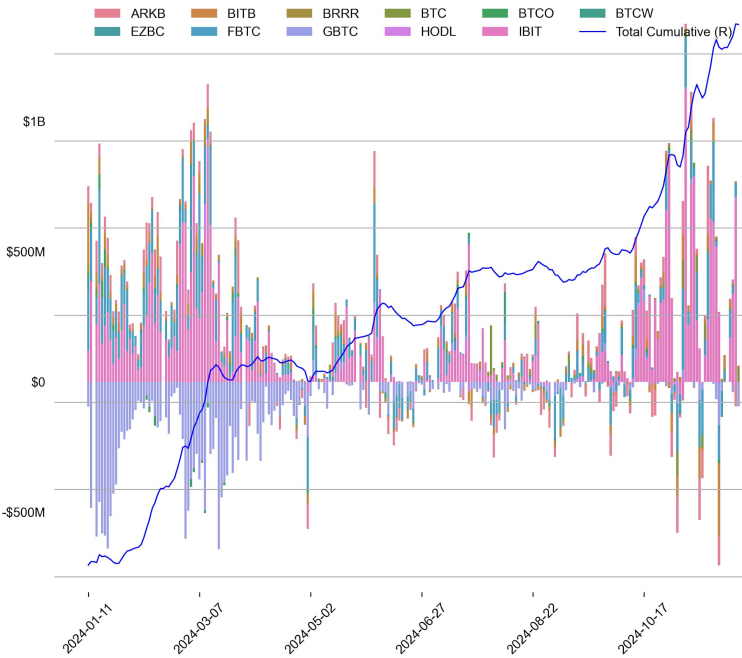
## Put Call Ratio



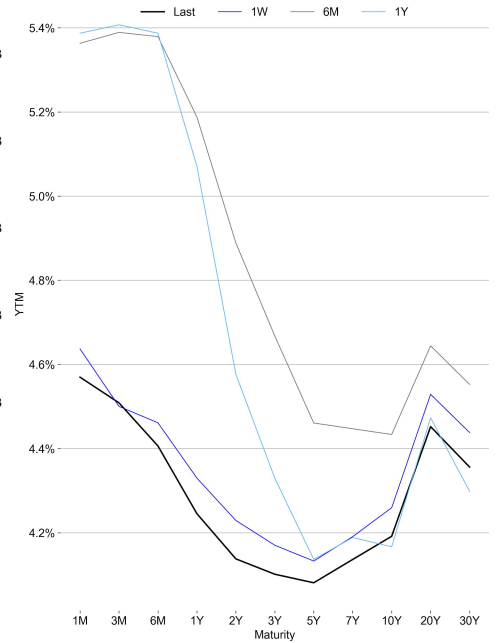
# TRADFI

|      | Stocks  |          |             |          |         | FX      |         |         |        | Commodity |         | Crypto Equity |        |       |        |
|------|---------|----------|-------------|----------|---------|---------|---------|---------|--------|-----------|---------|---------------|--------|-------|--------|
|      | S&P500  | Nasdaq   | EuroStoxx50 | HSI      | CSI300  | USD/EUR | USD/JPY | USD/CNY | DXY    | WTI       | Gold    | COIN          | MSTR   | MARA  | RIOT   |
| Last | 6086.49 | 19732.87 | 4919.15     | 19742.46 | 3930.56 | 0.9513  | 150.54  | 7.2765  | 106.36 | 68.77     | 2674.09 | 330.94        | 406.00 | 25.96 | 12.95  |
| 1D   | 0.6%    | 1.3%     | 0.8%        | -0.0%    | -0.5%   | -0.0%   | 0.6%    | -0.1%   | -0.0%  | -1.7%     | 0.2%    | 7.0%          | 8.7%   | 3.3%  | 6.7%   |
| 1M   | 6.5%    | 8.5%     | 1.4%        | -4.0%    | -0.4%   | 3.5%    | -1.0%   | 2.5%    | 2.4%   | -3.8%     | -2.6%   | 77.7%         | 82.1%  | 67.5% | 44.2%  |
| 1Y   | 33.3%   | 38.7%    | 10.5%       | 20.9%    | 15.8%   | 2.7%    | 2.3%    | 1.8%    | 2.2%   | -4.9%     | 31.3%   | 136.0%        | -29.7% | 69.9% | -14.5% |

## BTC Spot ETF Flow



## US Treasury Yield Curve



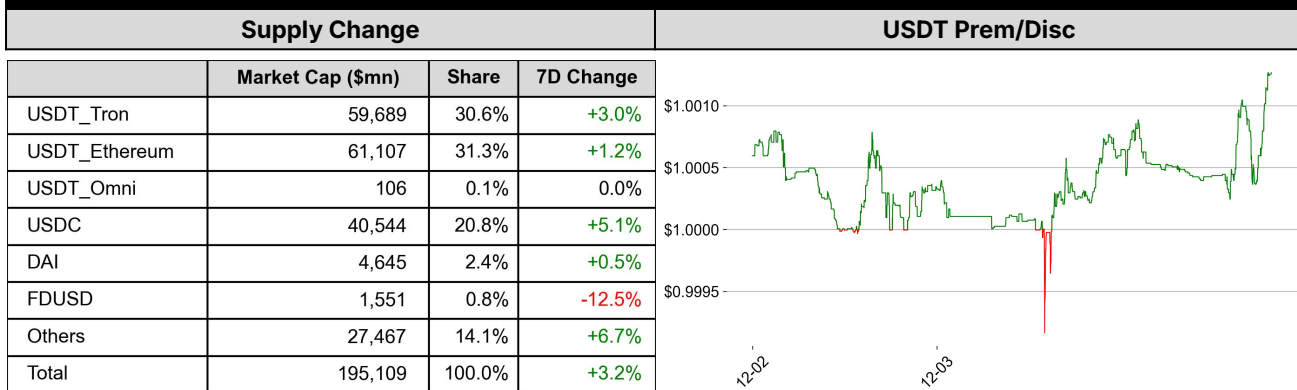
## CROSS ASSET METRICS

### Volatility

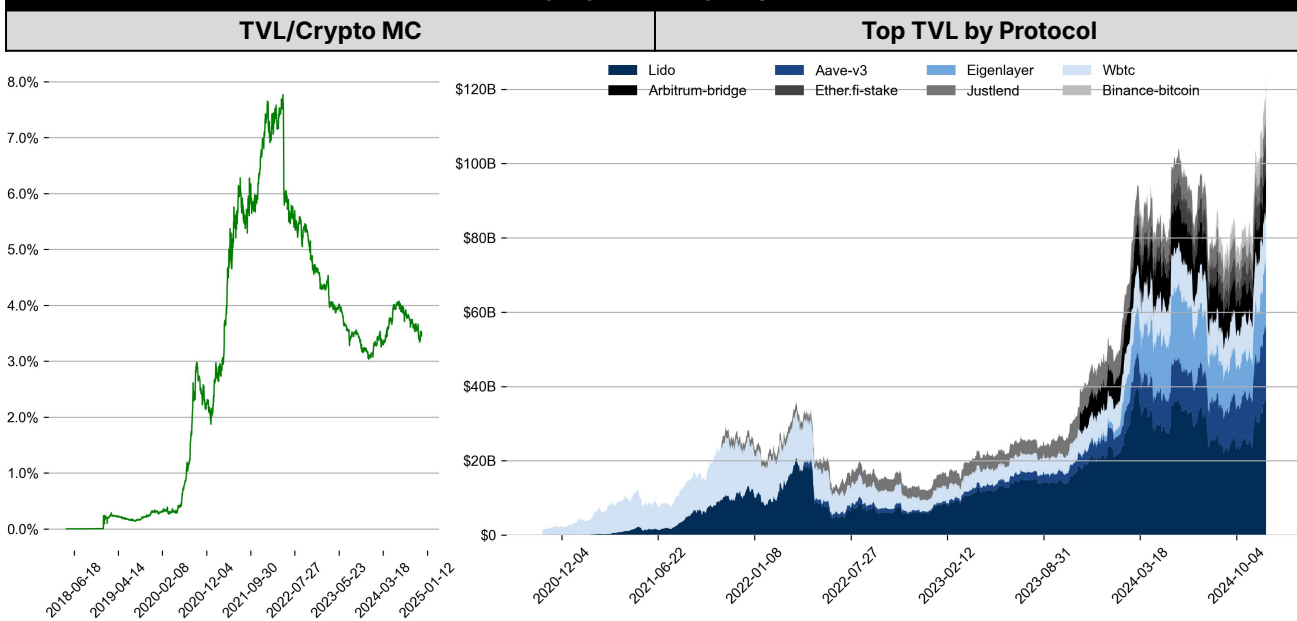
### Correlation



## STABLECOIN



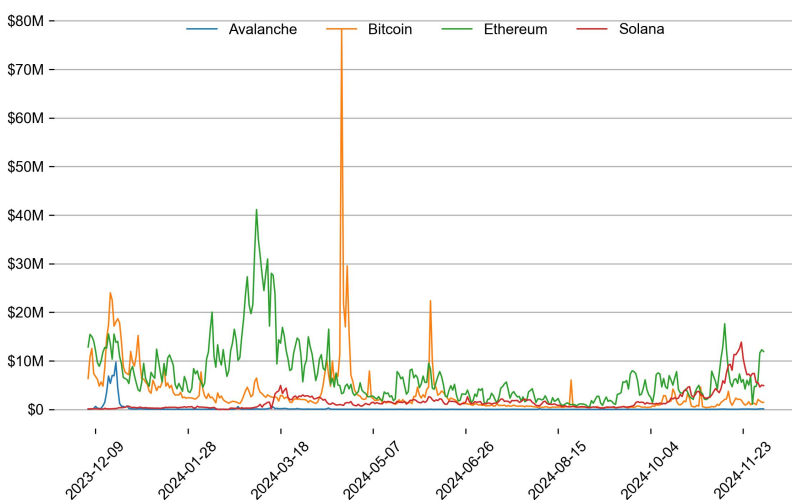
## ONCHAIN MOVES



### Top TVL Gainers\*

| # | Name           | 7D Change |
|---|----------------|-----------|
| 1 | Elixir         | +216.7%   |
| 2 | Astherus Perps | +95.5%    |
| 3 | NEOPIN Staking | +81.6%    |
| 4 | StakeDAO       | +78.7%    |
| 5 | Flexa          | +71.1%    |

### Daily Network Fees



\* 5 largest 7 day TVL change in % terms from the universe of minimum \$100m TVL protocols, according to DefiLlama.

## DATA EXPLAINER

| Headers  | Source                             | Note  |
|--|------------------------------------|---|
| <b>PRICE ACTIONS<br/>TRADING VOLUME<br/>ORDER BOOK<br/>DEPTH<br/>DERIVATIVES</b> | Presto Labs                        | <p><b>Time Zone Analysis</b> separates out the asset's price action according to the business hours in Asia, Europe and US region. This is to identify which geography is responsible for price actions of the last 24hrs. The cut-offs are,</p> <ul style="list-style-type: none"> <li>- Asia: UTC 22:00 -1 to UTC 6:00</li> <li>- Europe: UTC 6:00 to 14:00</li> <li>- US: UTC 14:00 to 22:00</li> </ul> <p><b>Sector</b> constituents are, AI(FET, AGIX, OCEAN), BTC Eco(BCH, BSV, ICP, STX, ORDI), CEX(BNB, CRO, OKB, KCS, BGB), Data(LINK, GRT), DePIN(ICP, FIL, AR, HNT, SIA), DEX(UNI, INJ, RUNE, SNX, DYDX, OSMO, CRV, CAKE, GMX), Digital Gold(BTC), Gaming/Metaverse(IMX, BEAM, SAND, GALA, AXS, WEMIX, RON), L0(AVAX, DOT, TIA), L2(MATIC, OP, MNT, ARB, STRK), Lending(MKR, AAVE, COMP), Liquid Staking(LDO, RPL, JTO), Meme(DOGE, SHIB, FLOKI), NFT(APE, BLUR), Payments(XRP, LTC, XLM, XMR, ZEC), RWA(ONDO, CFG), Smart Contract(ETH, BNB, SOL, ADA, TRX, TON, APT, NEAR, HBAR, VET, ALGO, FTM, SUI, FLOW, MINA). The sector return is market-cap weighted average of the constituents' returns.</p> <p><b>Exchanges:</b> 24H spot price &amp; volume % changes and dominance ratios are from CoinGecko. Time Zone Analysis is based on data from Binance. Spot volume leaders are based on data from Binance Bybit, Coinbase, Kraken, OKX, KuCoin, HTX, Upbit, Gate.io. Futures data are from Binance OKX, Bybit, KuCoin. Options data are from Deribit.</p> |
| <b>TRADFI</b>  | Investing.com<br>Farside Investors | <p><b>BTC Spot ETF Flows</b> are based on data shown on farside.co.uk at UTC 03:00. Due to varying data reporting schedules among ETF sponsors, the figures may not encompass data from all 10 ETFs.</p>  |
| <b>STABLECOIN<br/>ONCHAIN MOVES</b>  | DefiLlama                          | <p><b>Stablecoin Supply</b> is a proxy for fiat on/off ramp from TradFi into crypto.</p> <p><b>USDT Prem/Disc</b> reflects the USDT supply/demand imbalance, approximating the market's risk aversion towards USDT specifically, and/or the crypto market more broadly. The data is from Coinbase.</p> <p><b>TVL/ Crypto MC Ratio</b> = Total Value Locked / Crypto Market Cap. The ratio neutralizes the TVL changes caused by asset price fluctuations.</p>   |
| <b>EVENTS<br/>CALENDAR</b>   | CoinMarketCap<br>Layer GG          | <p><b>Events Calendar</b> provides a summary of major events happening throughout the month.</p>  |

\* The Daily Market Brief is published every business day, following the Singapore calendar, excluding public holidays

## About Presto

Presto is an algorithmic trading firm where researchers and engineers solve challenging problems in global financial markets. Our core strength lies in combining engineering, mathematics, and science to navigate both digital asset and traditional finance markets with precision. Presto Research, our research unit, provides expert-driven insights to help navigate these markets effectively.

Find out more at <https://www.prestolabs.io>.

Follow Presto for more content: [X](#), [LinkedIn](#)

Follow Presto Research for latest research : [X](#), [Telegram](#)

---

## Authors

**Peter Chung**, Head of Research [X](#), [Telegram](#), [LinkedIn](#)

**Min Jung**, Research Analyst [X](#), [Telegram](#), [LinkedIn](#)

---

## Required Disclosures

*Any expression of opinion (which may be subject to change without notice) is personal to the author and the author makes no guarantee of any sort regarding accuracy or completeness of any information or analysis supplied. The views and opinions expressed herein are those of the author(s) and do not necessarily reflect the views of Presto or its affiliates. This material by itself, is not and should not be construed as an offer or a solicitation to deal in any investment product or to enter into any legal relations. This material is for informational purposes only and is only intended for sophisticated investors, and is not intended to provide accounting, legal, or tax advice, or investment recommendations, or an official statement of Presto or its affiliates. Presto, its affiliates and its employees make no representation and assume no liability to the accuracy or completeness of the information provided. Presto, its affiliates and its employees also do not warrant that such information and publications are accurate, up to date or applicable to the circumstances of any particular case. Certain statements in this document provide predictions and there is no guarantee that such predictions are currently accurate or will ultimately be realized. Prior results that are presented here are not guaranteed and prior results do not guarantee future performance. Recipients should consult their advisors before making any investment decision. Presto or its affiliates may have financial interests in, or relationships with, some of the assets, entities and/or publications discussed or otherwise referenced in the materials. Certain links that may be provided in the materials are provided for convenience and do not imply Presto's endorsement, or approval of any third-party websites or their content. Any use, review, retransmission, distribution, or reproduction of these materials, in whole or in part, is strictly prohibited in any form without the express written approval of Presto. Presto Research and related logos are trademarks of Presto, or its affiliates.*