

**Aug 21, 2024 (UTC -02:00)**

State Street Positions To Drive Institutional Crypto Custody

<b>BTC</b>	<b>\$59,139.56</b>	<b>S&amp;P500</b>	<b>5,597.12</b>	<b>US 10Y</b>	<b>3.8000%</b>	<b>WTI</b>	<b>\$73.11</b>
	-0.6%		-0.2%		-0.0749PPT		-0.7%
<b>ETH</b>	<b>\$2,577.65</b>	<b>Nasdaq</b>	<b>17,814.98</b>	<b>DXY</b>	<b>101.38</b>	<b>Gold</b>	<b>\$2,553.70</b>
	-2.3%		-0.3%		-0.5%		+0.5%

- Without notable headlines, \$BTC traded sideways around the 60k area. As of now, \$BTC is trading at \$59,139 and \$ETH is trading at \$2,577. Bitcoin dominance remains near an all-time high at 57%.
- Few headlines include, Binance Labs invested in Corn, the first super yield network built around Bitcoin, The Tie and Delphi Digital introduced an Institutional Accelerator, and the SEC rejected Cboe's 19b-4 filings for Solana ETFs.
- On the listing front, new listings include \$PEPE and \$BRETT on the Upbit \$USDT market, \$BRETT on Binance Futures, and \$DOGS through the Binance Launchpool.
- During the last 24 hours, the top three gainers were \$BTT, \$BRETT, and \$TRX, while the top three losers were \$FET, \$OM, and \$PENDLE.

### State Street Positions To Drive Institutional Crypto Custody

A key missing piece in the crypto adoption into mainstream finance has been custody. The success of spot BTC ETFs has driven the market to \$60 billion, but it is currently dominated by Coinbase Custody. The hopes of TradFi custody banks to enter the market were dashed in June when the Biden White House vetoed the repeal of SAB 121, an SEC guideline that effectively blocks such a move. Last night, industry giant State Street, with \$38 trillion in custody assets, [announced a tie-up with Taurus](#), a Swiss crypto firm, to offer "tokenization solutions." Custody is a key component in the tokenization process, leading many to speculate that this move

is positioning early for a more crypto-friendly White House after November. State Street knows asymmetric payoff when it sees one.

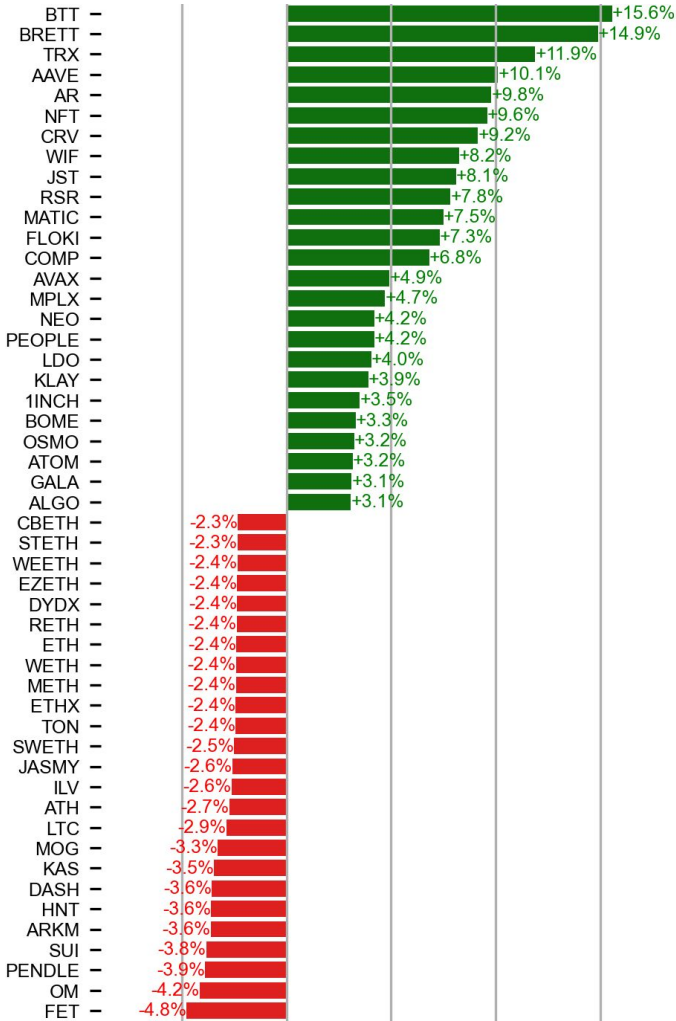
#### Top Custodian Banks By Assets

Company	AUC/AUA (US\$)	As of
BNY	46.6 trillion	May 2023 <sup>[21]</sup>
State Street	38.2 trillion	30 June 2022 <sup>[22]</sup>
JPMorgan Chase	28.6 trillion'	30 June 2022
Citi	26.8 trillion	30 June 2022
HSBC	15.7 trillion	31 December 2021
BNP Paribas	13.9 trillion	30 June 2022
Northern Trust	13.7 trillion	30 June 2022
CACEIS	7.8 trillion	31 December 2021
Societe Generale	5.0 trillion	30 June 2022

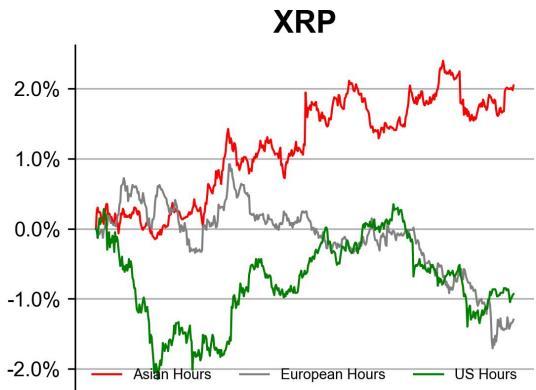
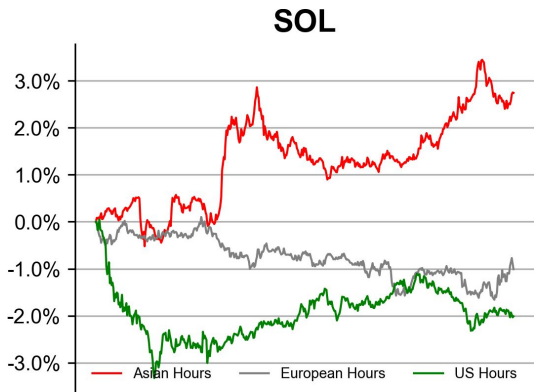
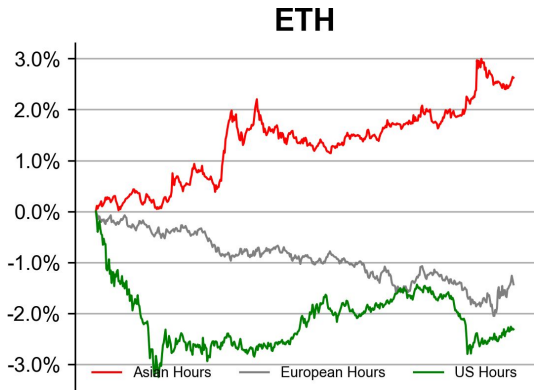
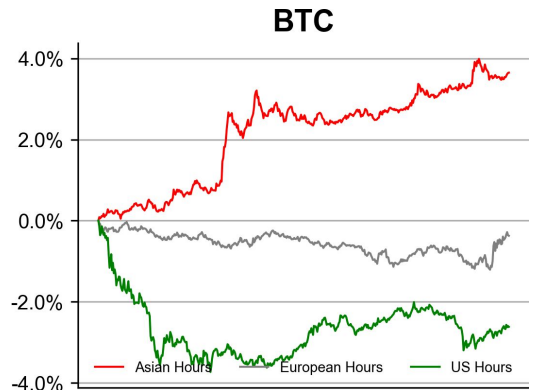
Source: Wikipedia

# PRICE ACTIONS

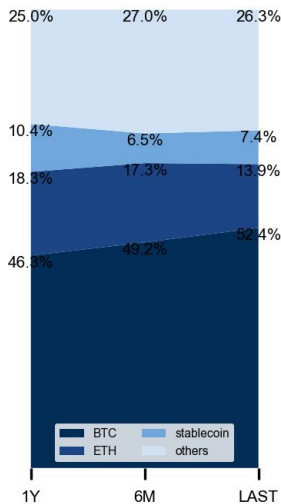
## 24H Price Change (Top/Bottom 25 from Top 200)



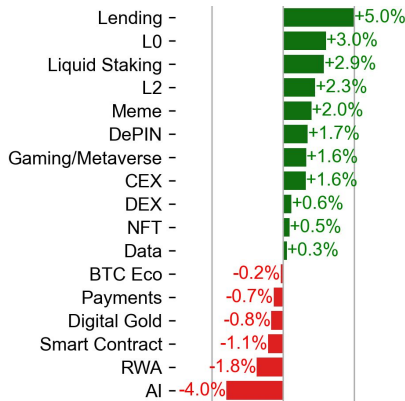
## Time Zone Analysis



## Dominance Ratio

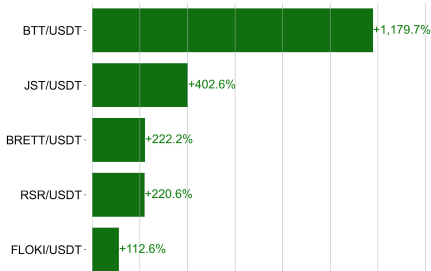


## Sector Performance

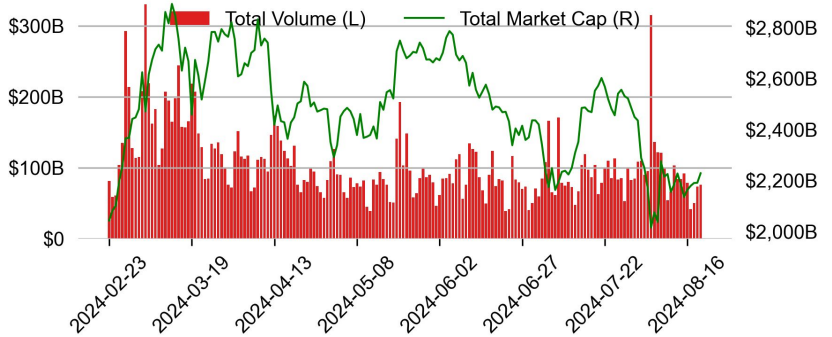


# TRADING VOLUME

## 24H Vol % Chg\*

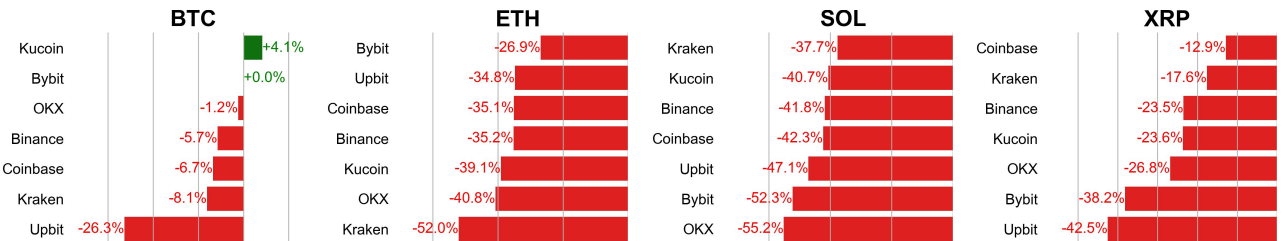


## Spot Volume



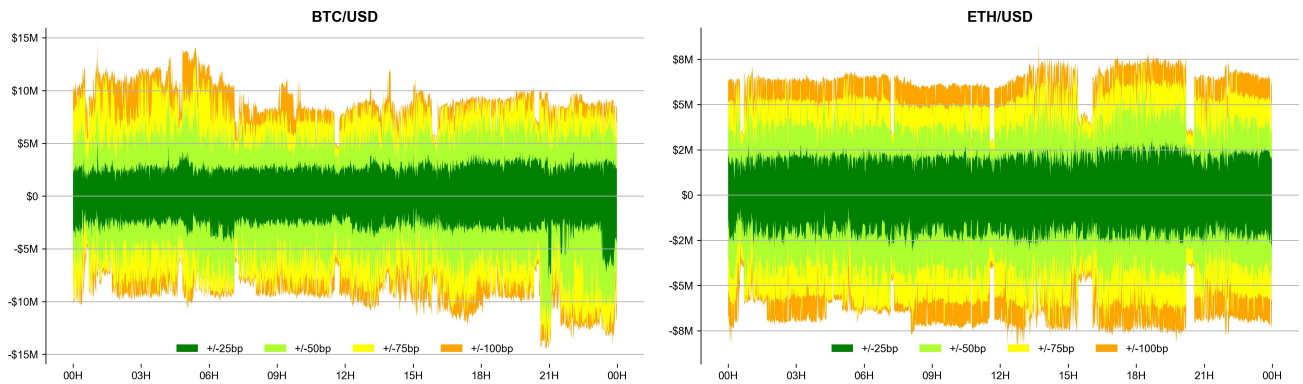
\* 5 largest 24H vol. change from the universe of top 50 assets by market cap

## Spot Volume Leaders (% chg vs ave)\*



## ORDER BOOK DEPTH (within 1% best bid/ask)

### Coinbase

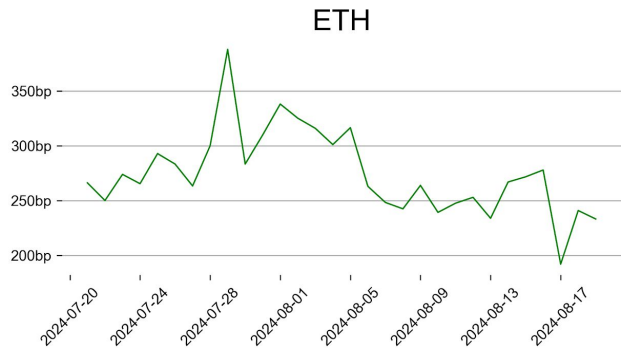
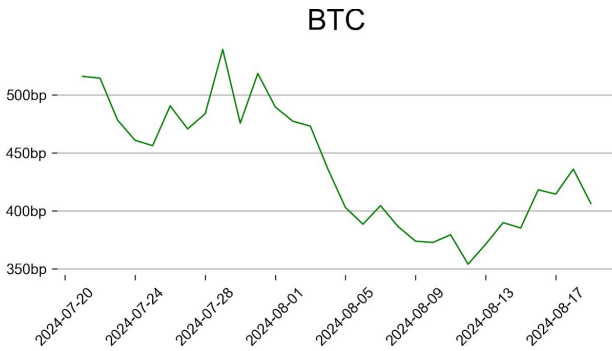


### Binance

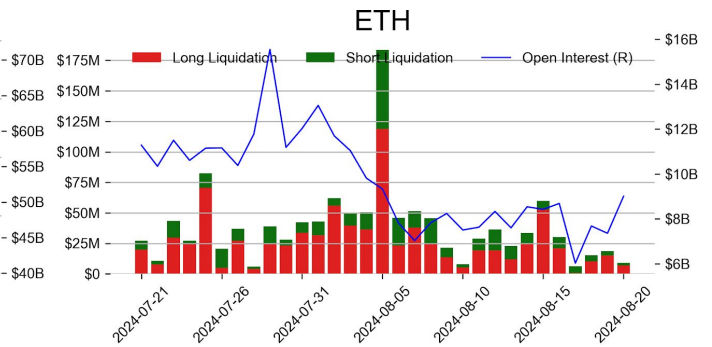
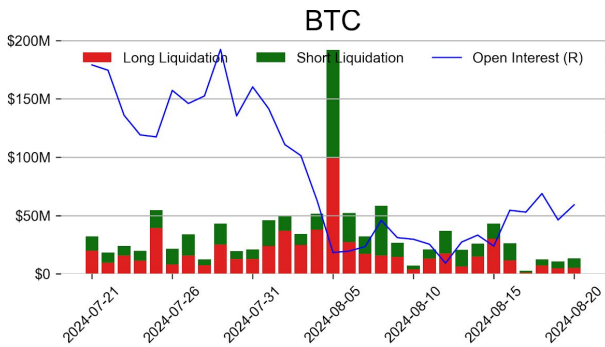


# DERIVATIVES

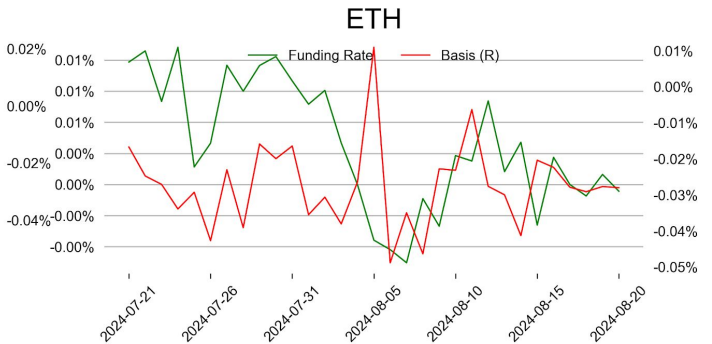
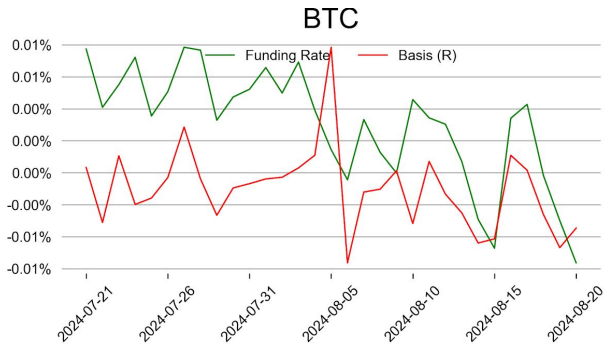
## Open Interest / Market Cap



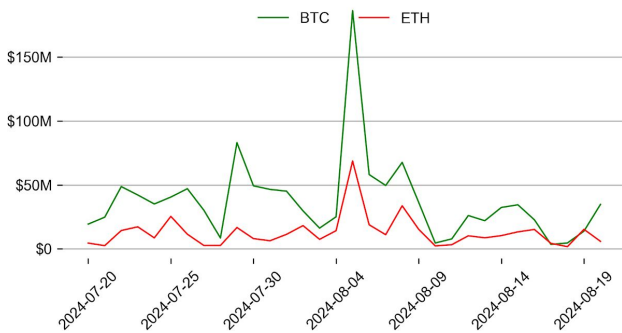
## Futures O.I. & Liquidations



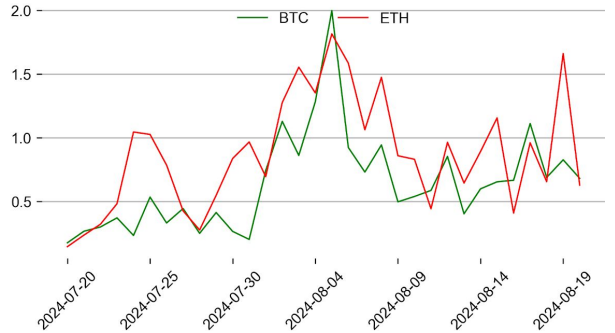
## Perps Funding Rate & Rolling Basis



## Option Volume



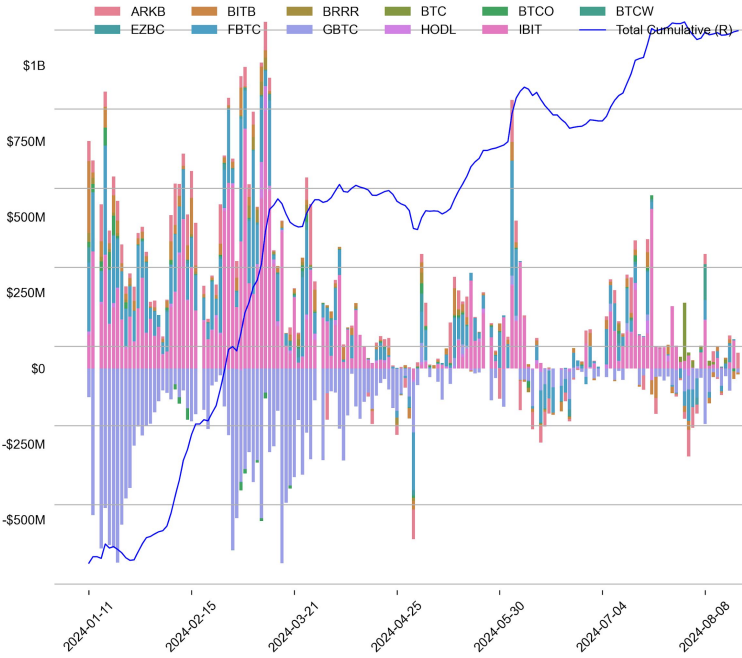
## Put Call Ratio



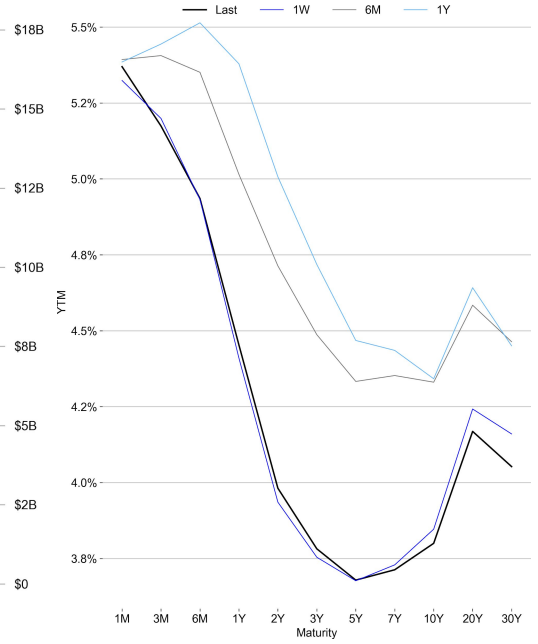
# TRADFI

	Stocks					FX				Commodity		Crypto Equity			
	S&P500	Nasdaq	EuroStoxx50	HSI	CSI300	USD/EUR	USD/JPY	USD/CNY	DXY	WTI	Gold	COIN	MSTR	MARA	RIOT
Last	5597.12	17814.98	4857.55	17511.08	3332.70	0.8987	145.32	7.1328	101.38	73.11	2553.70	197.25	133.69	16.42	8.04
1D	-0.2%	-0.3%	-0.3%	-0.3%	-0.7%	-0.4%	-0.8%	-0.1%	-0.5%	-0.7%	0.5%	-3.5%	-1.2%	-0.1%	-0.1%
1M	1.7%	0.5%	0.6%	0.5%	-5.8%	-2.2%	-7.7%	-1.9%	-2.9%	-8.8%	5.4%	-23.5%	-92.5%	-33.6%	-33.2%
1Y	27.2%	32.0%	15.0%	-0.6%	-10.6%	-2.1%	-0.6%	-2.1%	-1.9%	-9.4%	32.8%	162.0%	-60.1%	48.6%	-25.1%

## BTC Spot ETF Flow

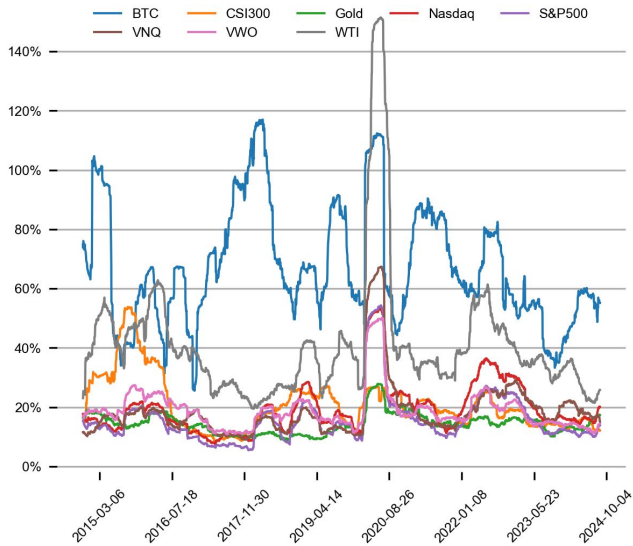


## US Treasury Yield Curve

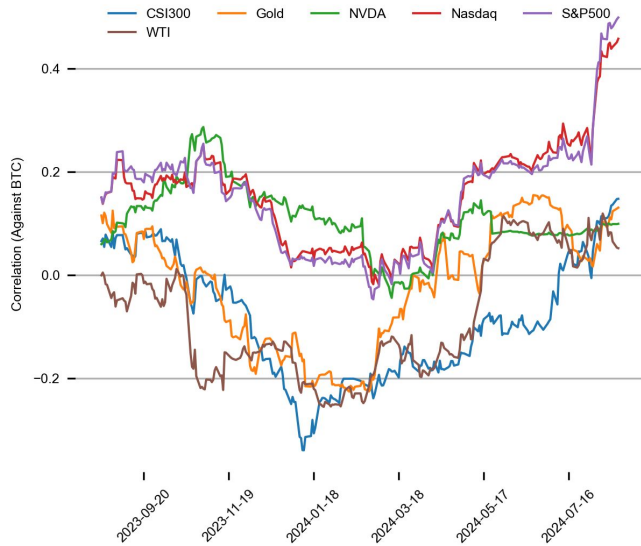


## CROSS ASSET METRICS

### Volatility

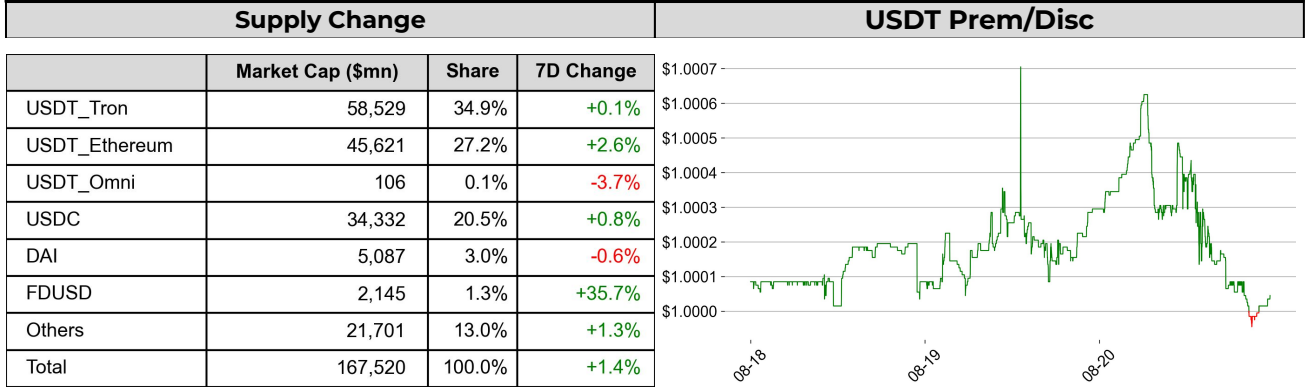


### Correlation

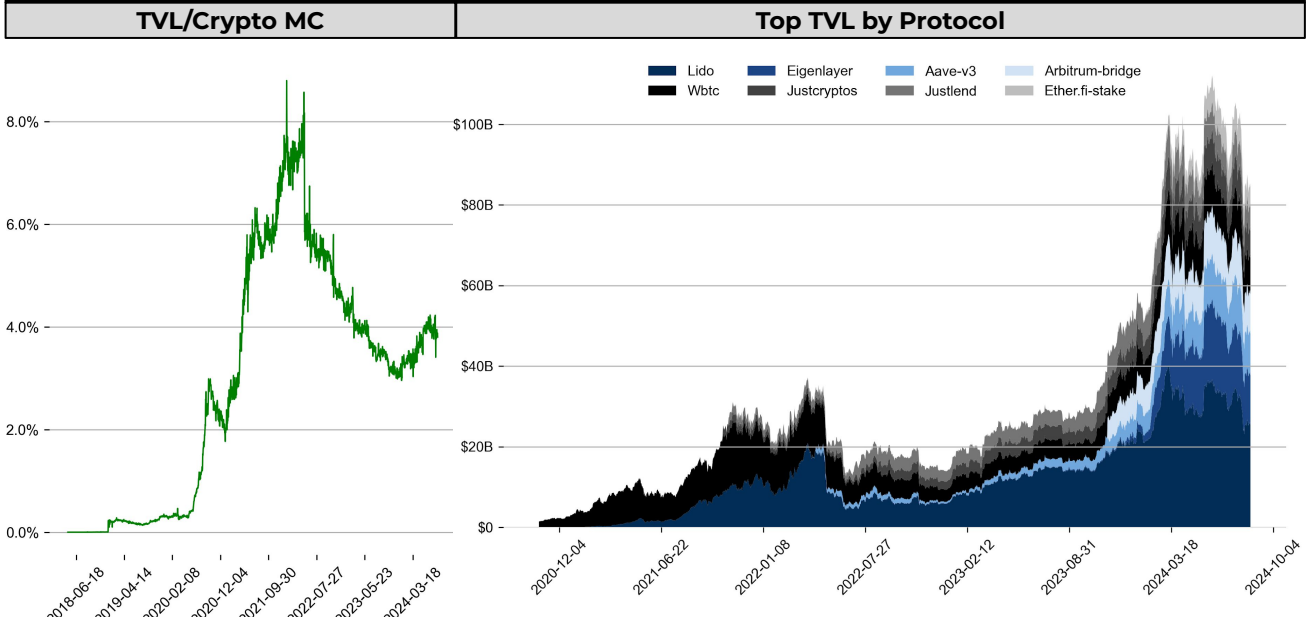




## STABLECOIN



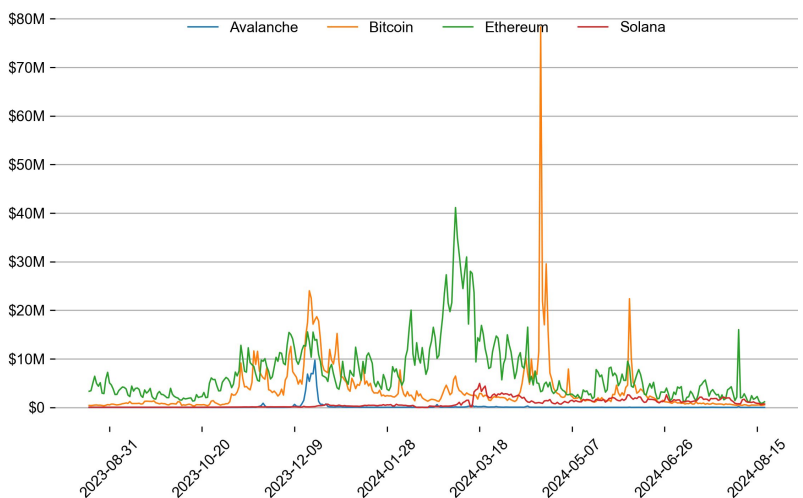
## ONCHAIN MOVES



### Top TVL Gainers\*

#	Name	7D Change
1	Symbiotic	+53.9%
2	Pell Network	+49.3%
3	SUNSwap V2	+23.2%
4	SUNSwap V3	+22.5%
5	SUNSwap V1	+20.5%

### Daily Network Fees



\* 5 largest 7 day TVL change in % terms from the universe of minimum \$100m TVL protocols, according to DefiLlama.

## EVENTS CALENDAR

Date	Title	Coins / Hosts
Aug 22, 2024	Jackson Hole Meeting	US
Aug 26, 2024	V0.13.2 Upgrade (Mainnet)	\$STRK
Aug 26, 2024	FTX Japan Rebranding	\$FTT
Aug 28, 2024	Earnings	\$NVDA
Aug 30, 2024	Treasure chain Mainnet	\$MAGIC
Aug 30, 2024	Worldchain (L2, Summer)	\$WLD
Aug 30, 2024	V4 Hardfork	\$AERGO
Aug 30, 2024	Nakamoto Upgrade activation	\$STX

## DATA EXPLAINER

Headers	Source	Note
<b>PRICE ACTIONS</b> <b>TRADING VOLUME</b> <b>ORDER BOOK</b> <b>DEPTH</b> <b>DERIVATIVES</b>	Presto Labs	<p><b>Time Zone Analysis</b> separates out the asset's price action according to the business hours in Asia, Europe and US region. This is to identify which geography is responsible for price actions of the last 24hrs. The cut-offs are,</p> <ul style="list-style-type: none"> <li>- Asia: UTC 22:00 -1 to UTC 6:00</li> <li>- Europe: UTC 6:00 to 14:00</li> <li>- US: UTC 14:00 to 22:00</li> </ul> <p><b>Sector</b> constituents are, AI(FET, AGIX, OCEAN), BTC Eco(BCH, BSV, ICP, STX, ORDI), CEX(BNB, CRO, OKB, KCS, BGB), Data(LINK, GRT), DePIN(ICP, FIL, AR, HNT, SIA), DEX(UNI, INJ, RUNE, SNX, DYDX, OSMO, CRV, CAKE, GMX), Digital Gold(BTC), Gaming/Metaverse(IMX, BEAM, SAND, GALA, AXS, WEMIX, RON), L0(AVAX, DOT, TIA), L2(MATIC, OP, MNT, ARB, STRK), Lending(MKR, AAVE, COMP), Liquid Staking(LDO, RPL, JTO), Meme(DOGE, SHIB, FLOKI), NFT(APE, BLUR), Payments(XRP, LTC, XLM, XMR, ZEC), RWA(ONDO, CFG), Smart Contract(ETH, BNB, SOL, ADA, TRX, TON, APT, NEAR, HBAR, VET, ALGO, FTM, SUI, FLOW, MINA). The sector return is market-cap weighted average of the constituents' returns.</p> <p><b>Exchanges:</b> 24H spot price &amp; volume % changes and dominance ratios are from CoinGecko. Time Zone Analysis is based on data from Binance. Spot volume leaders are based on data from Binance Bybit, Coinbase, Kraken, OKX, KuCoin, HTX, Upbit, Gate.io. Futures data are from Binance OKX, Bybit, KuCoin. Options data are from Deribit.</p>
<b>TRADFI</b>	Investing.com Farside Investors	<p><b>BTC Spot ETF Flows</b> are based on data shown on farside.co.uk at UTC 03:00. Due to varying data reporting schedules among ETF sponsors, the figures may not encompass data from all 10 ETFs.</p>
<b>STABLECOIN</b> <b>ONCHAIN MOVES</b>	DefiLlama	<p><b>Stablecoin Supply</b> is a proxy for fiat on/off ramp from TradFi into crypto.</p> <p><b>USDT Prem/Disc</b> reflects the USDT supply/demand imbalance, approximating the market's risk aversion towards USDT specifically, and/or the crypto market more broadly. The data is from Coinbase.</p> <p><b>TVL/ Crypto MC Ratio</b> = Total Value Locked / Crypto Market Cap. The ratio neutralizes the TVL changes caused by asset price fluctuations.</p>
<b>EVENTS CALENDAR</b>	The Tie LayerGG	<p><b>Token Unlocks</b> shows those whose unlock amount is greater than 6% of the average trading volume from the universe of top 200 crypto assets by market cap.</p> <p><b>Other Events</b> show summary of other major events over the next 30 days.</p>

\* The Daily Market Brief is published every business day, following the Singapore calendar, excluding public holidays



## About Presto

Presto is a Singapore-based algorithmic trading and financial services firm founded in 2014. Presto focuses on delivering exceptional value for clients through rigorous research-driven approach to investment and trade execution. With more than a 100 million trade executions in a day, Presto is a leading financial services firm in both digital assets and traditional finance markets.

Find out more at <https://www.prestolabs.io>.

Follow Presto for more content: [X](#), [Telegram](#), [LinkedIn](#)

## Authors

Peter Chung, Head of Research : [X](#), [Telegram](#), [LinkedIn](#)

Min Jung, Research Analyst : [X](#), [Telegram](#), [LinkedIn](#)

## Required Disclosures

*Any expression of opinion (which may be subject to change without notice) is personal to the author and the author makes no guarantee of any sort regarding accuracy or completeness of any information or analysis supplied. The views and opinions expressed herein are those of the author(s) and do not necessarily reflect the views of Presto Labs or its affiliates. This material by itself, is not and should not be construed as an offer or a solicitation to deal in any investment product or to enter into any legal relations. This material is for informational purposes only and is only intended for sophisticated investors, and is not intended to provide accounting, legal, or tax advice, or investment recommendations, or an official statement of Presto Labs or its affiliates. Presto Labs, its affiliates and its employees make no representation and assume no liability to the accuracy or completeness of the information provided. Presto Labs, its affiliates and its employees also do not warrant that such information and publications are accurate, up to date or applicable to the circumstances of any particular case. Certain statements in this document provide predictions and there is no guarantee that such predictions are currently accurate or will ultimately be realized. Prior results that are presented here are not guaranteed and prior results do not guarantee future performance. Recipients should consult their advisors before making any investment decision. Presto Labs or its affiliates may have financial interests in, or relationships with, some of the assets, entities and/or publications discussed or otherwise referenced in the materials. Certain links that may be provided in the materials are provided for convenience and do not imply Presto Labs' endorsement, or approval of any third-party websites or their content. Any use, review, retransmission, distribution, or reproduction of these materials, in whole or in part, is strictly prohibited in any form without the express written approval of Presto Labs. Presto Research and related logos are trademarks of Presto Labs, or its affiliates.*