



Daily Market Brief
Nov 14, 2024 (UTC -02:00)

Rick Maeda | Research Analyst
Min Jung | Research Analyst

BTC	\$90,422.22 +2.8%	S&P500	5,985.38 +0.0%	US 10Y	4.4580% +0.0295PPT	WTI	\$68.03 -0.1%
ETH	\$3,187.02 -1.7%	Nasdaq	19,236.22 -0.2%	DXY	106.48 +0.4%	Gold	\$2,575.05 -1.2%

- Following the release of the U.S. CPI data, \$BTC broke its all-time high once again, nearing the \$93,500 mark. Currently, \$BTC is trading at \$90,422, while Ethereum (\$ETH) is trading at \$3,187. Bitcoin's dominance stands at 60.99%.
- The U.S. CPI for October is 2.6% (+0.2% month-over-month), and the core CPI is 3.3% (+0.3% month-over-month), both aligning with estimates. The market now anticipates an 80.7% probability of a 25 basis-point rate cut at the December FOMC meeting.
- Yesterday's listing announcements include Upbit listing \$AGLD, Coinbase listing \$WIF and \$PEPE, and Binance listing futures for \$HIPPO and \$X.
- Over the past 24 hours, the top three gainers have been \$PNUT, \$DOGE, and \$PEPE, while the top three losers are \$SPX, \$EIGEN, and \$TIA.

Crypto Asset Managers Arca & BlockTower Announce Strategic Merger Plan

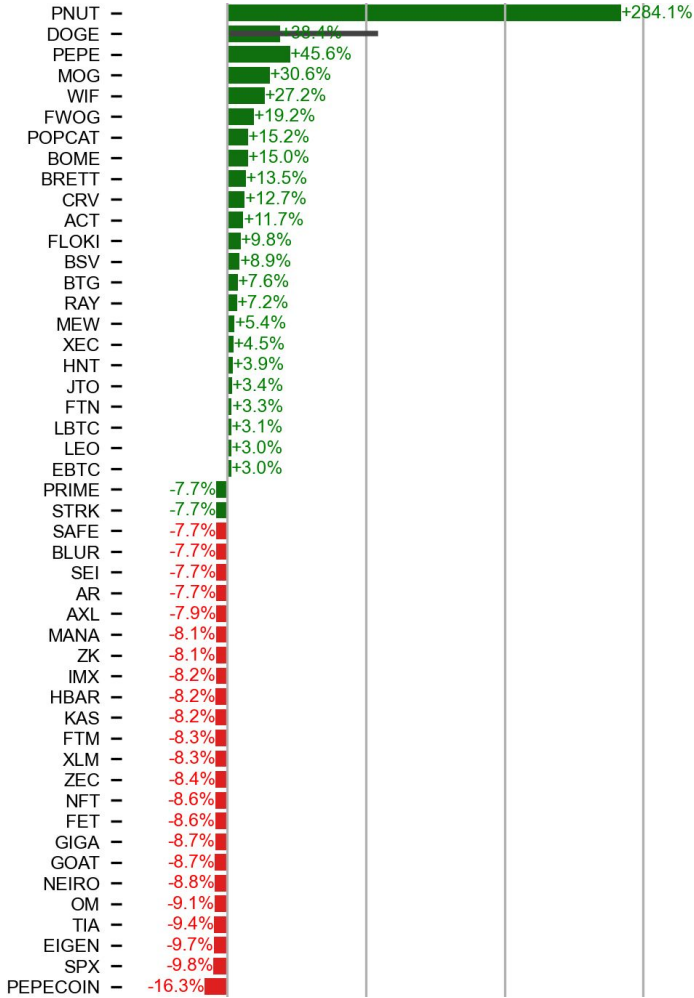
Leading cryptocurrency asset managers Arca and BlockTower Capital have signed a Letter of Intent (LOI) to merge in an all-equity deal, marking a significant consolidation in the digital asset management space. The merger, expected to close by year-end, will unite both firms under a single brand, with Arca's leadership team taking the helm of the combined entity. BlockTower's flagship fund and real-world credit assets fund will integrate into Arca, while its venture capital division will continue operating independently. Both firms are SEC-registered investment advisers and view the merger as a strategic move to enhance their institutional-grade offerings amid growing market interest in digital assets. Jeff Dorman, Arca's CIO, anticipates "ongoing consolidation and new investment vehicles," while BlockTower's CIO Ari Paul emphasized the importance of combining talent pools to compete in the maturing digital assets space.

The screenshot shows a PR Newswire article page. At the top, there are navigation tabs for 'News', 'Products', and 'Contact', along with a search bar. Below the navigation, there are category links: 'News in Focus', 'Business & Money', 'Science & Tech', 'Lifestyle & Health', 'Policy & Public Interest', and 'People & Culture'. The main headline reads 'Arca and BlockTower Intend to Merge, Unlocking Synergies and Growth Opportunities'. To the right of the headline is the Arca logo, which consists of a blue stylized 'A' above the word 'arca' in a bold, lowercase font. Below the headline, there is a section for 'NEWS PROVIDED BY' with the text 'Arca: BlockTower' and a right-pointing arrow, followed by the date 'Nov 13, 2024, 10:15 ET'. To the right of this text is a 'SHARE THIS ARTICLE' section with social media icons for Facebook, X, LinkedIn, Reddit, Email, and Print. At the bottom of the article preview, a short snippet of text reads: 'The industry-leading firms have signed a Letter of Intent (LOI) to enter into an all-equity deal.'

Source: PR Newswire

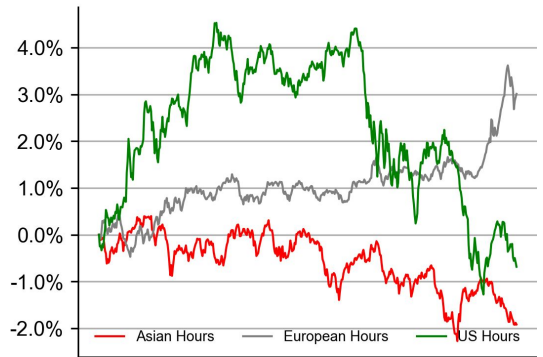
PRICE ACTIONS

24H Price Change (Top/Bottom 25 from Top 200)

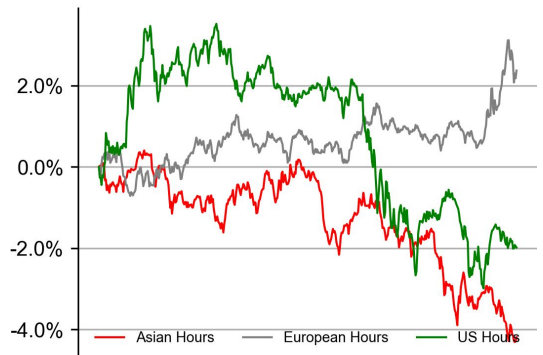


Time Zone Analysis

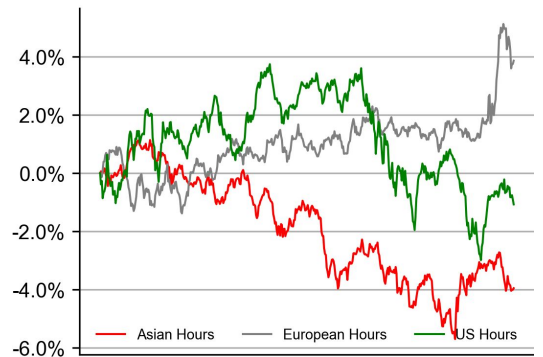
BTC



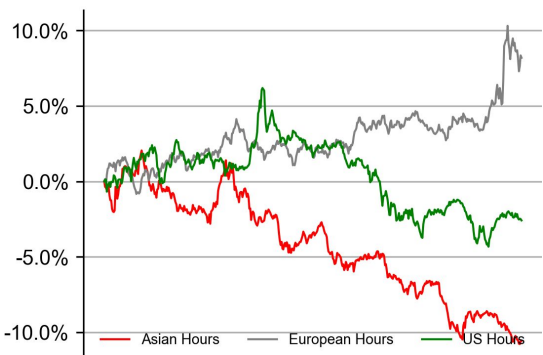
ETH



SOL

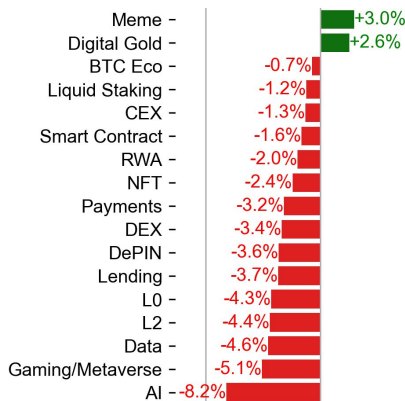
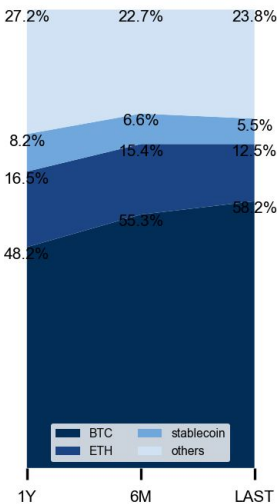


XRP



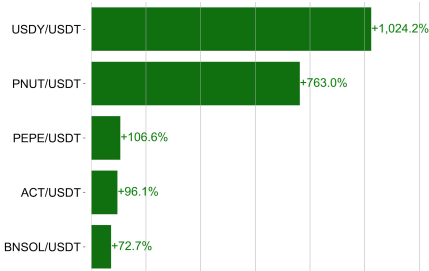
Dominance Ratio

Sector Performance



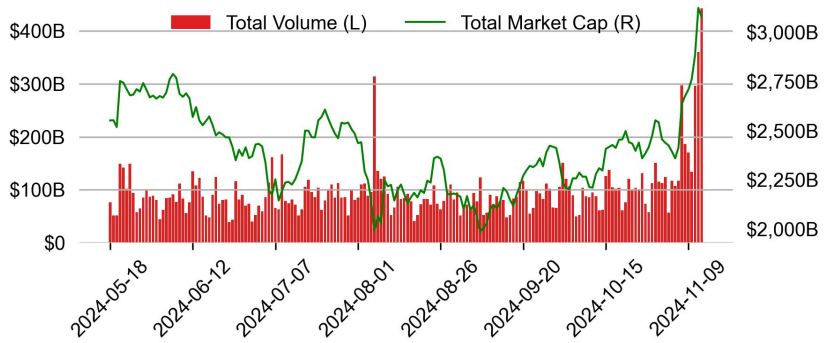
TRADING VOLUME

24H Vol % Chg*

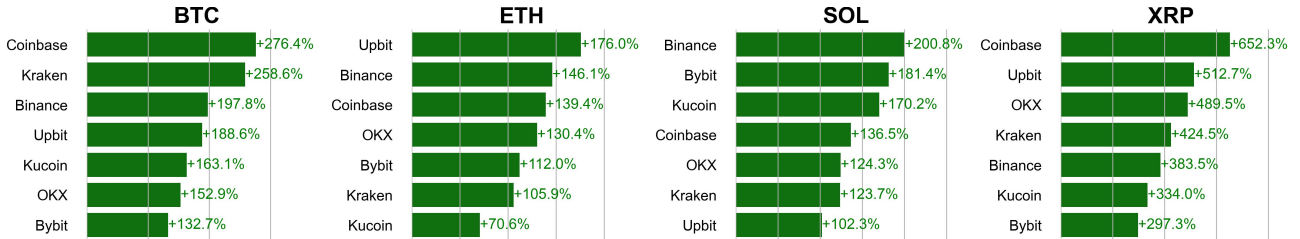


* 5 largest 24H vol. change from the universe of top 50 assets by market cap

Spot Volume

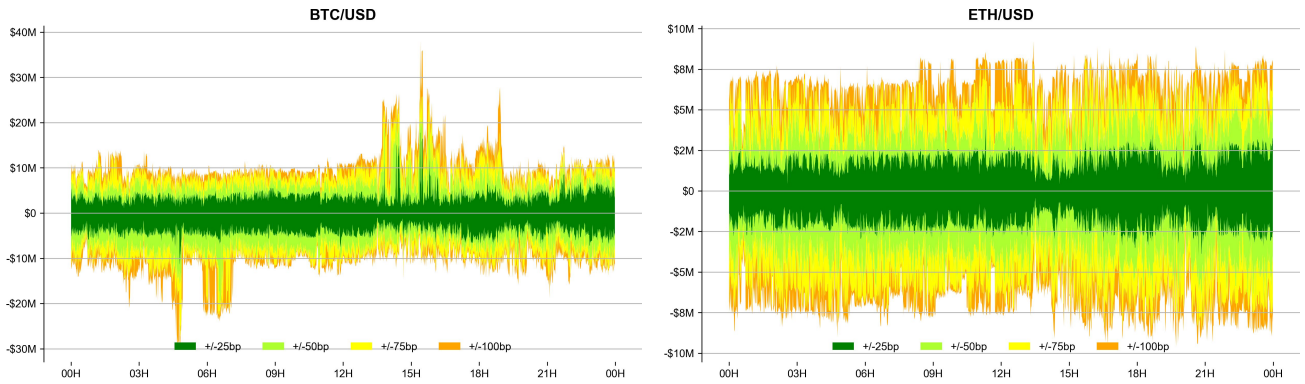


Spot Volume Leaders (% chg vs ave)*

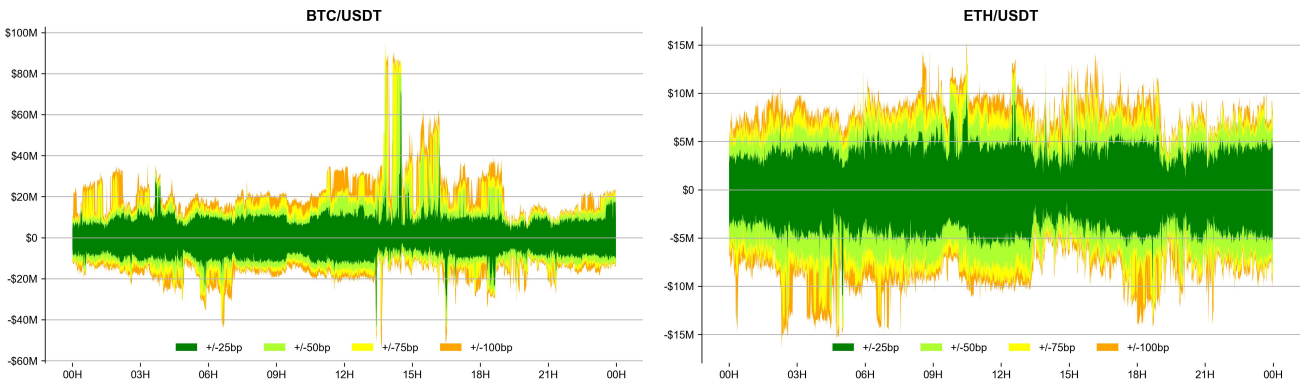


ORDER BOOK DEPTH (within 1% best bid/ask)

Coinbase

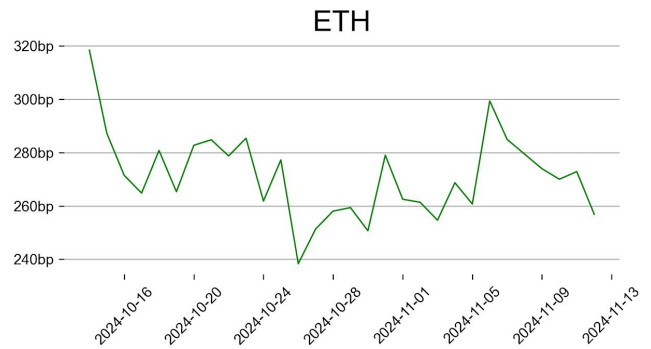
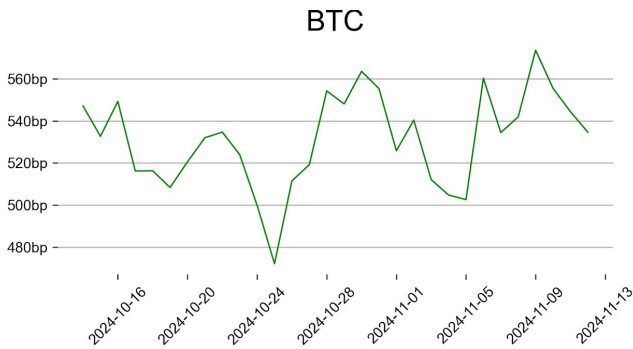


Binance

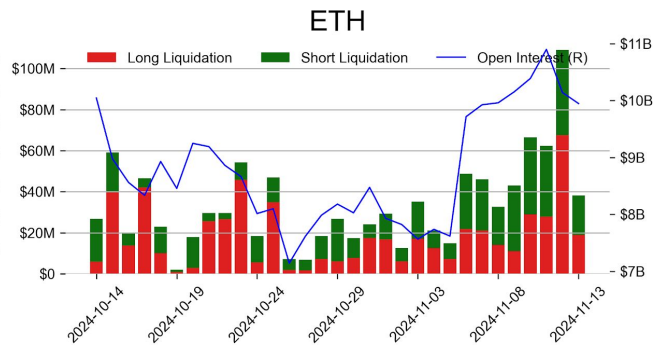
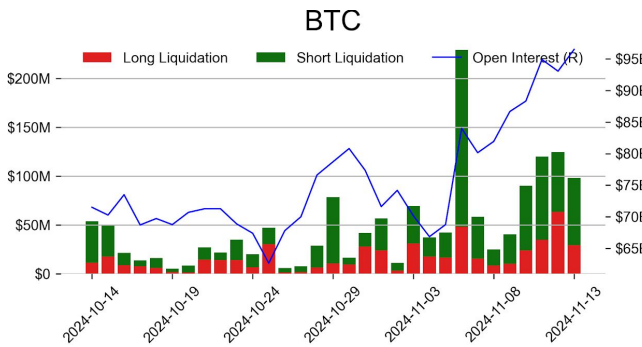


DERIVATIVES

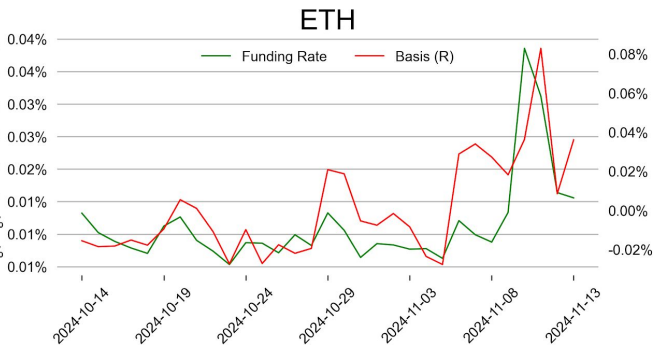
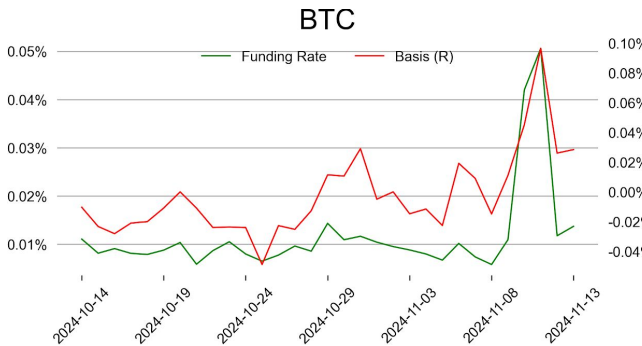
Open Interest / Market Cap



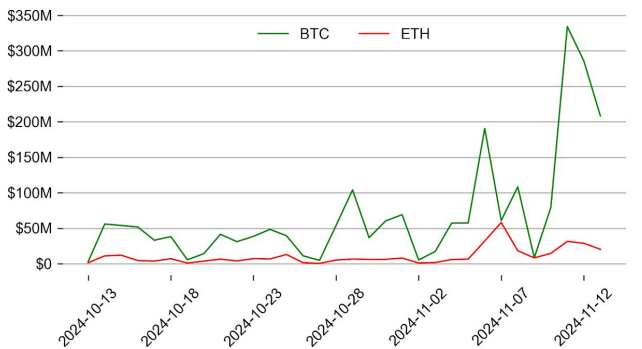
Futures O.I. & Liquidations



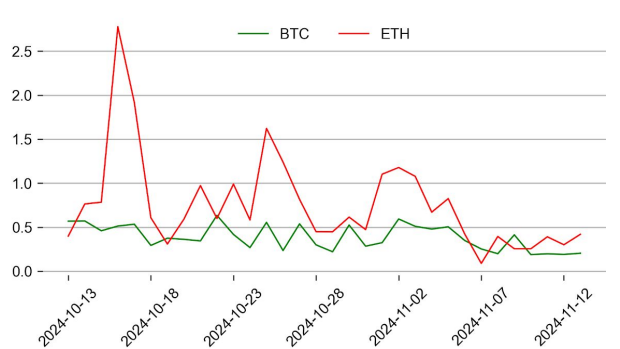
Perps Funding Rate & Rolling Basis



Option Volume



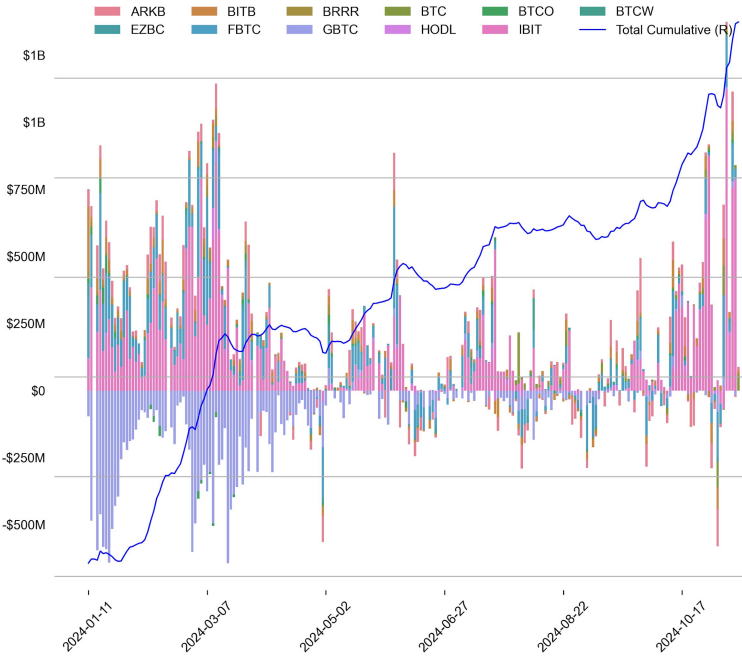
Put Call Ratio



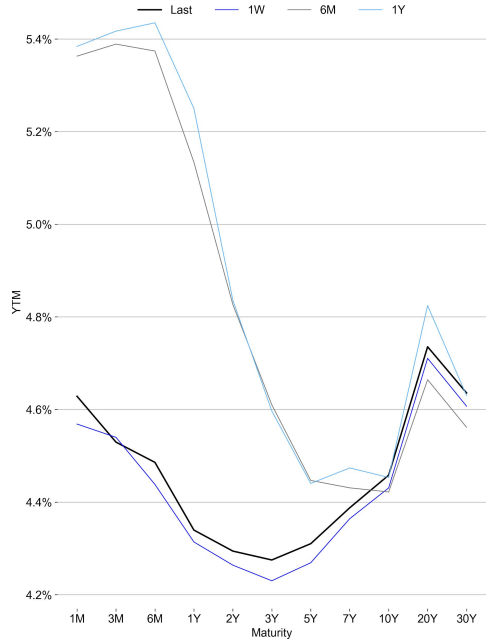
TRADFI

	Stocks					FX				Commodity		Crypto Equity			
	S&P500	Nasdaq	EuroStoxx50	HSI	CSI300	USD/EUR	USD/JPY	USD/CNY	DXY	WTI	Gold	COIN	MSTR	MARA	RIOT
Last	5985.38	19236.22	4739.75	19823.45	4110.89	0.9465	155.43	7.2256	106.48	68.03	2575.05	284.72	328.38	21.69	12.67
1D	0.0%	-0.2%	-0.1%	-0.1%	0.6%	0.6%	0.5%	-0.1%	0.4%	-0.1%	-1.2%	-10.8%	-7.9%	-14.0%	-12.3%
1M	2.1%	4.0%	-6.0%	-6.0%	3.8%	3.3%	3.8%	2.0%	3.1%	-7.1%	-3.4%	45.0%	62.8%	27.7%	45.0%
1Y	33.1%	36.5%	10.4%	13.9%	14.8%	3.0%	3.4%	-0.4%	2.3%	-13.1%	30.9%	209.2%	-31.6%	136.5%	30.2%

BTC Spot ETF Flow

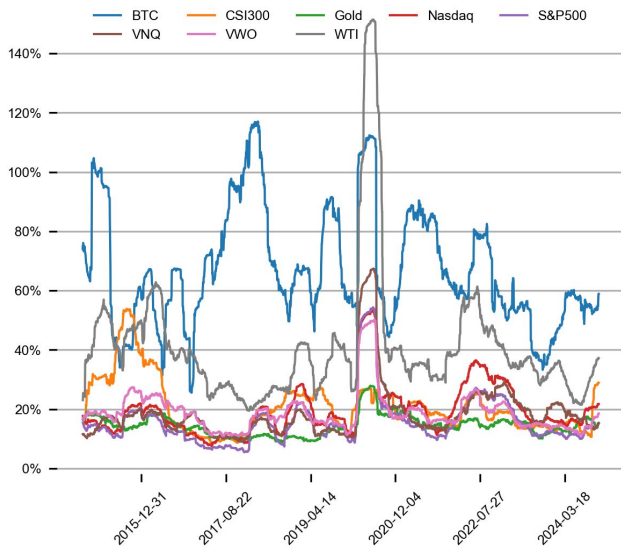


US Treasury Yield Curve

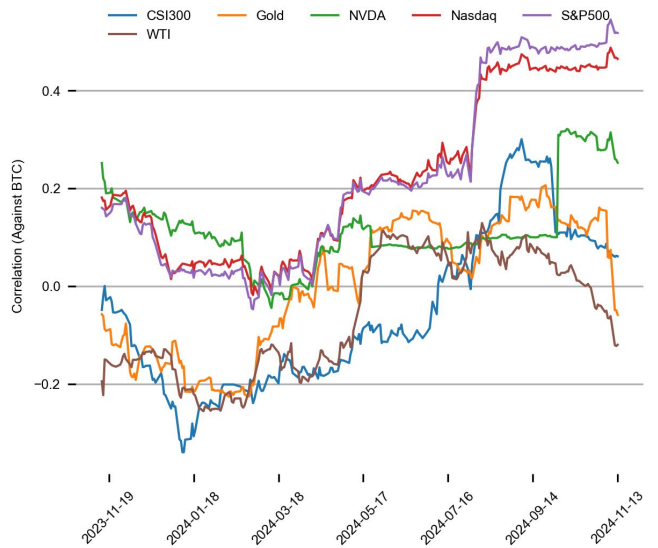


CROSS ASSET METRICS

Volatility



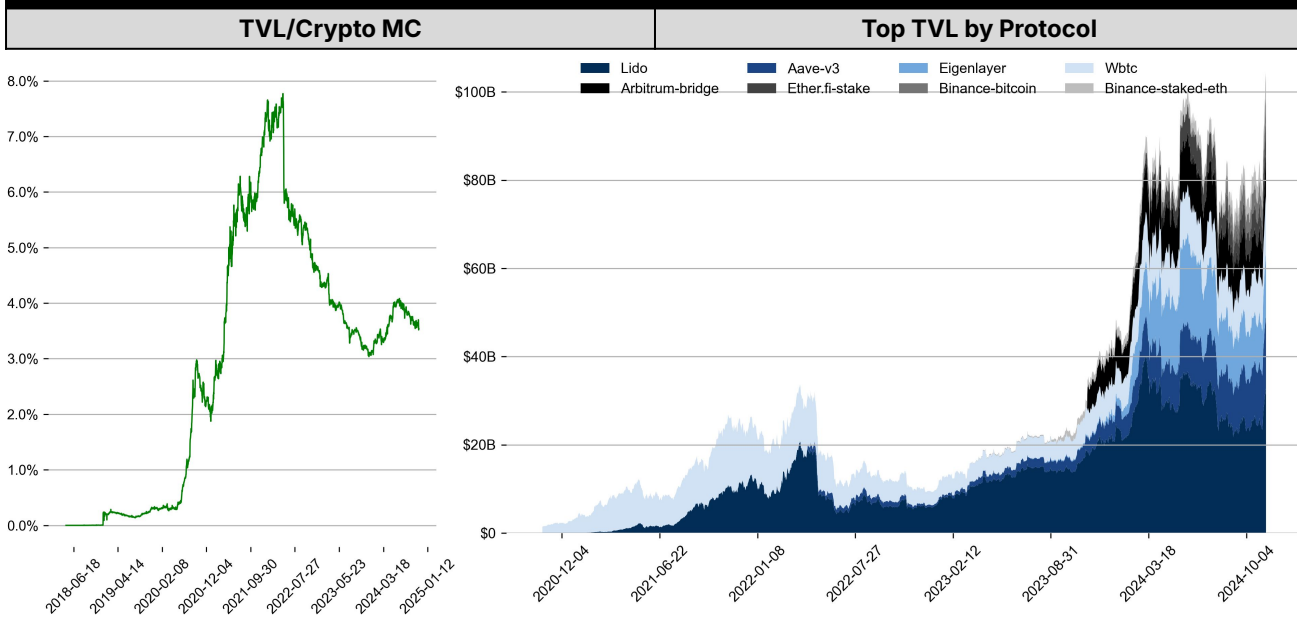
Correlation



STABLECOIN

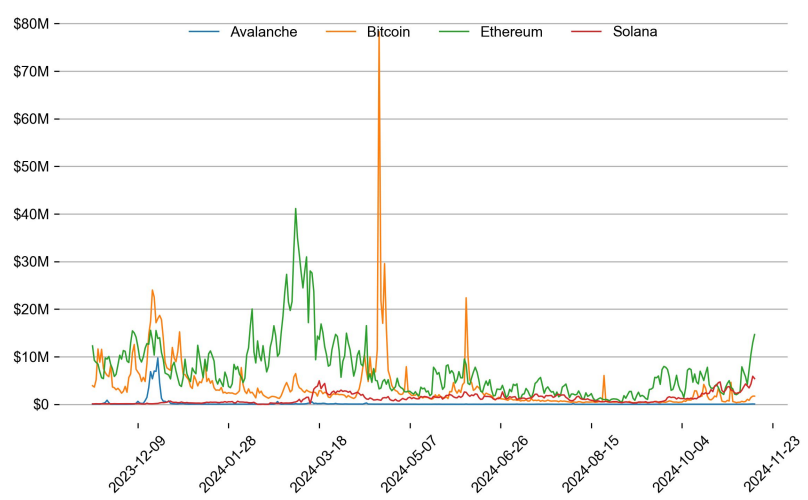
Supply Change				USDT Prem/Disc
	Market Cap (\$mn)	Share	7D Change	
USDT_Trone	59,089	32.8%	-1.0%	
USDT_Ethereum	54,352	30.2%	+14.8%	
USDT_Omni	106	0.1%	0.0%	
USDC	36,573	20.3%	+3.1%	
DAI	4,660	2.6%	-2.2%	
FDUSD	1,988	1.1%	-2.8%	
Others	23,390	13.0%	-0.9%	
Total	180,158	100.0%	+4.1%	

ONCHAIN MOVES



Top TVL Gainers* | Daily Network Fees

#	Name	7D Change
1	Ceres Demeter	+42,878.4%
2	DeSyn Liquid Strategy	+17,787.9%
3	DeSyn Safe	+9,307.4%
4	Avalon USDa	+170.3%
5	Overnight USD+	+114.3%



* 5 largest 7 day TVL change in % terms from the universe of minimum \$100m TVL protocols, according to DefiLlama.

EVENTS CALENDAR

Date	Title	Coins / Hosts
Nov 15, 2024	\$23m Unlock	\$STRK
Nov 18, 2024	\$44m Unlock	\$AVAX
Nov 20, 2024	FTX Court Hearing	

DATA EXPLAINER

Headers	Source	Note
PRICE ACTIONS TRADING VOLUME ORDER BOOK DEPTH DERIVATIVES	Presto Labs	<p>Time Zone Analysis separates out the asset's price action according to the business hours in Asia, Europe and US region. This is to identify which geography is responsible for price actions of the last 24hrs. The cut-offs are,</p> <ul style="list-style-type: none"> - Asia: UTC 22:00 -1 to UTC 6:00 - Europe: UTC 6:00 to 14:00 - US: UTC 14:00 to 22:00 <p>Sector constituents are, AI(FET, AGIX, OCEAN), BTC Eco(BCH, BSV, ICP, STX, ORDI), CEX(BNB, CRO, OKB, KCS, BGB), Data(LINK, GRT), DePIN(ICP, FIL, AR, HNT, SIA), DEX(UNI, INJ, RUNE, SNX, DYDX, OSMO, CRV, CAKE, GMX), Digital Gold(BTC), Gaming/Metaverse(IMX, BEAM, SAND, GALA, AXS, WEMIX, RON), LO(AVAX, DOT, TIA), L2(MATIC, OP, MNT, ARB, STRK), Lending(MKR, AAVE, COMP), Liquid Staking(LDO, RPL, JTO), Meme(DOGE, SHIB, FLOKI), NFT(APE, BLUR), Payments(XRP, LTC, XLM, XMR, ZEC), RWA(ONDO, CFG), Smart Contract(ETH, BNB, SOL, ADA, TRX, TON, APT, NEAR, HBAR, VET, ALGO, FTM, SUI, FLOW, MINA). The sector return is market-cap weighted average of the constituents' returns.</p> <p>Exchanges: 24H spot price & volume % changes and dominance ratios are from CoinGecko. Time Zone Analysis is based on data from Binance. Spot volume leaders are based on data from Binance Bybit, Coinbase, Kraken, OKX, KuCoin, HTX, Upbit, Gate.io. Futures data are from Binance OKX, Bybit, KuCoin. Options data are from Deribit.</p>
TRADFI	Investing.com Farside Investors	<p>BTC Spot ETF Flows are based on data shown on farside.co.uk at UTC 03:00. Due to varying data reporting schedules among ETF sponsors, the figures may not encompass data from all 10 ETFs.</p>
STABLECOIN ONCHAIN MOVES	DefiLlama	<p>Stablecoin Supply is a proxy for fiat on/off ramp from TradFi into crypto.</p> <p>USDT Prem/Disc reflects the USDT supply/demand imbalance, approximating the market's risk aversion towards USDT specifically, and/or the crypto market more broadly. The data is from Coinbase.</p> <p>TVL/ Crypto MC Ratio = Total Value Locked / Crypto Market Cap. The ratio neutralizes the TVL changes caused by asset price fluctuations.</p>
EVENTS CALENDAR	CoinMarketCap Layer GG	<p>Events Calendar provides a summary of major events happening throughout the month.</p>

* The Daily Market Brief is published every business day, following the Singapore calendar, excluding public holidays

About Presto

Presto is an algorithmic trading and financial services firm built on a foundation of quantitative research and engineering. Our core strength lies in combining engineering, mathematics, and science to navigate both digital asset and traditional finance markets with precision. Presto Research, our research unit, provides expert-driven insights to help navigate these markets effectively.

Find out more at <https://www.prestolabs.io>.

Follow Presto for more content: [X](#), [LinkedIn](#)

Follow Presto Research for latest research : [X](#), [Telegram](#)

Authors

Rick Maeda, Research Analyst [X](#), [Telegram](#), [LinkedIn](#)

Min Jung, Research Analyst [X](#), [Telegram](#), [LinkedIn](#)

Required Disclosures

Any expression of opinion (which may be subject to change without notice) is personal to the author and the author makes no guarantee of any sort regarding accuracy or completeness of any information or analysis supplied. The views and opinions expressed herein are those of the author(s) and do not necessarily reflect the views of Presto or its affiliates. This material by itself, is not and should not be construed as an offer or a solicitation to deal in any investment product or to enter into any legal relations. This material is for informational purposes only and is only intended for sophisticated investors, and is not intended to provide accounting, legal, or tax advice, or investment recommendations, or an official statement of Presto or its affiliates. Presto, its affiliates and its employees make no representation and assume no liability to the accuracy or completeness of the information provided. Presto, its affiliates and its employees also do not warrant that such information and publications are accurate, up to date or applicable to the circumstances of any particular case. Certain statements in this document provide predictions and there is no guarantee that such predictions are currently accurate or will ultimately be realized. Prior results that are presented here are not guaranteed and prior results do not guarantee future performance. Recipients should consult their advisors before making any investment decision. Presto or its affiliates may have financial interests in, or relationships with, some of the assets, entities and/or publications discussed or otherwise referenced in the materials. Certain links that may be provided in the materials are provided for convenience and do not imply Presto's endorsement, or approval of any third-party websites or their content. Any use, review, retransmission, distribution, or reproduction of these materials, in whole or in part, is strictly prohibited in any form without the express written approval of Presto. Presto Research and related logos are trademarks of Presto, or its affiliates.