

## Daily Market Brief

### Jan 2, 2026 (UTC -02:00)

Peter Chung | Head of Research  
Min Jung | Research Associate

BTC	\$88,812.09 +1.4%	S&P500	6,845.50 -0.7%	US 10Y	4.1750% -0.0020PPT	WTI	\$57.49 +0.1%
ETH	\$3,004.18 +1.1%	Nasdaq	23,241.99 -0.8%	DXY	98.32 +0.1%	Gold	\$4,361.55 +0.1%

- Market is slightly higher as we head into the Asia session. As of now, \$BTC is trading at \$88,812 and \$ETH at \$3,004, with Bitcoin dominance at 59.55%.
- Vitalik Buterin said that despite major technical gains in 2025, Ethereum risks missing its original mission if it chases short-term narratives over durable, censorship-resistant infrastructure. He argued Ethereum must achieve global usability and decentralization so applications can survive without central operators, positioning the network as long-term internet infrastructure.
- A few other headlines include: \$XAUT listed on Bithumb and Upbit; Tether CEO Paolo Ardoino said the company accumulated 8,888.88888888 BTC in Q4 2025; and Trump Media plans to distribute a new rewards token to DJT shareholders with Crypto.com.
- During the last 24 hours, the top three gainers were \$PEPE, \$AERO, and \$SYRUP, while the top three losers were \$JST, \$HASH, and \$HYPE.

### 2026 BTC Price Predictions: Pundits vs. the Crowd

As 2026 begins, research outfits are rolling out their Bitcoin price outlooks for the year, but what is the market actually saying? The odds on Polymarket's contract, "What price will Bitcoin hit before 2027?", are quite revealing. While industry players tend to display a positive bias in their forecasts, the view from the anonymous crowd appears more balanced, with bull and bear odds roughly forming a bell-curve distribution. This division likely explains why many investors remain sidelined, despite a favorable macro backdrop and the significant progress the industry made last year. All eyes are now on how the first month of the new year will set the tone for risk assets.

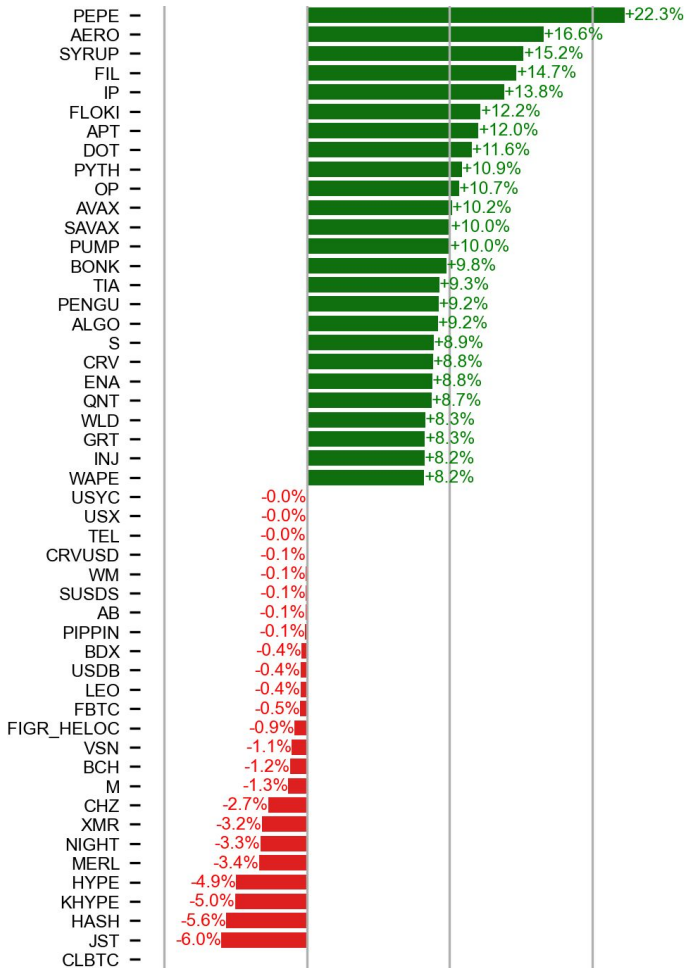
#### 2026 BTC Price Prediction Distribution on Polymarket



Source: Polymarket, Presto Research

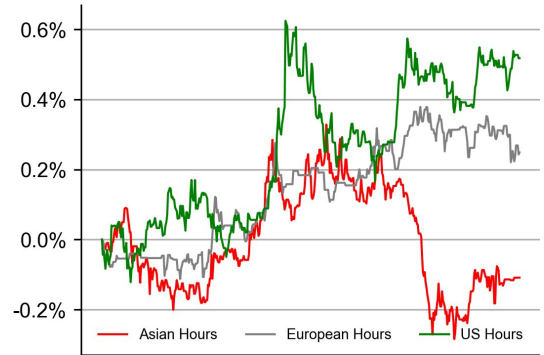
## PRICE ACTIONS

### 24H Price Change (Top/Bottom 25 from Top 200)

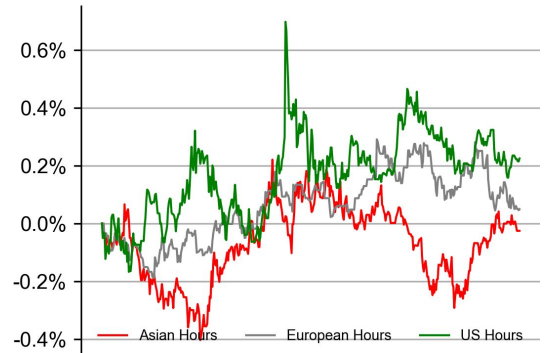


### Time Zone Analysis

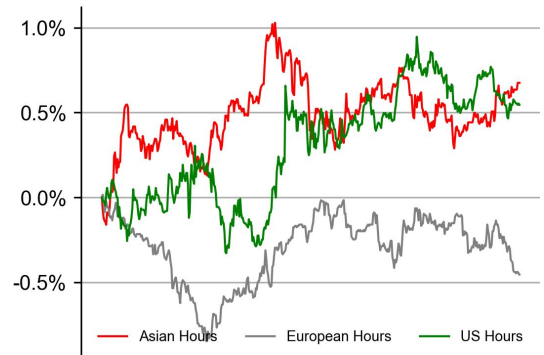
#### BTC



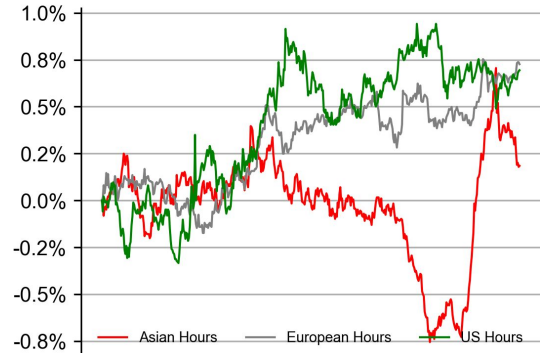
#### ETH



#### SOL

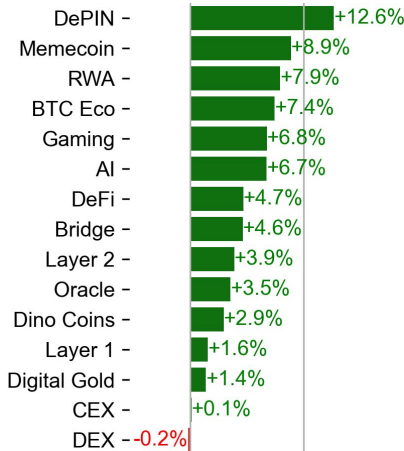
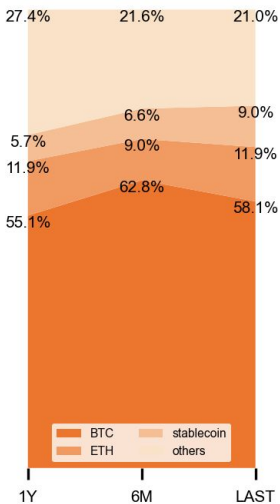


#### XRP



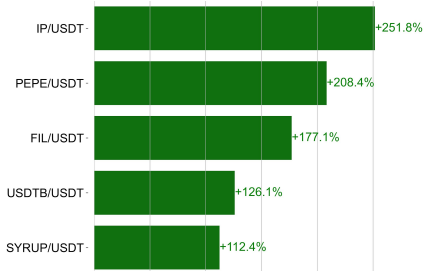
### Dominance Ratio

### Sector Performance



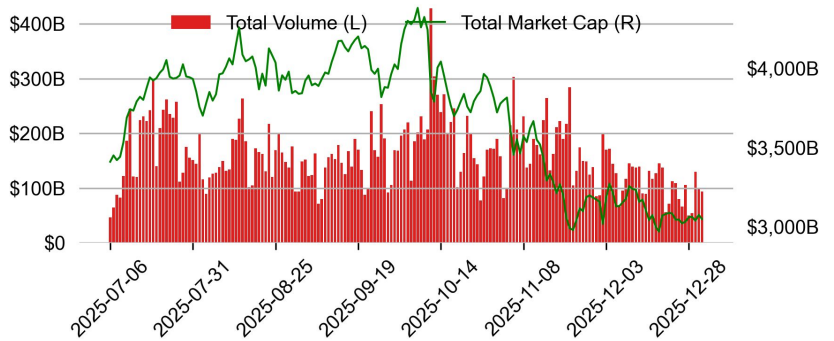
## TRADING VOLUME

### 24H Vol % Chg\*

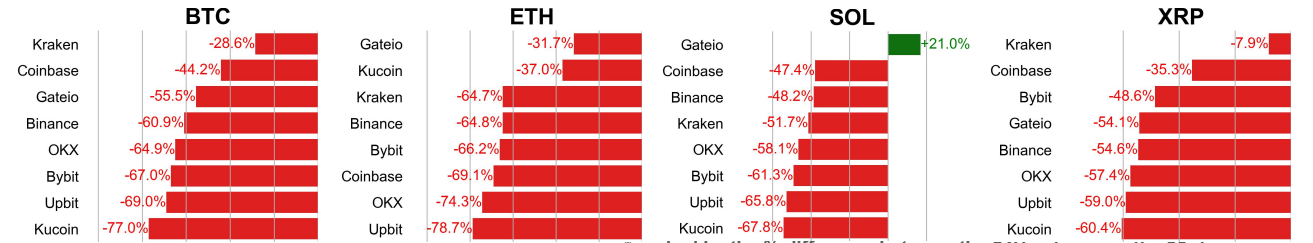


\* 5 largest 24H vol. change from the universe of top 50 assets by market cap

### Spot Volume



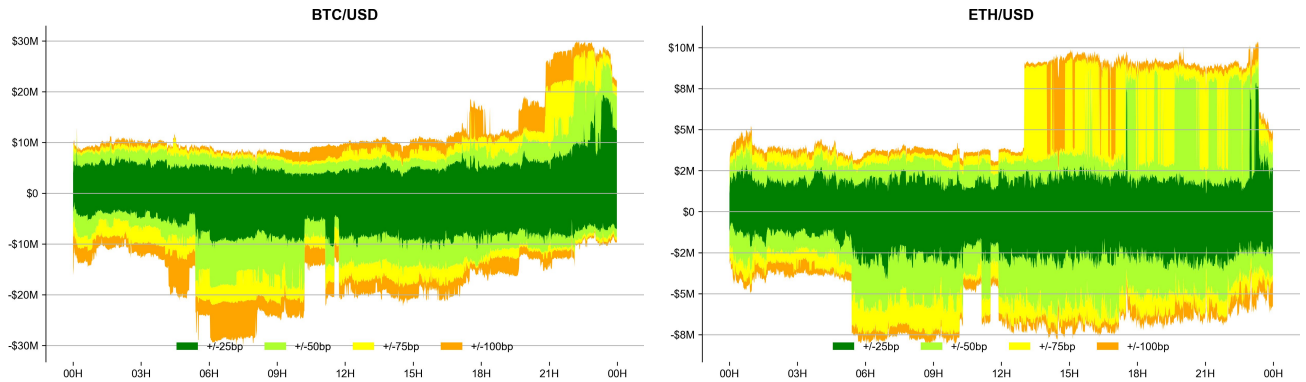
## Spot Volume Leaders (% chg vs ave)\*



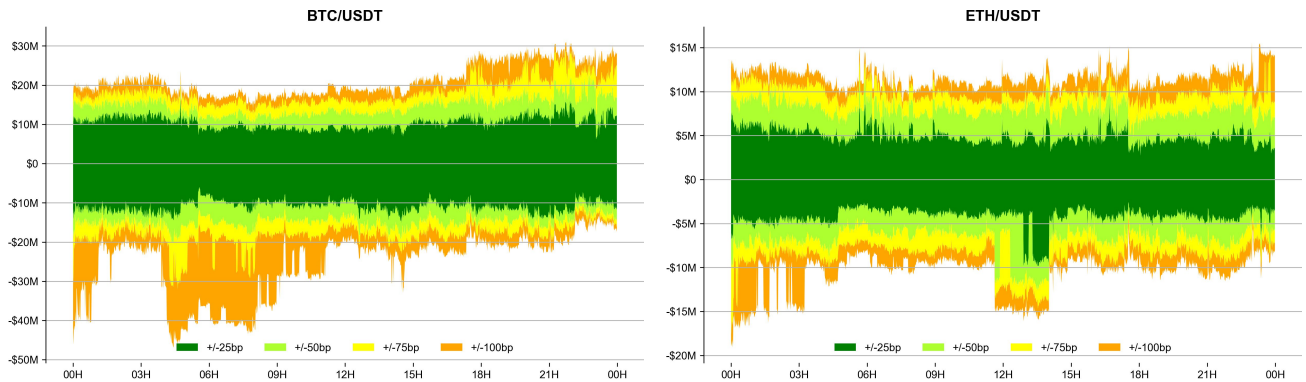
\* ranked by the % difference between the 24H volume vs. the 30-day average

## ORDER BOOK DEPTH (within 1% best bid/ask)

### Coinbase



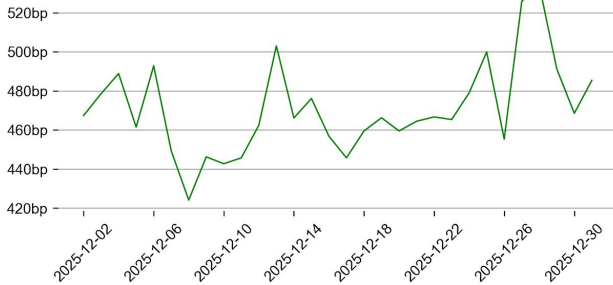
### Binance



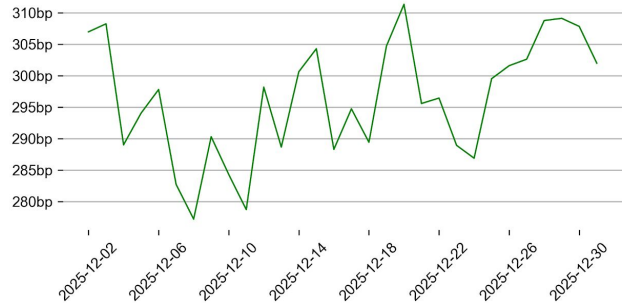
## DERIVATIVES

### Open Interest / Market Cap

#### BTC

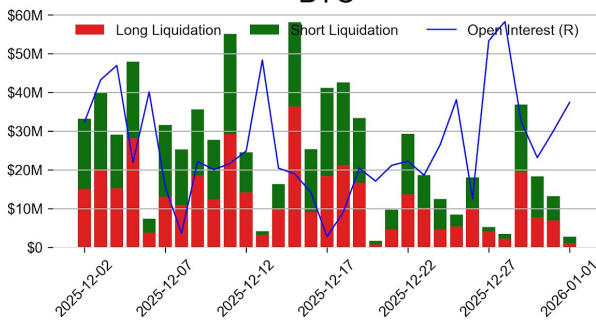


#### ETH

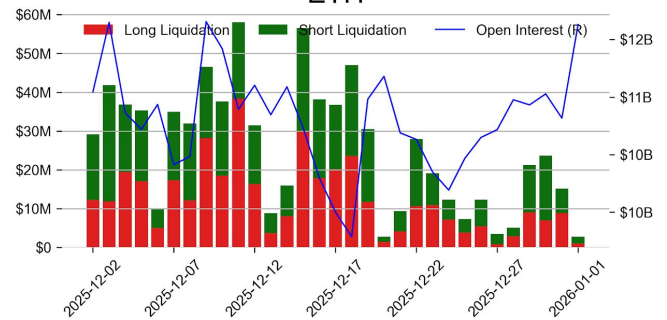


### Futures O.I. & Liquidations

#### BTC

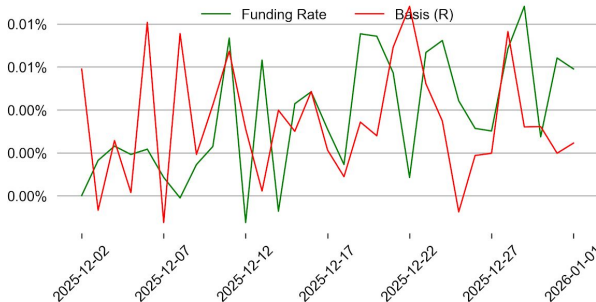


#### ETH

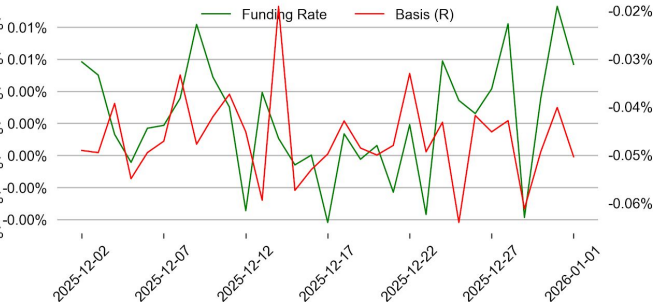


### Perps Funding Rate & Rolling Basis

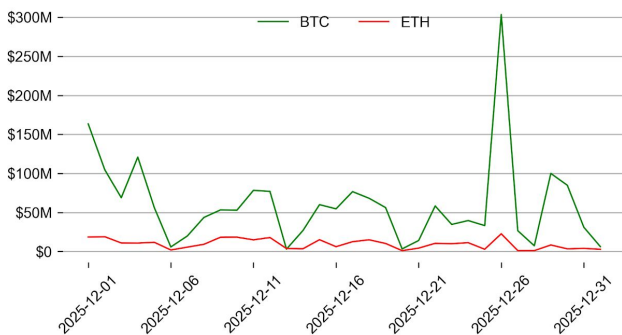
#### BTC



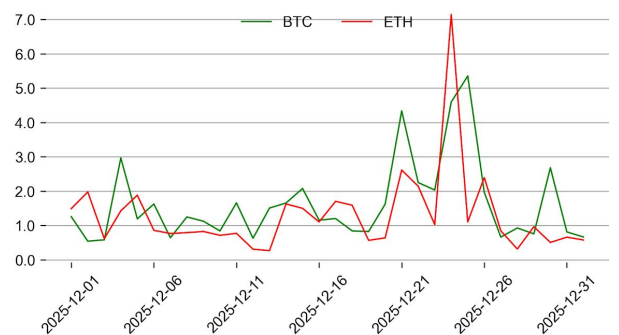
#### ETH



### Option Volume



### Put Call Ratio

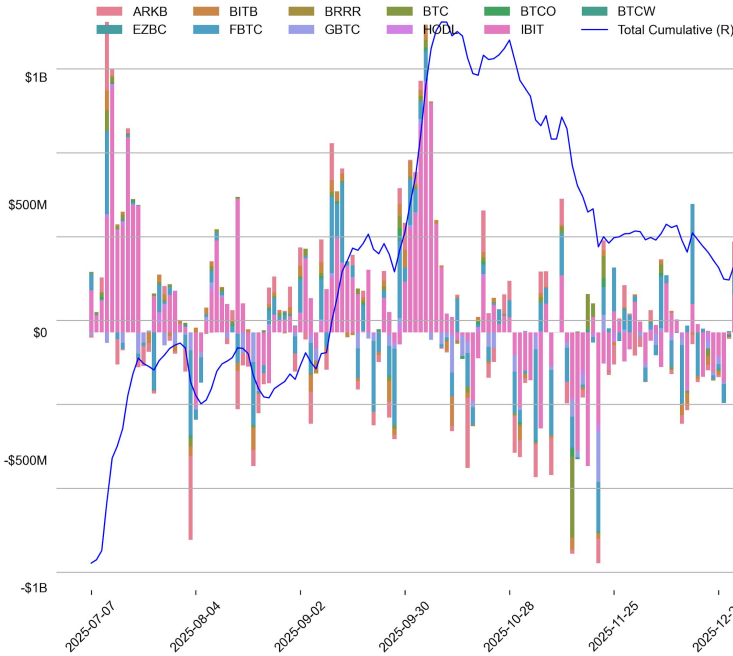




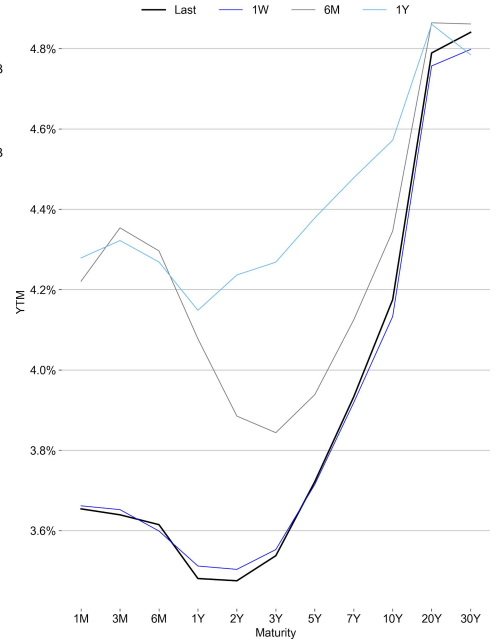
# TRADFI

	Stocks					FX				Commodity		Crypto Equity			
	S&P500	Nasdaq	EuroStoxx50	HSI	CSI300	USD/EUR	USD/JPY	USD/CNY	DXY	WTI	Gold	COIN	MSTR	MARA	RIOT
Last	6845.50	23241.99	5796.22	25630.54	4629.94	0.8511	156.72	6.9937	98.32	57.49	4361.55	226.14	151.95	8.98	12.67
1D	-0.7%	-0.8%	0.8%	-0.9%	-0.5%	-0.0%	0.0%	-0.0%	0.1%	0.1%	0.1%	-2.4%	-2.4%	-3.8%	-0.2%
1M	0.5%	-0.1%	2.3%	-1.5%	1.2%	-1.1%	0.5%	-1.1%	-1.1%	-2.0%	3.3%	-13.0%	-11.4%	-22.0%	-18.2%
1Y	16.4%	20.4%	19.0%	27.8%	17.7%	-11.8%	-0.1%	-4.2%	-9.4%	-19.3%	65.1%	-8.9%	-47.5%	-46.5%	24.1%

## BTC Spot ETF Flow

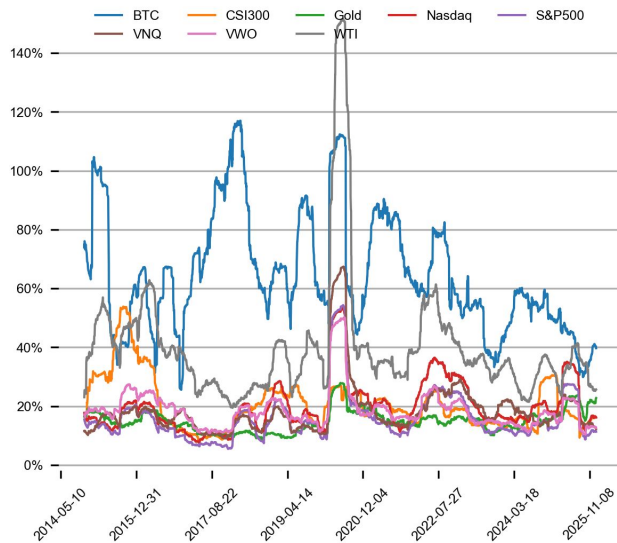


## US Treasury Yield Curve

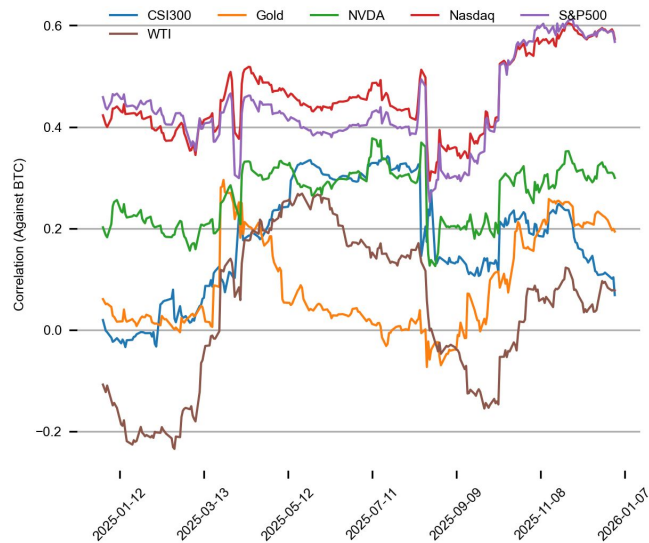


## CROSS ASSET METRICS

### Volatility



### Correlation



## STABLECOIN

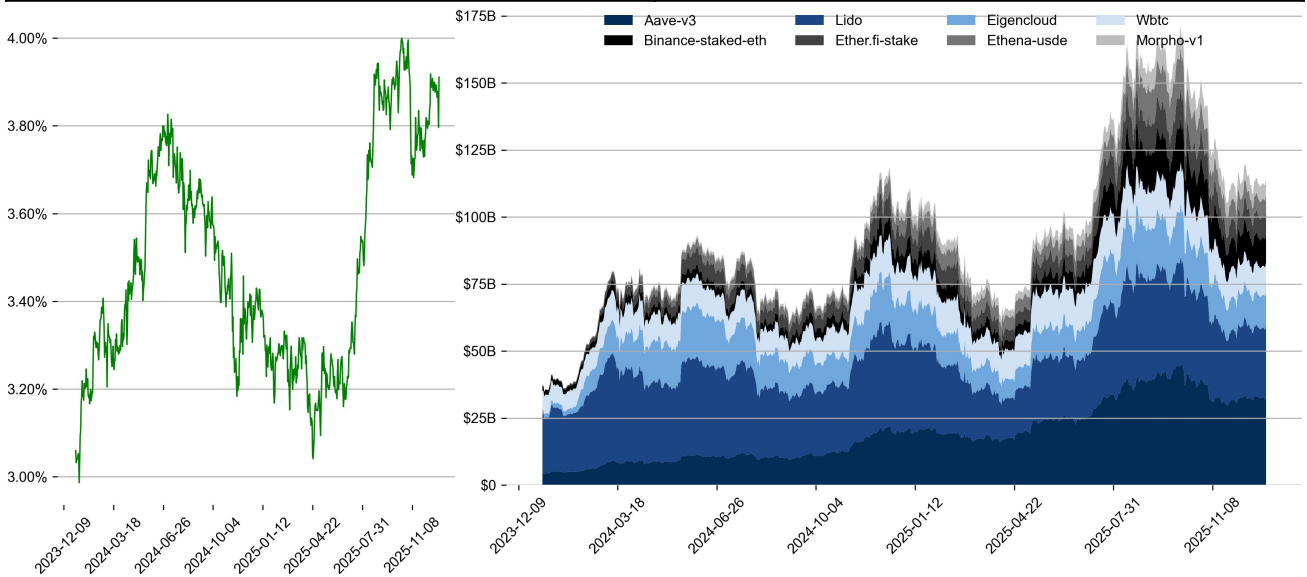
Supply Change

USDT Prem/Disc

## ONCHAIN MOVES

TVL/Crypto MC

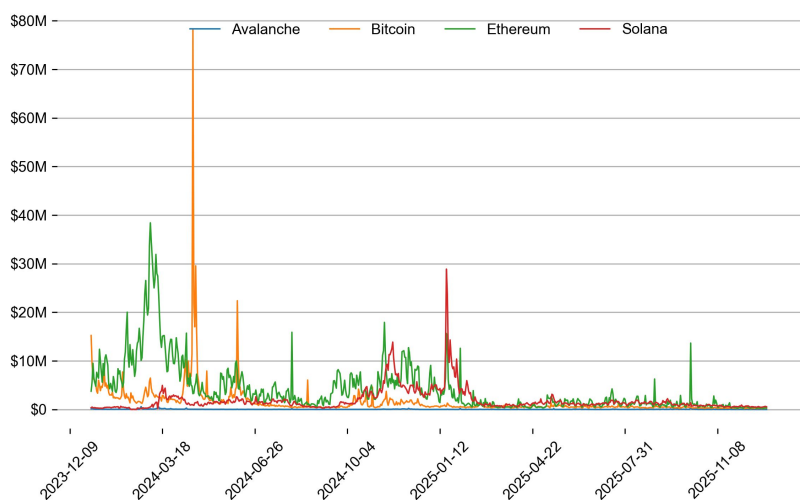
Top TVL by Protocol



Top TVL Gainers\*

Daily Network Fees

#	Name	7D Change
1	Kraken Bitcoin	+48.2%
2	OPINION	+43.0%
3	Liqi	+34.9%
4	Nexus BTC	+22.8%
5	Spiko	+19.5%



\* 5 largest 7 day TVL change in % terms from the universe of minimum \$100m TVL protocols, according to DefiLlama.

## EVENTS CALENDAR

Date	Title	Coins / Hosts
Dec 1, 2025	End of QT	
Dec 1, 2025	23M Unlock	\$EIGEN
Dec 2, 2025	ICO	\$AZTEC
Dec 3, 2025	Fusaka Mainnet Upgrade	\$ETH
Dec 5, 2025	US PCE	
Dec 9, 2025	\$3.27M Unlock	\$BB
Dec 10, 2025	US FOMC	
Dec 10, 2025	Buyback Start	\$ASTER
Dec 10, 2025	\$13.73 Unlock	\$LINEA
Dec 11, 2025	Breakpoint	
Dec 11, 2025	\$3.05M Unlock	\$IO
Dec 11, 2025	Linear Unlock Start	\$ATH, \$ME
Dec 11, 2025	Do Kwon Sentenced	\$LUNA
Dec 12, 2025	Vaneck & Grayscale ETF Decision	\$AVAX
Dec 15, 2025	SEC Crypto Task Force Roundtable	
Dec 15, 2025	\$16.78M Unlock	\$STRK
Dec 15, 2025	\$7.79M Unlock	\$VANA
Dec 17, 2025	Base Announcement	
Dec 17, 2025	\$6.58M Unlock	\$ZK
Dec 17, 2025	Linear Unlock Start	\$PENGU
Dec 18, 2025	\$3.36M Unlock	\$MELANIA
Dec 19, 2025	BOJ Decision	
Dec 25, 2025	\$3.27M Unlock	\$ALT
Dec 25, 2025	\$18.69M Unlock	\$XPL
Dec 29, 2025	\$1.49M Unlock	\$TREE
Dec 30, 2025	\$8.65M Unlock	\$ZORA

## DATA EXPLAINER

Headers	Source	Note
<b>PRICE ACTIONS</b> <b>TRADING VOLUME</b> <b>ORDER BOOK</b> <b>DEPTH</b> <b>DERIVATIVES</b>	Presto Labs	<p><b>Time Zone Analysis</b> separates out the asset's price action according to the business hours in Asia, Europe and US region. This is to identify which geography is responsible for price actions of the last 24hrs. The cut-offs are,</p> <ul style="list-style-type: none"> <li>- Asia: UTC 22:00 -1 to UTC 6:00</li> <li>- Europe: UTC 6:00 to 14:00</li> <li>- US: UTC 14:00 to 22:00</li> </ul> <p><b>Sector</b> constituents are, AI(FET, AGIX, OCEAN), BTC Eco(BCH, BSV, ICP, STX, ORDI), CEX(BNB, CRO, OKB, KCS, BGB), Data(LINK, GRT), DePIN(ICP, FIL, AR, HNT, SIA), DEX(UNI, INJ, RUNE, SNX, DYDX, OSMO, CRV, CAKE, GMX), Digital Gold(BTC), Gaming/Metaverse(IMX, BEAM, SAND, GALA, AXS, WEMIX, RON), LO(AVAX, DOT, TIA), L2(MATIC, OP, MNT, ARB, STRK), Lending(MKR, AAVE, COMP), Liquid Staking(LDO, RPL, JTO), Meme(DOGE, SHIB, FLOKI), NFT(APE, BLUR), Payments(XRP, LTC, XLM, XMR, ZEC), RWA(ONDO, CFG), Smart Contract(ETH, BNB, SOL, ADA, TRX, TON, APT, NEAR, HBAR, VET, ALGO, FTM, SUI, FLOW, MINA). The sector return is market-cap weighted average of the constituents' returns.</p> <p><b>Exchanges:</b> 24H spot price &amp; volume % changes and dominance ratios are from CoinGecko. Time Zone Analysis is based on data from Binance. Spot volume leaders are based on data from Binance Bybit, Coinbase, Kraken, OKX, KuCoin, HTX, Upbit, Gate.io. Futures data are from Binance OKX, Bybit, KuCoin. Options data are from Deribit.</p>
<b>TRADFI</b>	Investing.com Farside Investors	<b>BTC Spot ETF Flows</b> are based on data shown on farside.co.uk at UTC 03:00. Due to varying data reporting schedules among ETF sponsors, the figures may not encompass data from all 10 ETFs.
<b>STABLECOIN ONCHAIN MOVES</b>	DefiLlama	<p><b>Stablecoin Supply</b> is a proxy for fiat on/off ramp from TradFi into crypto.</p> <p><b>USDT Prem/Disc</b> reflects the USDT supply/demand imbalance, approximating the market's risk aversion towards USDT specifically, and/or the crypto market more broadly. The data is from Coinbase.</p> <p><b>TVL/ Crypto MC Ratio</b> = Total Value Locked / Crypto Market Cap. The ratio neutralizes the TVL changes caused by asset price fluctuations.</p>
<b>EVENTS CALENDAR</b>	CoinMarketCap Investing.com	<b>Events Calendar</b> provides a summary of major events happening throughout the month.

\* The Daily Market Brief is published every business day, following the Singapore calendar, excluding public holidays



## About Presto

Presto is an algorithmic trading firm where researchers and engineers solve challenging problems in global financial markets. Our core strength lies in combining engineering, mathematics, and science to navigate both digital asset and traditional finance markets with precision. Presto Research, our research unit, provides expert-driven insights to help navigate these markets effectively.

Find out more at <https://www.prestolabs.io>.

Follow Presto for more content: [X](#), [LinkedIn](#)

Follow Presto Research for latest research : [X](#), [Telegram](#)

## Authors

**Peter Chung**, Head of Research [X](#), [Telegram](#), [LinkedIn](#)

**Min Jung**, Research Associate [X](#), [Telegram](#), [LinkedIn](#)

## Required Disclosures

*Any expression of opinion (which may be subject to change without notice) is personal to the author and the author makes no guarantee of any sort regarding accuracy or completeness of any information or analysis supplied. The views and opinions expressed herein are those of the author(s) and do not necessarily reflect the views of Presto or its affiliates. This material by itself, is not and should not be construed as an offer or a solicitation to deal in any investment product or to enter into any legal relations. This material is for informational purposes only and is only intended for sophisticated investors, and is not intended to provide accounting, legal, or tax advice, or investment recommendations, or an official statement of Presto or its affiliates. Presto, its affiliates and its employees make no representation and assume no liability to the accuracy or completeness of the information provided. Presto, its affiliates and its employees also do not warrant that such information and publications are accurate, up to date or applicable to the circumstances of any particular case. Certain statements in this document provide predictions and there is no guarantee that such predictions are currently accurate or will ultimately be realized. Prior results that are presented here are not guaranteed and prior results do not guarantee future performance. Recipients should consult their advisors before making any investment decision. Presto or its affiliates may have financial interests in, or relationships with, some of the assets, entities and/or publications discussed or otherwise referenced in the materials. Certain links that may be provided in the materials are provided for convenience and do not imply Presto's endorsement, or approval of any third-party websites or their content. Any use, review, retransmission, distribution, or reproduction of these materials, in whole or in part, is strictly prohibited in any form without the express written approval of Presto. Presto Research and related logos are trademarks of Presto, or its affiliates.*