

Jun 11, 2024 (UTC -02:00)

Apple's Thud Spills Over To Crypto

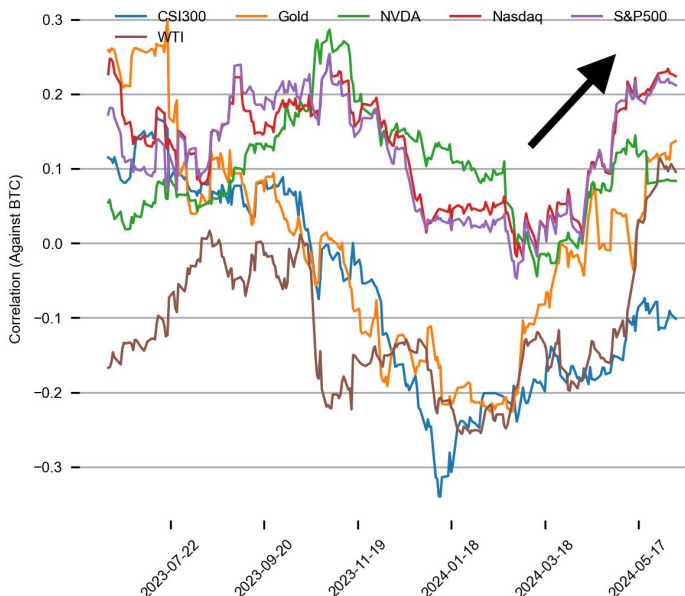
BTC	\$69,538.18	S&P500	5,360.79	US 10Y	4.4650%	WTI	\$78.06
	-0.2%		+0.3%		+0.0315PPT		+3.6%
ETH	\$3,667.85	Nasdaq	17,192.66	DXY	105.14	Gold	\$2,327.10
	-1.0%		+0.3%		+0.1%		+0.5%

- The market seems to be subdued ahead of the CPI and FOMC meeting, with trading even quieter during Asian hours due to holidays in China and Hong Kong. \$BTC remained unchanged at \$69,538, while \$ETH traded down 1% from yesterday, now at \$3,667.
- This week will be significant on the listing front with [IO.NET](#) set for June 11th, and Aethir and Ethermail scheduled for June 12th.
- A few notable crypto headlines include: \$IO's CEO resigning two days before the token launch, \$LRC suffering from a hack, and \$BNB announcing the Saber hard fork on June 20.
- During the last 24 hours, the top three gainers were \$GNO, \$POLYX, and \$ROSE, while the top three losers were \$W, \$BICO, and \$WEMIX.

Apple's Thud Spills Over To Crypto

The correlation between digital assets and TradFi assets is a topic of high interest to asset allocators, given that it is a source of diversification benefits. Recent price action shows that the correlation has been rising. And the trend is not limited to BTC. The market's lackluster response (AAPL -3%) to the debut of Apple Intelligence, Apple's AI platform, had a spillover effect last night, contributing to the underperformance of AI-themed digital assets (see 'Sector Performance' on page 2). If this phenomena is the result of the mainstream adoption of digital assets, the digital assets' higher correlation may represent a structural shift and could be here to stay.

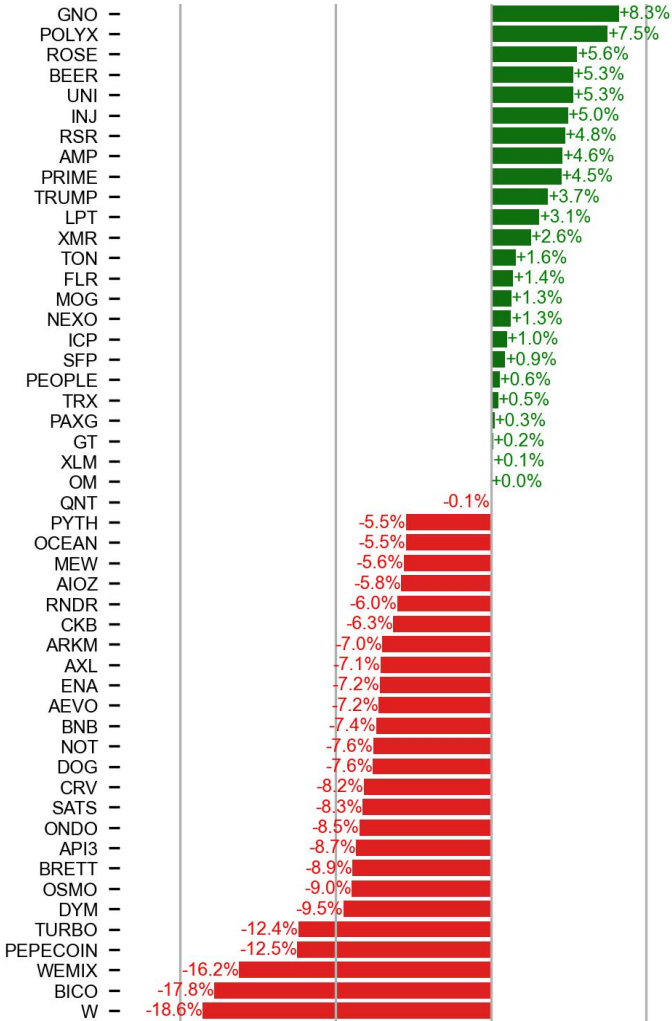
BTC Correlation vs. TradFi Assets



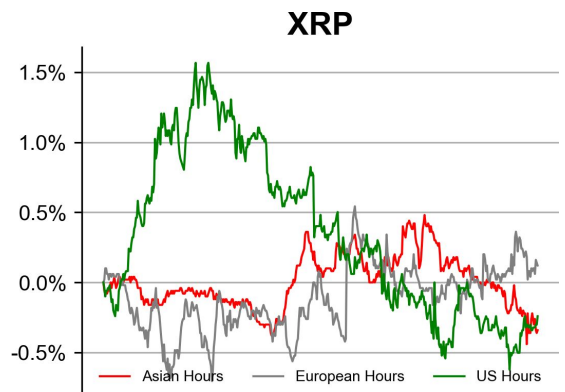
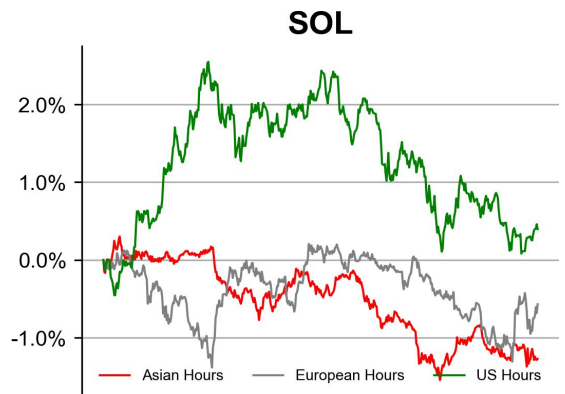
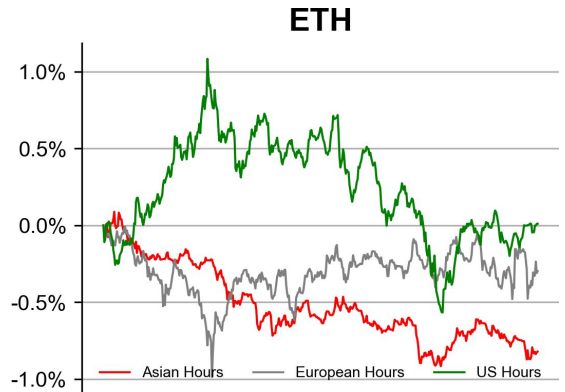
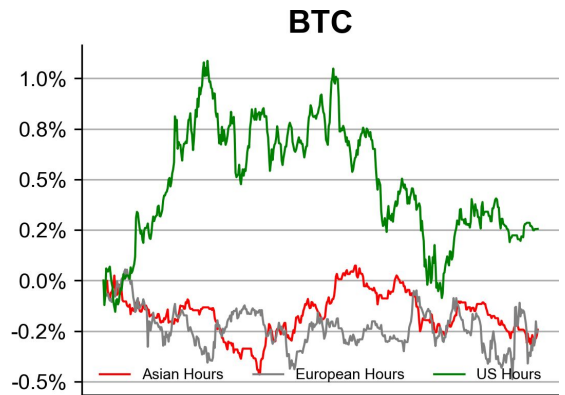
Source: Presto Research

PRICE ACTIONS

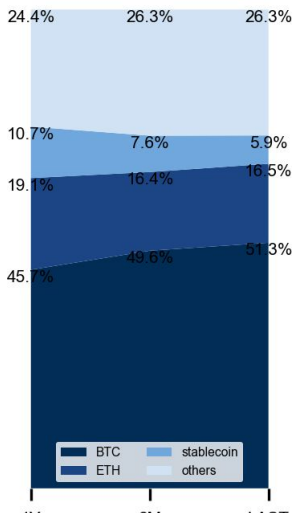
24H Price Change (Top/Bottom 25 from Top 200)



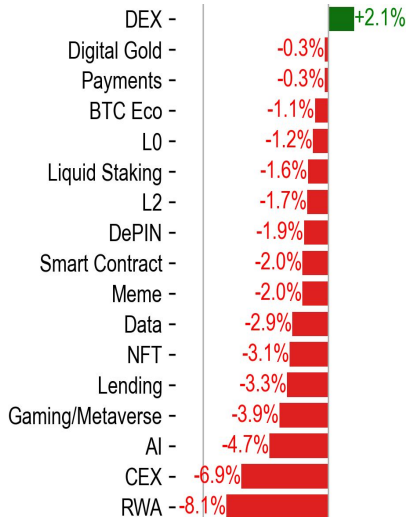
Time Zone Analysis



Dominance Ratio

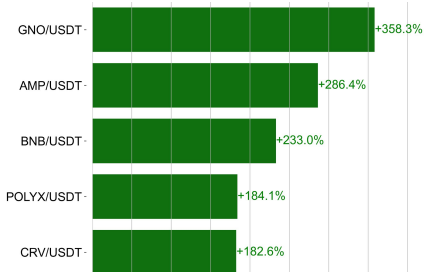


Sector Performance

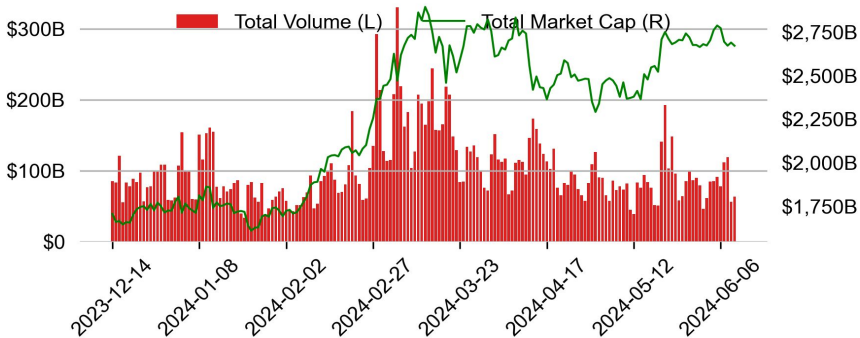


TRADING VOLUME

24H Vol % Chg*

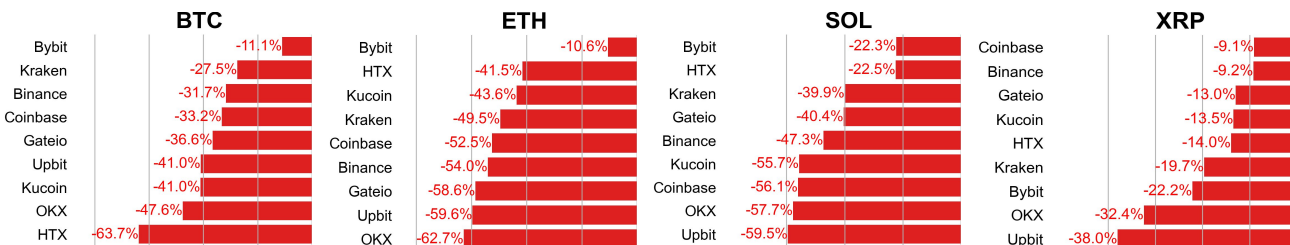


Spot Volume



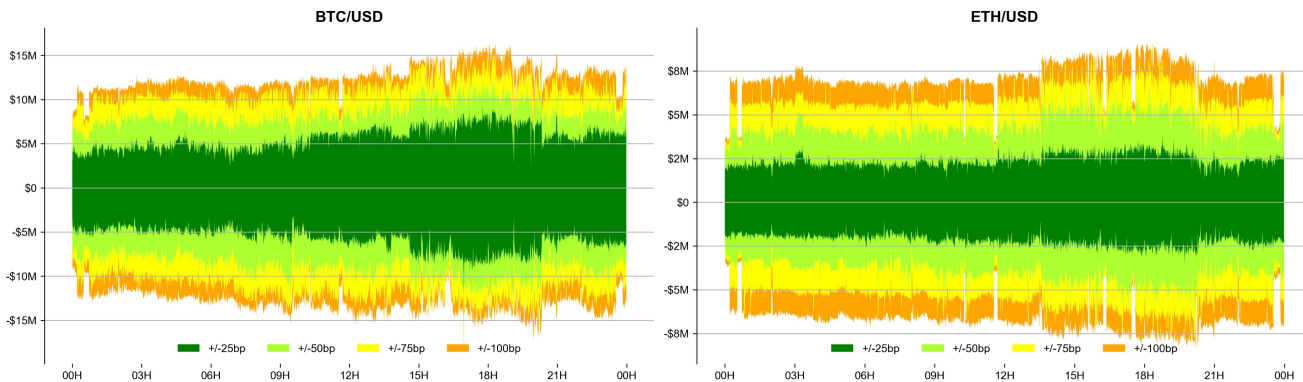
* 5 largest 24H vol. change from the universe of top 50 assets by market cap

Spot Volume Leaders (% chg vs ave)*

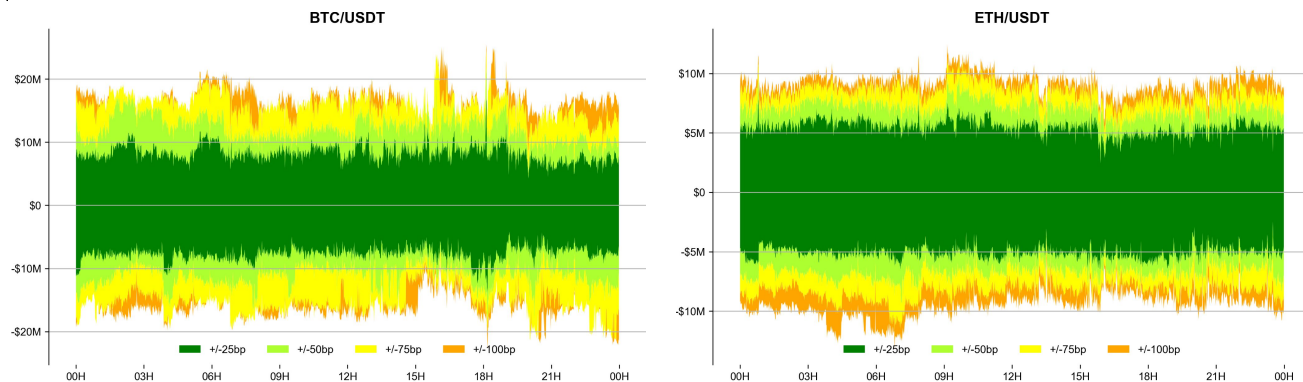


ORDER BOOK DEPTH (within 1% best bid/ask)

Coinbase

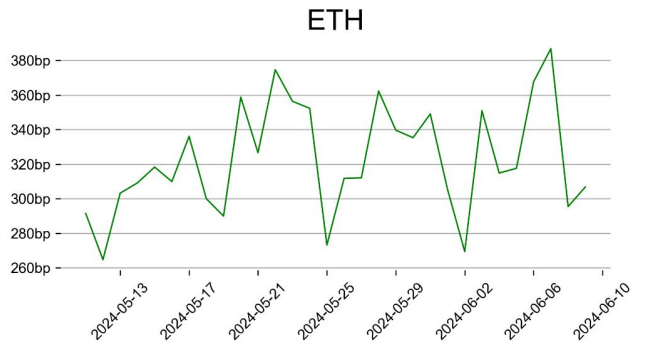
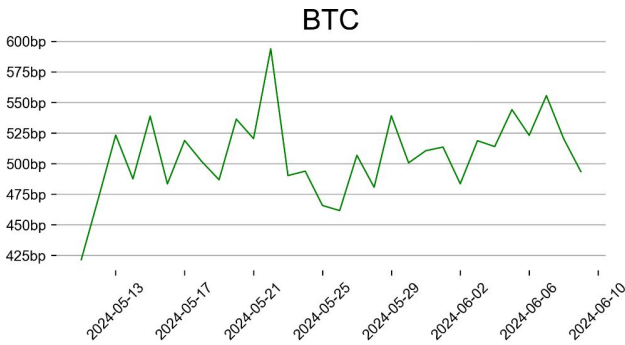


Binance

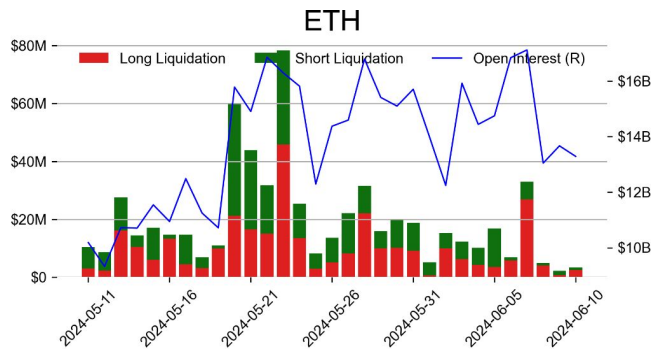
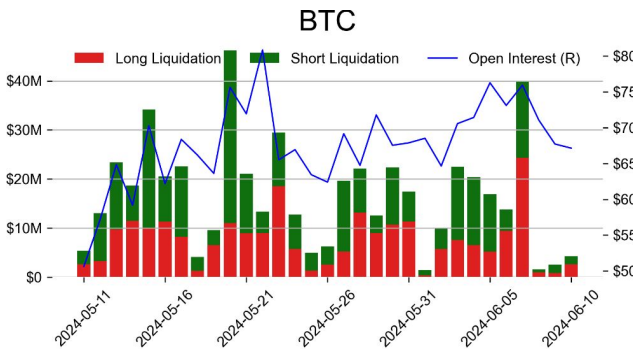


DERIVATIVES

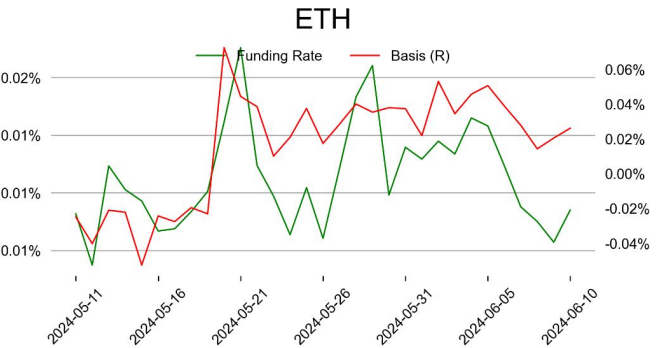
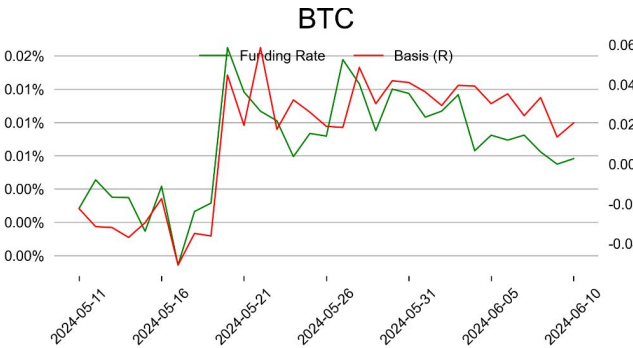
OI/ MC & Leverage Ratios



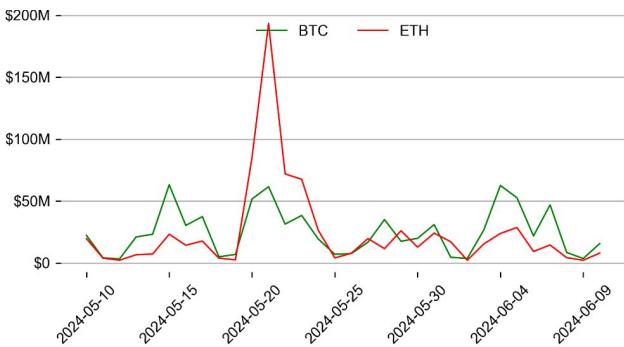
Futures O.I. & Liquidations



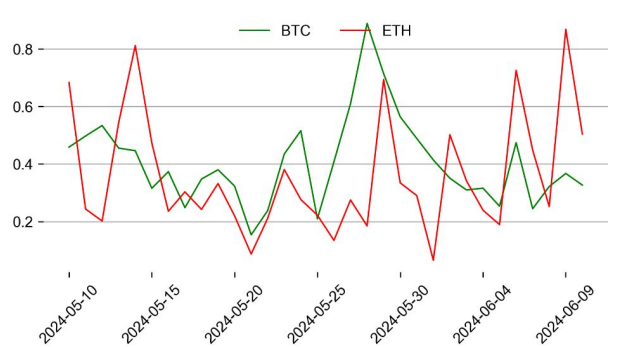
Perps Funding Rate & Rolling Basis



Option Volume



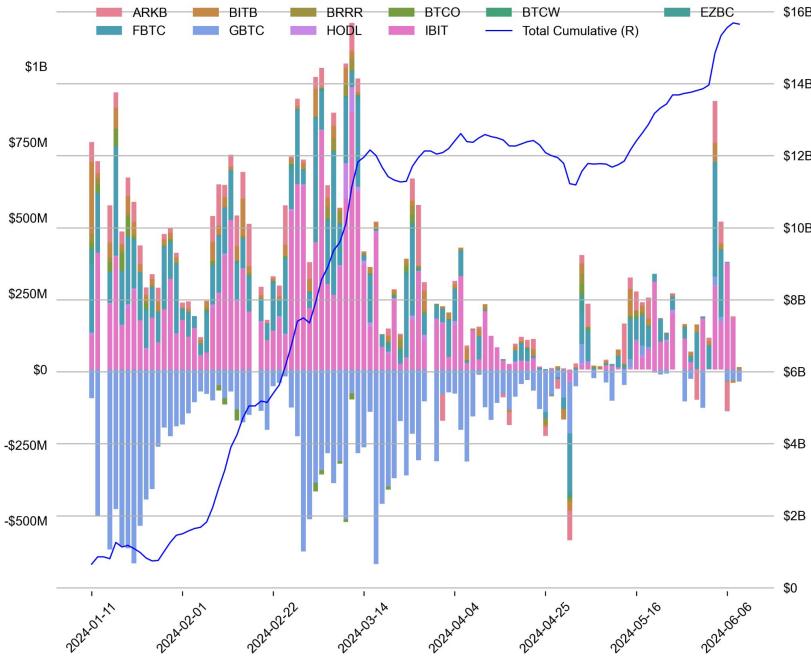
Put Call Ratio



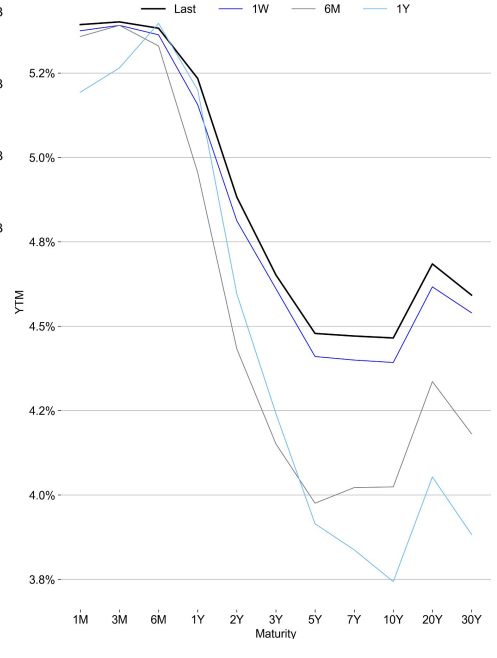
TRADFI

	Stocks					FX				Commodity		Crypto Equity			
	S&P500	Nasdaq	EuroStoxx50	HSI	CSI300	USD/EUR	USD/JPY	USD/CNY	DXY	WTI	Gold	COIN	MSTR	MARA	RIOT
Last	5360.79	17192.66	5016.48	18366.95	3574.11	0.9291	157.04	7.2475	105.14	78.06	2327.10	249.81	1599.92	19.46	9.90
1D	0.3%	0.3%	-0.7%	-0.6%	-0.5%	0.1%	0.1%	0.0%	0.1%	3.6%	0.5%	2.3%	0.2%	1.0%	1.9%
1M	2.6%	5.2%	-1.3%	0.3%	-1.5%	0.1%	0.9%	0.3%	-0.2%	-0.3%	-2.0%	24.3%	35.5%	13.4%	7.6%
1Y	24.7%	29.7%	16.9%	-4.8%	-6.4%	-0.1%	12.7%	1.9%	1.5%	11.2%	17.7%	368.9%	466.7%	107.5%	-4.2%

BTC Spot ETF Flow

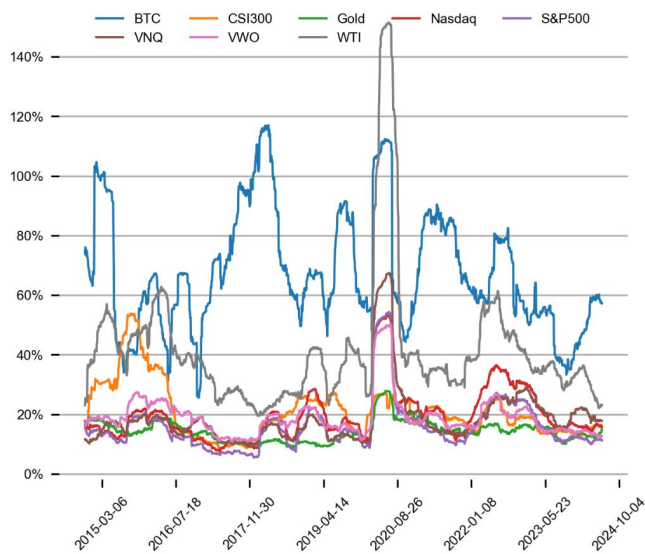


US Treasury Yield Curve

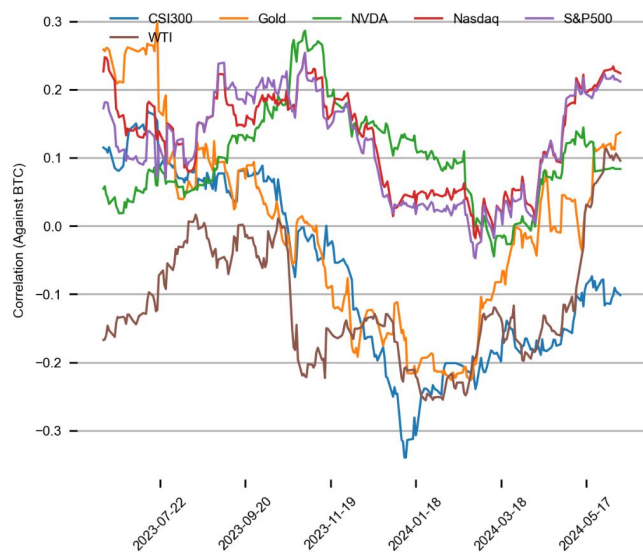


CROSS ASSET METRICS

Volatility



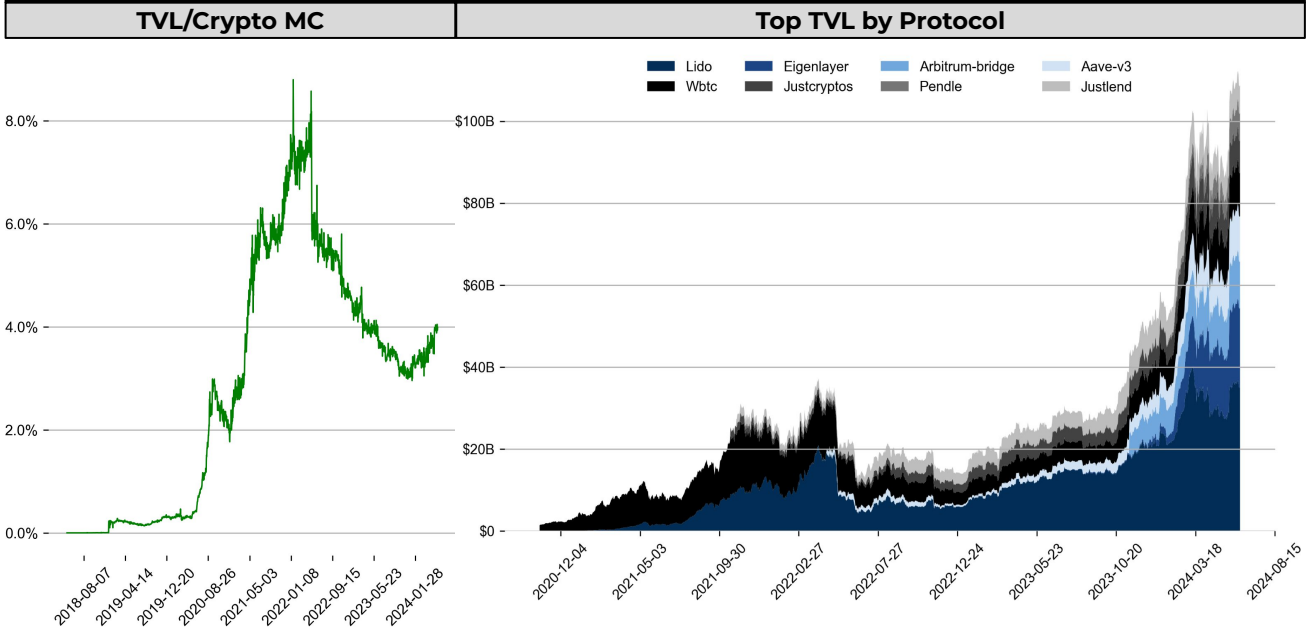
Correlation



STABLECOIN

Supply Change				USD T Prem/Disc
	Market Cap (\$mn)	Share	7D Change	
USDT_Trone	56,422	35.2%	+0.7%	
USDT_Ethereum	44,384	27.7%	-0.7%	
USDT_Omni	136	0.1%	0.0%	
USDC	31,706	19.8%	-0.9%	
DAI	5,206	3.3%	+0.2%	
FDUSD	2,811	1.8%	+11.3%	
Others	19,507	12.2%	+2.6%	
Total	160,171	100.0%	+0.4%	

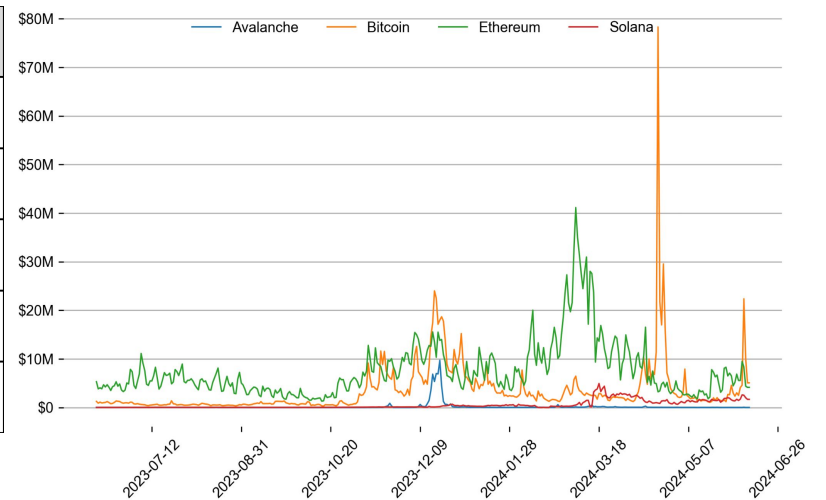
ONCHAIN MOVES



Top TVL Gainers*

#	Name	7D Change
1	DeDust	+83.1%
2	Solv Funds	+48.0%
3	slisBNB	+28.6%
4	Mendi Finance	+27.7%
5	Superstate	+17.1%

Daily Network Fees



* 5 largest 7 day TVL change in % terms from the universe of minimum \$100m TVL protocols, according to DefiLlama.

EVENTS CALENDAR

Upcoming Token Unlocks (next 7 days)

Asset	Type	Entity	Unlock Date (UTC)	Unlock Units	Unlock Value	% of Avg Trading Vol	Supply Locked
IMX	Allocation	Project Development	6/14/24	9.6M	\$18.8M	26.5%	25.9%
IMX	Allocation	Ecosystem Development	6/14/24	17.2M	\$33.8M	47.6%	25.9%
CFG	Allocation	Foundation Endowment	6/14/24	1M	\$581.3K	30.6%	9.9%
CFG	Allocation	Early Ecosystem	6/14/24	318.8K	\$185.5K	9.8%	9.9%
CFG	Allocation	Community Grants	6/14/24	722.5K	\$420.6K	22.1%	9.9%
CFG	Allocation	Core Contributors	6/14/24	1.7M	\$1.1M	55.9%	9.9%
STRK	Allocation	Early Contributors	6/15/24	57.3M	\$64M	45.2%	87%
STRK	Allocation	StarkWare	6/15/24	30.7M	\$34.4M	24.3%	87%
STRK	Investment	Investors	6/15/24	51.9M	\$58.0M	41.0%	87%
SEI	Allocation	Foundation	6/15/24	20.2M	\$14.0M	14.0%	70.8%
SEI	Allocation	Ecosystem Reserve	6/15/24	92.7M	\$44.6M	44.7%	70.8%
APE	Allocation	Treasury	6/17/24	7.3M	\$8.3M	16.5%	39.5%
PRIME	Investment	Investors	6/17/24	751.9K	\$11M	130.5%	67.8%
APE	Allocation	Yuga Labs	6/18/24	4.2M	\$4.7M	9.4%	39.5%

Other Events (next 7 days)

Date	Title	Coins / Hosts
Jun 11, 2024	ETH ETF Decision	Franklin Templeton
Jun 11, 2024	ASI Merge	\$FET
Jun 12, 2024	CPI	U.S
Jun 12, 2024	Fed Interest Rate Decision	U.S
Jun 12, 2024	Lawsuit hearing (SEC)	Kraken
Jun 12, 2024	Sunbeam Upgrade	\$GRT
Jun 12, 2024	TGE	\$EtherMail
Jun 13, 2024	Delisting Decision \$ALEX	Bithumb
Jun 13, 2024	TGE	\$zkSync
Jun 13, 2024	Stacks showcase	\$STX
Jun 13, 2024	AO token launch	\$AR

DATA EXPLAINER

Headers	Source	Note
PRICE ACTIONS TRADING VOLUME ORDER BOOK DEPTH DERIVATIVES	Presto Labs	<p>Time Zone Analysis separates out the asset's price action according to the business hours in Asia, Europe and US region. This is to identify which geography is responsible for price actions of the last 24hrs. The cut-offs are,</p> <ul style="list-style-type: none"> - Asia: UTC 22:00 -1 to UTC 6:00 - Europe: UTC 6:00 to 14:00 - US: UTC 14:00 to 22:00 <p>Sector constituents are, AI(FET, AGIX, OCEAN), BTC Eco(BCH, BSV, ICP, STX, ORDI), CEX(BNB, CRO, OKB, KCS, BGB), Data(LINK, GRT), DePIN(ICP, FIL, AR, HNT, SIA), DEX(UNI, INJ, RUNE, SNX, DYDX, OSMO, CRV, CAKE, GMX), Digital Gold(BTC), Gaming/Metaverse(IMX, BEAM, SAND, GALA, AXS, WEMIX, RON), L0(AVAX, DOT, TIA), L2(MATIC, OP, MNT, ARB, STRK), Lending(MKR, AAVE, COMP), Liquid Staking(LDO, RPL, JTO), Meme(DOGE, SHIB, FLOKI), NFT(APE, BLUR), Payments(XRP, LTC, XLM, XMR, ZEC), RWA(ONDO, CFG), Smart Contract(ETH, BNB, SOL, ADA, TRX, TON, APT, NEAR, HBAR, VET, ALGO, FTM, SUI, FLOW, MINA). The sector return is market-cap weighted average of the constituents' returns.</p> <p>Exchanges: 24H spot price & volume % changes and dominance ratios are from CoinGecko. Time Zone Analysis is based on data from Binance. Spot volume leaders are based on data from Binance Bybit, Coinbase, Kraken, OKX, KuCoin, HTX, Upbit, Gate.io. Futures data are from Binance OKX, Bybit, KuCoin. Options data are from Deribit.</p>
TRADFI	Investing.com Farside Investors	<p>BTC Spot ETF Flows are based on data shown on farside.co.uk at UTC 03:00. Due to varying data reporting schedules among ETF sponsors, the figures may not encompass data from all 10 ETFs.</p>
STABLECOIN ONCHAIN MOVES	DefiLlama	<p>Stablecoin Supply is a proxy for fiat on/off ramp from TradFi into crypto. USDT Prem/Disc reflects the USDT supply/demand imbalance, approximating the market's risk aversion towards USDT specifically, and/or the crypto market more broadly. The data is from Coinbase.</p> <p>TVL/ Crypto MC Ratio = Total Value Locked / Crypto Market Cap. The ratio neutralizes the TVL changes caused by asset price fluctuations.</p>
EVENTS CALENDAR	The Tie LayerGG	<p>Token Unlocks shows those whose unlock amount is greater than 6% of the average trading volume from the universe of top 200 crypto assets by market cap.</p> <p>Other Events show summary of other major events over the next 30 days.</p>

* The Daily Market Brief is published every business day, following the Singapore calendar, excluding public holidays

About Presto

Presto is a Singapore-based algorithmic trading and financial services firm founded in 2014. Presto focuses on delivering exceptional value for clients through rigorous research-driven approach to investment and trade execution. With more than a 100 million trade executions in a day, Presto is a leading financial services firm in both digital assets and traditional finance markets.

Find out more at <https://www.prestolabs.io>.

Follow Presto for more content: [X](#), [Telegram](#), [LinkedIn](#)

Authors

Peter Chung, Head of Research : [X](#), [Telegram](#), [LinkedIn](#)

Min Jung, Research Analyst : [X](#), [Telegram](#), [LinkedIn](#)

Required Disclosures

Any expression of opinion (which may be subject to change without notice) is personal to the author and the author makes no guarantee of any sort regarding accuracy or completeness of any information or analysis supplied. The views and opinions expressed herein are those of the author(s) and do not necessarily reflect the views of Presto Labs or its affiliates. This material by itself, is not and should not be construed as an offer or a solicitation to deal in any investment product or to enter into any legal relations. This material is for informational purposes only and is only intended for sophisticated investors, and is not intended to provide accounting, legal, or tax advice, or investment recommendations, or an official statement of Presto Labs or its affiliates. Presto Labs, its affiliates and its employees make no representation and assume no liability to the accuracy or completeness of the information provided. Presto Labs, its affiliates and its employees also do not warrant that such information and publications are accurate, up to date or applicable to the circumstances of any particular case. Certain statements in this document provide predictions and there is no guarantee that such predictions are currently accurate or will ultimately be realized. Prior results that are presented here are not guaranteed and prior results do not guarantee future performance. Recipients should consult their advisors before making any investment decision. Presto Labs or its affiliates may have financial interests in, or relationships with, some of the assets, entities and/or publications discussed or otherwise referenced in the materials. Certain links that may be provided in the materials are provided for convenience and do not imply Presto Labs' endorsement, or approval of any third-party websites or their content. Any use, review, retransmission, distribution, or reproduction of these materials, in whole or in part, is strictly prohibited in any form without the express written approval of Presto Labs. Presto Research and related logos are trademarks of Presto Labs, or its affiliates.