

## Daily Market Brief

### Jan 12, 2026 (UTC -02:00)

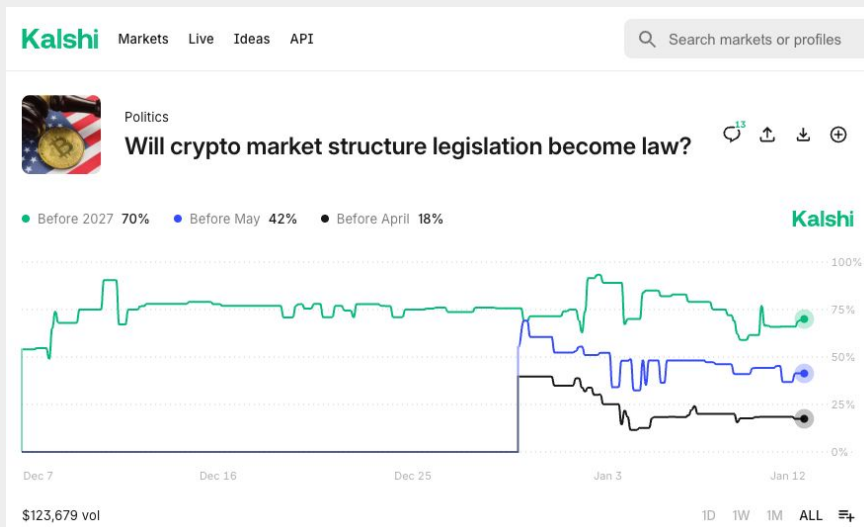
Peter Chung | Head of Research  
Min Jung | Research Associate

BTC	\$90,935.40 +0.5%	S&P500	6,966.28 +0.6%	US 10Y	4.1790% +0.0080PPT	WTI	\$59.59 +0.8%
ETH	\$3,122.22 +1.2%	Nasdaq	23,671.35 +0.8%	DXY	99.24 +0.1%	Gold	\$4,550.14 +1.1%

- The crypto market remains rangebound in the absence of a clear catalyst. As of now, \$BTC is trading at \$90,935 and \$ETH at \$3,122, with Bitcoin dominance at 59.11%.
- This week's calendar includes U.S. CPI on Tuesday, U.S. PPI on Wednesday, and earnings from major financial institutions—JPMorgan, Morgan Stanley, Goldman Sachs, BlackRock—as well as TSMC throughout the week.
- A few weekend headlines include Monero hitting an eight-year high, Nikita Bier, Head of Product at X, saying the platform is developing Smart Cashtags, and Andreessen Horowitz announcing it raised more than \$15 billion across multiple new funds in 2025.
- During the last 24 hours, the top three gainers were \$RIVER, \$XMR, and \$XCN, while the top three losers were \$PIPPIN, \$POL, and \$M.

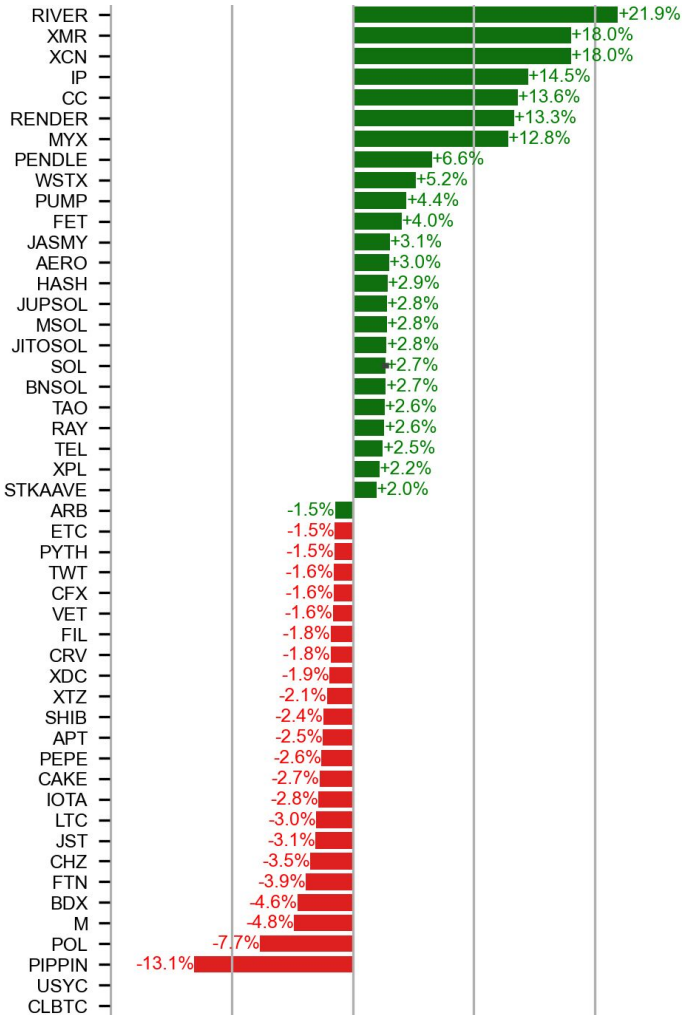
### Crypto's Big Moment: CLARITY Act Vote Wednesday

The crypto industry is entering a crucial inflection point as the Senate Banking Committee is set to vote on the CLARITY Act this Wednesday. The bill could provide a much-needed comprehensive legal framework for crypto innovations in the US. Several points of contention exist, however, that could prevent smooth passage. The primary conflict arises from the industry's demands for developer protections and self-custody, vs. the Bank Secrecy Act requirements that impose compliance obligations on intermediaries. If the Committee manages to negotiate language that garners enough support from opponents, the bill would advance to a full vote in the Senate and potentially to White House approval for enactment. Kalshi currently assigns 42% odds for such scenario materializing no later than May 2026.



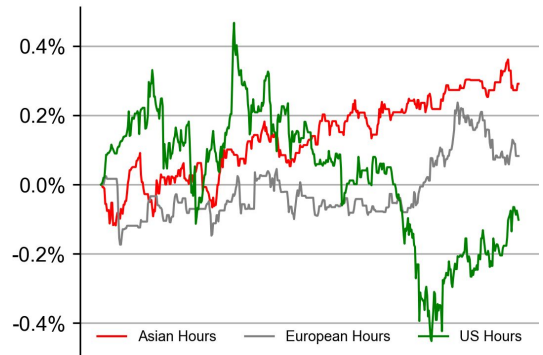
## PRICE ACTIONS

### 24H Price Change (Top/Bottom 25 from Top 200)

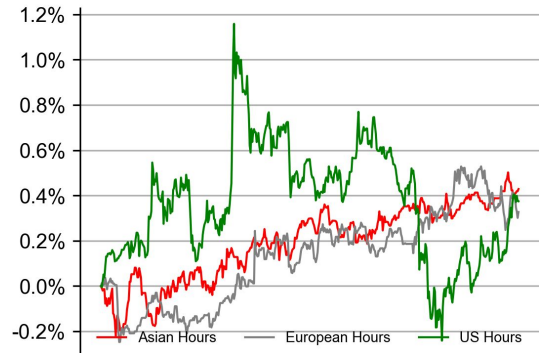


### Time Zone Analysis

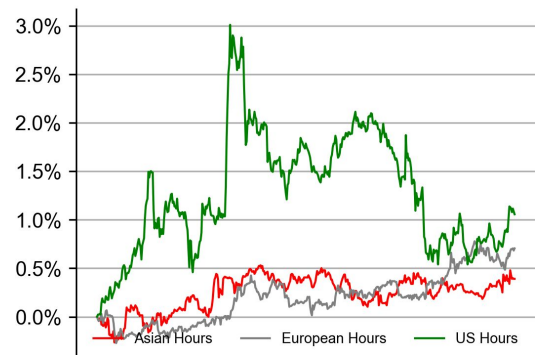
#### BTC



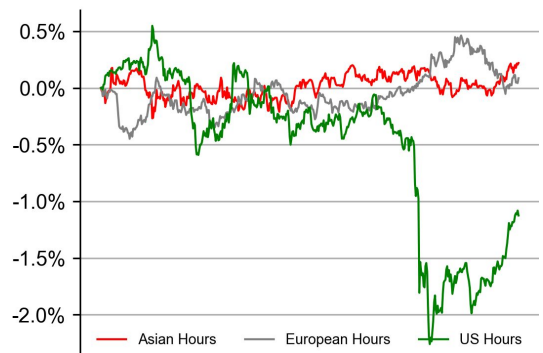
#### ETH



#### SOL

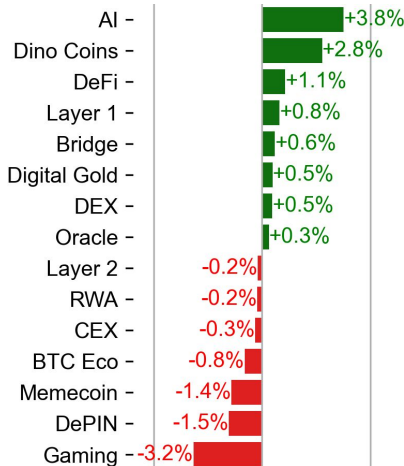
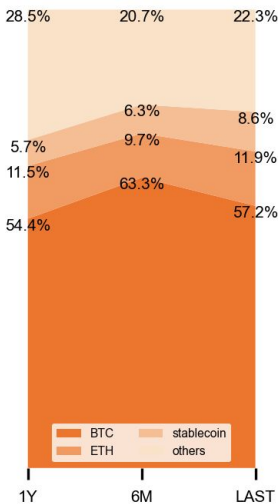


#### XRP



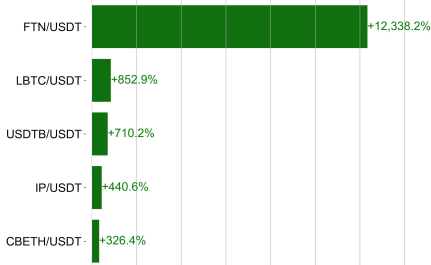
### Dominance Ratio

### Sector Performance



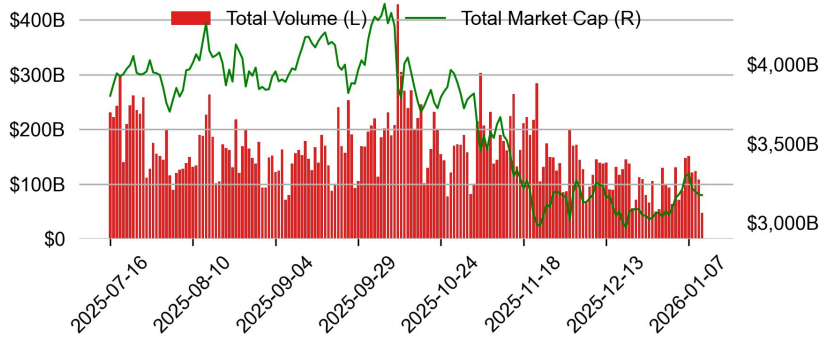
## TRADING VOLUME

### 24H Vol % Chg\*

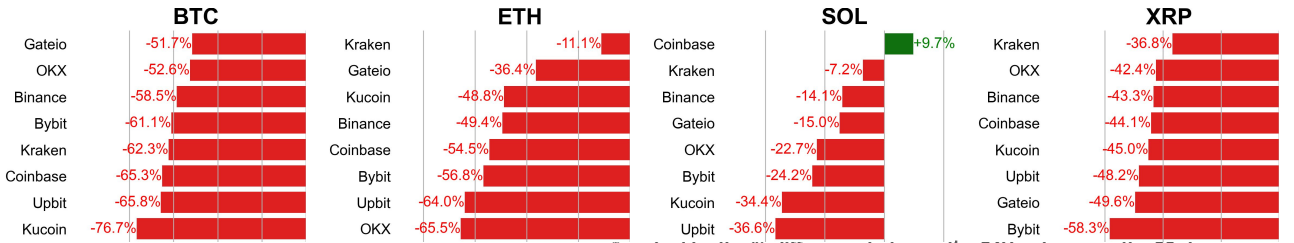


\* 5 largest 24H vol. change from the universe of top 50 assets by market cap

### Spot Volume



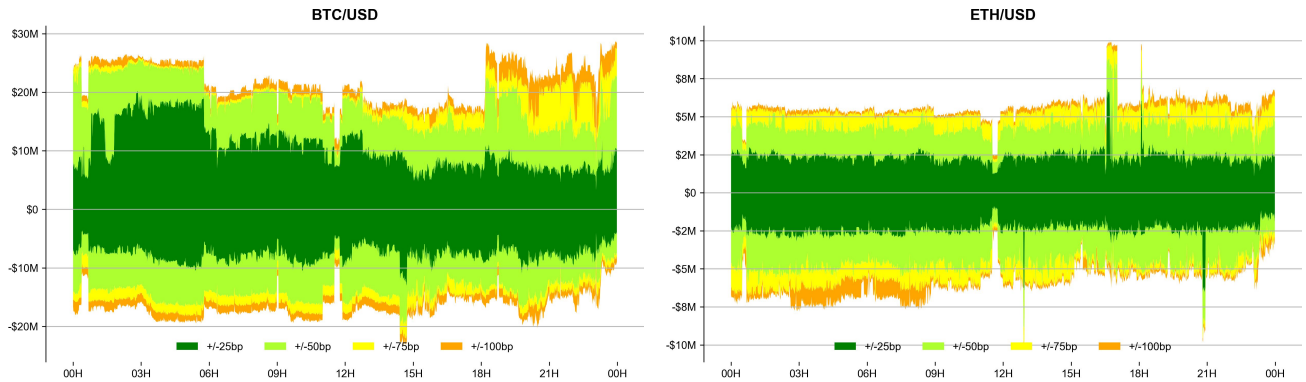
## Spot Volume Leaders (% chg vs ave)\*



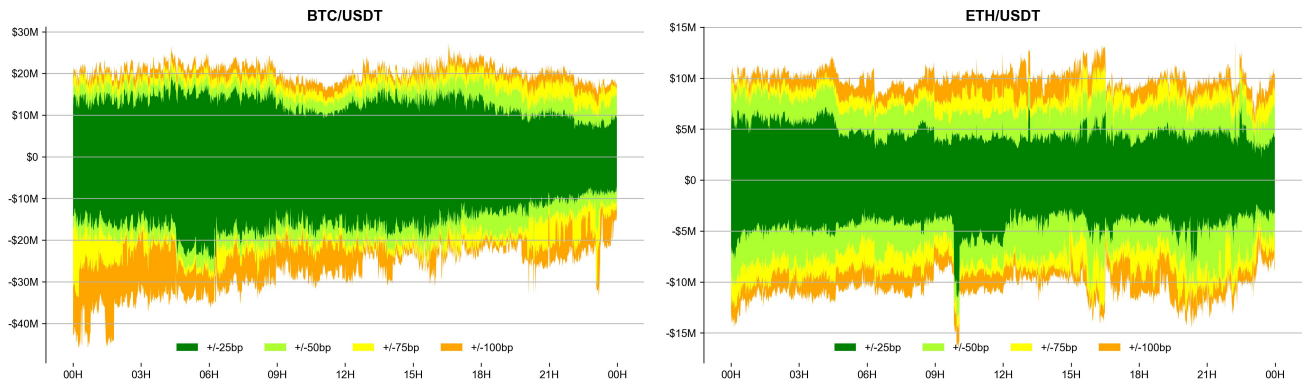
\* ranked by the % difference between the 24H volume vs. the 30-day average

## ORDER BOOK DEPTH (within 1% best bid/ask)

### Coinbase



### Binance



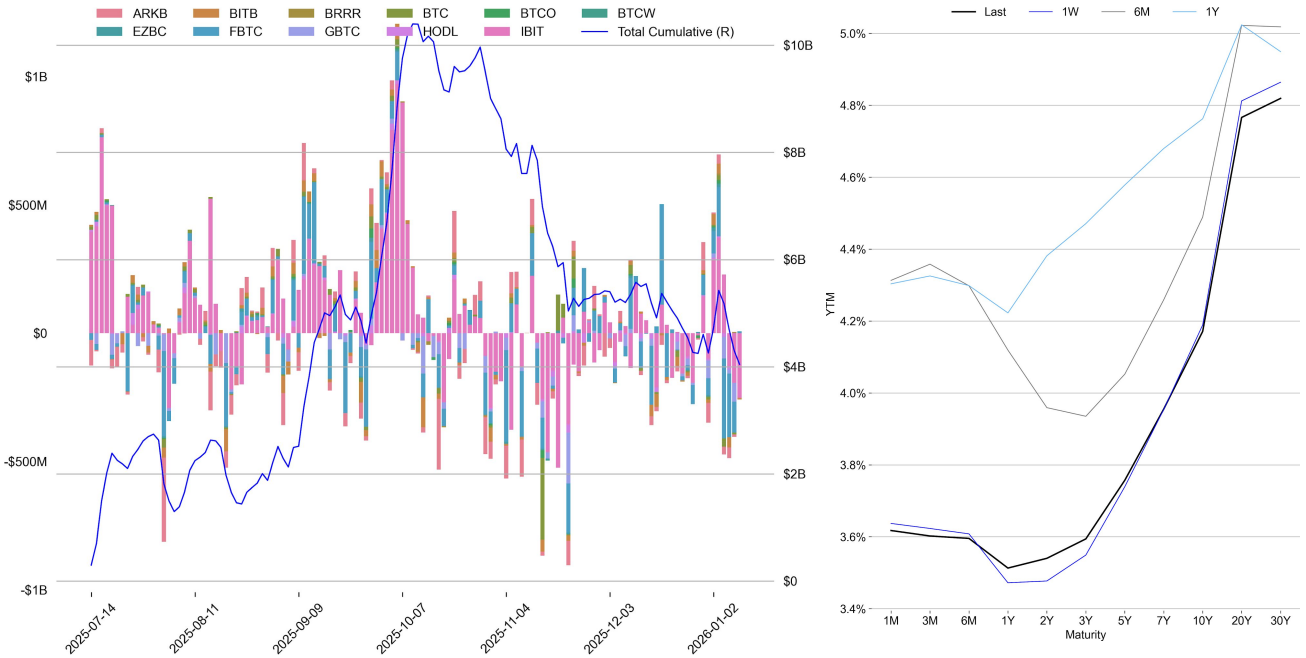


# TRADFI

	Stocks					FX				Commodity		Crypto Equity			
	S&P500	Nasdaq	EuroStoxx50	HSI	CSI300	USD/EUR	USD/JPY	USD/CNY	DXY	WTI	Gold	COIN	MSTR	MARA	RIOT
Last	6966.28	23671.35	5997.47	26231.79	4758.92	0.8604	158.14	6.9774	99.24	59.59	4550.14	240.78	157.33	10.22	15.32
1D	0.6%	0.8%	1.6%	0.3%	0.4%	0.1%	0.2%	-0.1%	0.1%	0.8%	1.1%	-2.0%	-5.8%	-2.1%	1.3%
1M	1.2%	0.1%	5.1%	2.7%	3.6%	1.0%	1.5%	-1.2%	0.9%	4.1%	5.1%	-12.5%	-14.8%	-14.3%	-1.6%
1Y	17.7%	21.5%	19.5%	36.3%	25.9%	-11.8%	0.3%	-4.8%	-9.5%	-21.3%	67.6%	-7.4%	-52.6%	-44.3%	27.5%

## BTC Spot ETF Flow

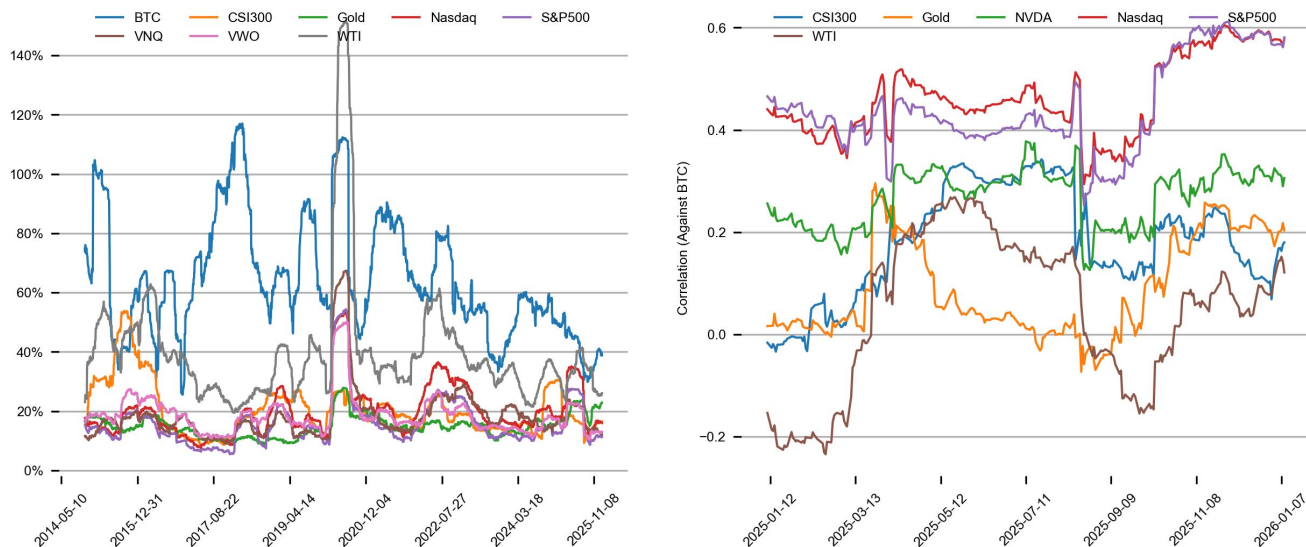
## US Treasury Yield Curve



## CROSS ASSET METRICS

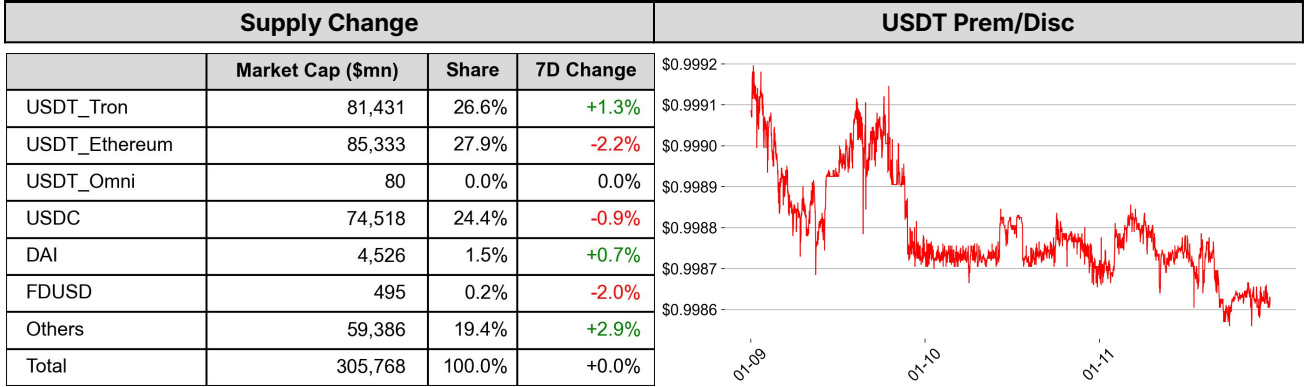
### Volatility

### Correlation

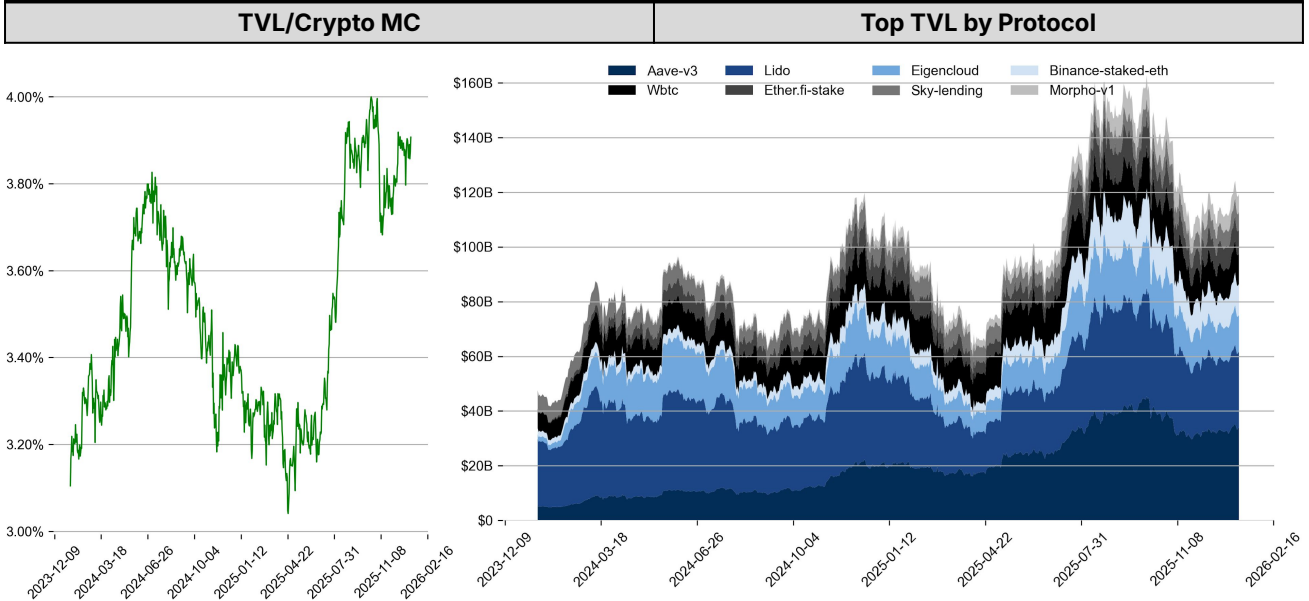




## STABLECOIN



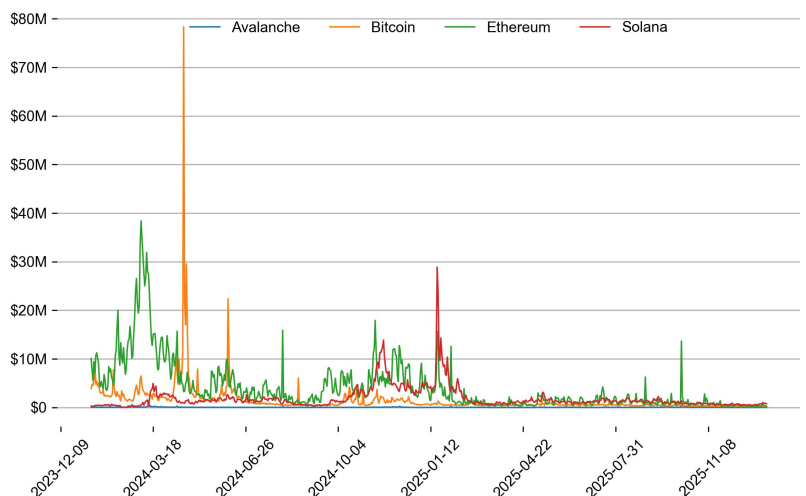
## ONCHAIN MOVES



## Top TVL Gainers\*

#	Name	7D Change
1	Seamless V2	+64.6%
2	Re	+57.2%
3	Hyperithm	+38.5%
4	River Omni-CDP	+36.9%
5	Theo Network thBill	+24.1%

## Daily Network Fees



\* 5 largest 7 day TVL change in % terms from the universe of minimum \$100m TVL protocols, according to DefiLlama.

## EVENTS CALENDAR

Date	Title	Coins / Hosts
Jan 1, 2026	Bank of America BTC spot ETF approve	
Jan 1, 2026	\$64.23M Unlock	\$SUI
Jan 1, 2026	First Inflation Halving	\$CC
Jan 2, 2026	\$14.5M Unlock	\$EIGEN
Jan 5, 2026	\$36.1M Unlock	\$ENA
Jan 6, 2026	1.2M \$HYPE Unlock	\$HYPE
Jan 7, 2026	ZKsync ERA Sunset Phase	\$ZK
Jan 9, 2026	US Unemployment Rate	
Jan 12, 2026	Dutch Auction	\$ZAMA
Jan 13, 2026	US CPI	
Jan 15, 2026	Investor Call	\$BMNR
Jan 15, 2026	Decision on MSCI index inclusion	\$MSTR
Jan 15, 2026	\$10.6M Unlock	\$STRK
Jan 16, 2026	Upbit & Bithumb delisting	\$GRS
Jan 16, 2026	\$18.22M Unlock	\$ARB
Jan 19, 2026	Davos Forum	
Jan 20, 2026	\$32.14M Unlock	\$ZRO
Jan 21, 2026	\$24.29M Unlock	\$PLUME
Jan 22, 2026	BOJ Rates Decision	
Jan 23, 2026	\$6.29M Unlock	\$Anime
Jan 26, 2026	Jupiverse 2026	\$JUP
Jan 26, 2026	\$485.8M Unlock	\$BGB
Jan 26, 2026	\$6.17M Unlock	\$SAHARA
Jan 27, 2026	FED Decision	
Jan 28, 2026	\$10.68M Unlock	\$Jup
Jan 29, 2026	Earnings Call	\$TSLA, \$MSFT, \$META

## DATA EXPLAINER

Headers	Source	Note
<b>PRICE ACTIONS</b> <b>TRADING VOLUME</b> <b>ORDER BOOK</b> <b>DEPTH</b> <b>DERIVATIVES</b>	Presto Labs	<p><b>Time Zone Analysis</b> separates out the asset's price action according to the business hours in Asia, Europe and US region. This is to identify which geography is responsible for price actions of the last 24hrs. The cut-offs are,</p> <ul style="list-style-type: none"> <li>- Asia: UTC 22:00 -1 to UTC 6:00</li> <li>- Europe: UTC 6:00 to 14:00</li> <li>- US: UTC 14:00 to 22:00</li> </ul> <p><b>Sector</b> constituents are, AI(FET, AGIX, OCEAN), BTC Eco(BCH, BSV, ICP, STX, ORDI), CEX(BNB, CRO, OKB, KCS, BGB), Data(LINK, GRT), DePIN(ICP, FIL, AR, HNT, SIA), DEX(UNI, INJ, RUNE, SNX, DYDX, OSMO, CRV, CAKE, GMX), Digital Gold(BTC), Gaming/Metaverse(IMX, BEAM, SAND, GALA, AXS, WEMIX, RON), LO(AVAX, DOT, TIA), L2(MATIC, OP, MNT, ARB, STRK), Lending(MKR, AAVE, COMP), Liquid Staking(LDO, RPL, JTO), Meme(DOGE, SHIB, FLOKI), NFT(APE, BLUR), Payments(XRP, LTC, XLM, XMR, ZEC), RWA(ONDO, CFG), Smart Contract(ETH, BNB, SOL, ADA, TRX, TON, APT, NEAR, HBAR, VET, ALGO, FTM, SUI, FLOW, MINA). The sector return is market-cap weighted average of the constituents' returns.</p> <p><b>Exchanges:</b> 24H spot price &amp; volume % changes and dominance ratios are from CoinGecko. Time Zone Analysis is based on data from Binance. Spot volume leaders are based on data from Binance Bybit, Coinbase, Kraken, OKX, KuCoin, HTX, Upbit, Gate.io. Futures data are from Binance OKX, Bybit, KuCoin. Options data are from Deribit.</p>
<b>TRADFI</b>	Investing.com Farside Investors	<p><b>BTC Spot ETF Flows</b> are based on data shown on farside.co.uk at UTC 03:00. Due to varying data reporting schedules among ETF sponsors, the figures may not encompass data from all 10 ETFs.</p>
<b>STABLECOIN</b> <b>ONCHAIN MOVES</b>	DefiLlama	<p><b>Stablecoin Supply</b> is a proxy for fiat on/off ramp from TradFi into crypto.</p> <p><b>USDT Prem/Disc</b> reflects the USDT supply/demand imbalance, approximating the market's risk aversion towards USDT specifically, and/or the crypto market more broadly. The data is from Coinbase.</p> <p><b>TVL/ Crypto MC Ratio</b> = Total Value Locked / Crypto Market Cap. The ratio neutralizes the TVL changes caused by asset price fluctuations.</p>
<b>EVENTS</b> <b>CALENDAR</b>	CoinMarketCap Investing.com	<p><b>Events Calendar</b> provides a summary of major events happening throughout the month.</p>

\* The Daily Market Brief is published every business day, following the Singapore calendar, excluding public holidays



## About Presto

Presto is an algorithmic trading firm where researchers and engineers solve challenging problems in global financial markets. Our core strength lies in combining engineering, mathematics, and science to navigate both digital asset and traditional finance markets with precision. Presto Research, our research unit, provides expert-driven insights to help navigate these markets effectively.

Find out more at <https://www.prestolabs.io>.

Follow Presto for more content: [X](#), [LinkedIn](#)

Follow Presto Research for latest research : [X](#), [Telegram](#)

## Authors

**Peter Chung**, Head of Research [X](#), [Telegram](#), [LinkedIn](#)

**Min Jung**, Research Associate [X](#), [Telegram](#), [LinkedIn](#)

## Required Disclosures

*Any expression of opinion (which may be subject to change without notice) is personal to the author and the author makes no guarantee of any sort regarding accuracy or completeness of any information or analysis supplied. The views and opinions expressed herein are those of the author(s) and do not necessarily reflect the views of Presto or its affiliates. This material by itself, is not and should not be construed as an offer or a solicitation to deal in any investment product or to enter into any legal relations. This material is for informational purposes only and is only intended for sophisticated investors, and is not intended to provide accounting, legal, or tax advice, or investment recommendations, or an official statement of Presto or its affiliates. Presto, its affiliates and its employees make no representation and assume no liability to the accuracy or completeness of the information provided. Presto, its affiliates and its employees also do not warrant that such information and publications are accurate, up to date or applicable to the circumstances of any particular case. Certain statements in this document provide predictions and there is no guarantee that such predictions are currently accurate or will ultimately be realized. Prior results that are presented here are not guaranteed and prior results do not guarantee future performance. Recipients should consult their advisors before making any investment decision. Presto or its affiliates may have financial interests in, or relationships with, some of the assets, entities and/or publications discussed or otherwise referenced in the materials. Certain links that may be provided in the materials are provided for convenience and do not imply Presto's endorsement, or approval of any third-party websites or their content. Any use, review, retransmission, distribution, or reproduction of these materials, in whole or in part, is strictly prohibited in any form without the express written approval of Presto. Presto Research and related logos are trademarks of Presto, or its affiliates.*