

**May 13, 2024 (UTC -02:00)**

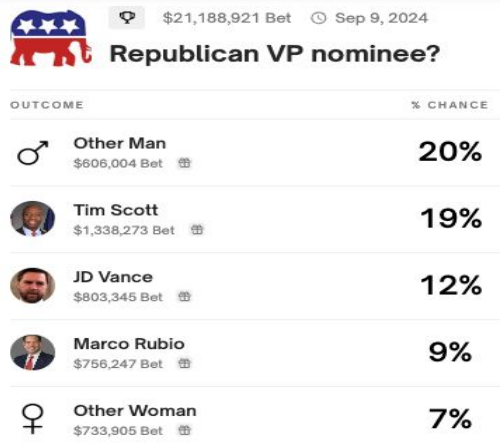
Is Crypto Inherently Political?

<b>BTC</b>	\$61,480.03	<b>S&amp;P500</b>	5,222.68	<b>US 10Y</b>	4.4924%	<b>WTI</b>	\$78.09
	+1.1%		+0.2%		-0.0079PPT		-0.2%
<b>ETH</b>	\$2,929.35	<b>Nasdaq</b>	16,340.87	<b>DXY</b>	105.32	<b>Gold</b>	\$2,366.45
	+0.6%		-0.0%		+0.0%		-0.4%

- With minimal price action, \$BTC mostly traded range-bound between \$60K and \$61.5K during the weekend and is currently at \$61,480. On Friday, ETF data disappointed again with an outflow of 84.7M, with \$GBTC recording a 103M outflow.
- This week's calendar includes a speech by Powell on Tuesday, the April CPI report on Wednesday, and earnings reports from Home Depot and Walmart.
- On the listing front, \$BB is set to be listed on Binance today, and \$NOT launchpool begins today with a Thursday listing. LayerZero TGE may also be announced this week.
- With the AI sector leading the market last week, the top three performers in the last 24 hours were \$TRUMP, \$UMA, and \$CORE, while the top three losers were \$VENOM, \$PYTH, and \$SUPER. Please note that our universe has changed to top 200 cryptocurrencies (excluding stable coins).

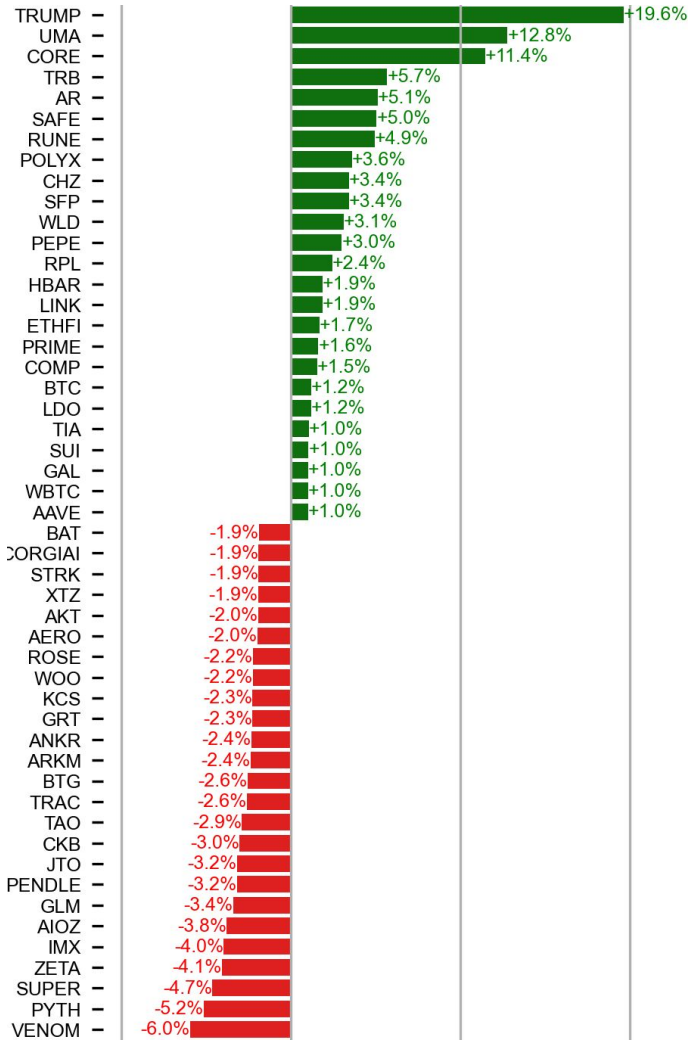
**Is Crypto Inherently Political?**

Politics took center stage on Crypto Twitter this weekend, as Trump's pro-crypto bluster at last week's NFT Gala triggered chain reactions from industry leaders. [The Blockworks' op-ed](#) in particular stirred up a heated debate on the merits of being a single-issue voter in the upcoming US election, and whether crypto should be a partisan issue. The US election has never been watched and discussed this closely by the digital asset industry before. Trump nominating a pro-crypto running mate could be the next catalyst, likely in July.

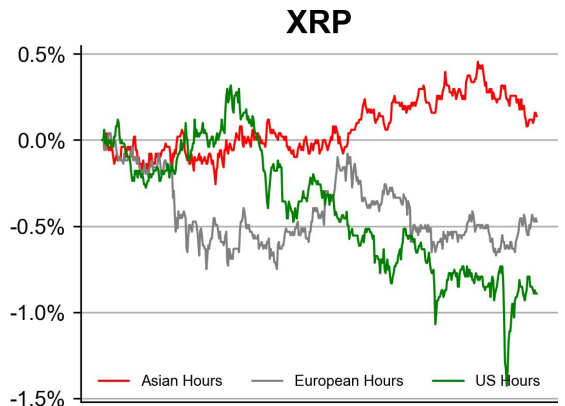
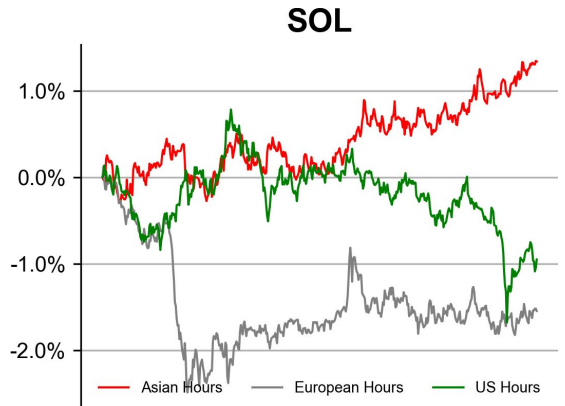
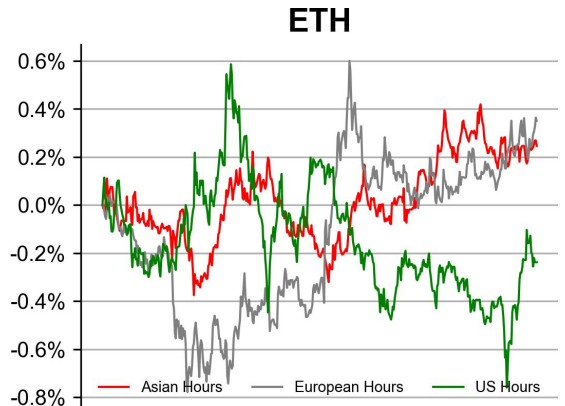
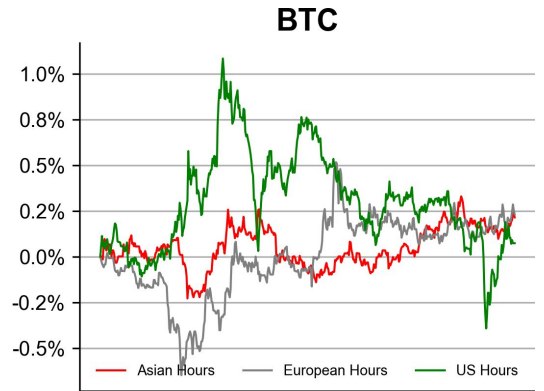


# PRICE ACTIONS

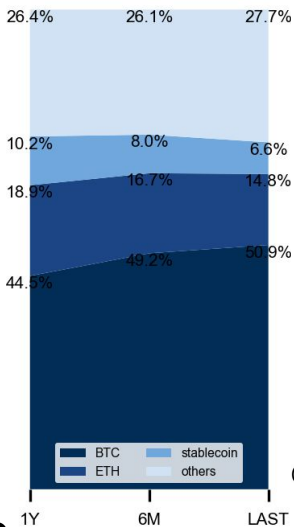
## 24H Price Change (Top/Bottom 25 from Top 200)



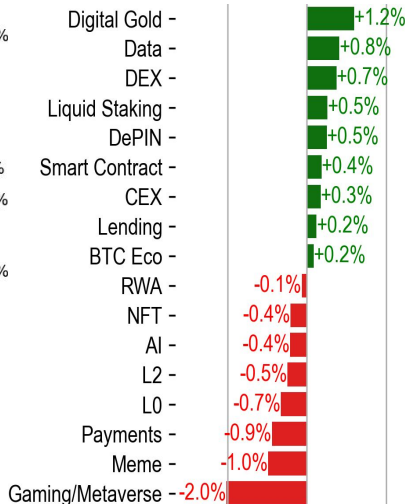
## Time Zone Analysis



## Dominance Ratio

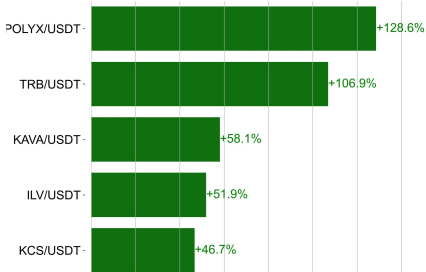


## Sector Performance

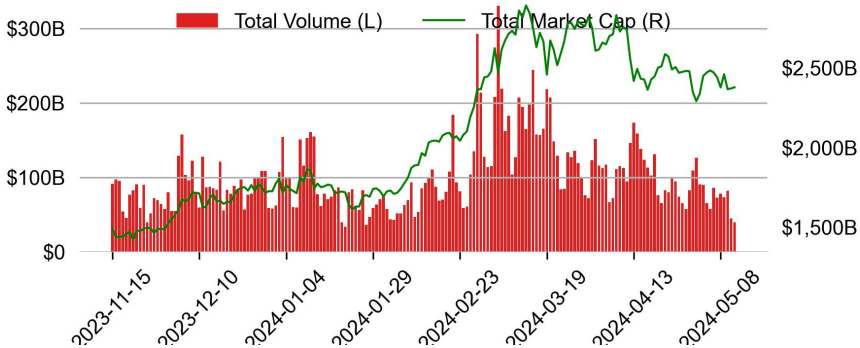


# TRADING VOLUME

## 24H Vol % Chg\*

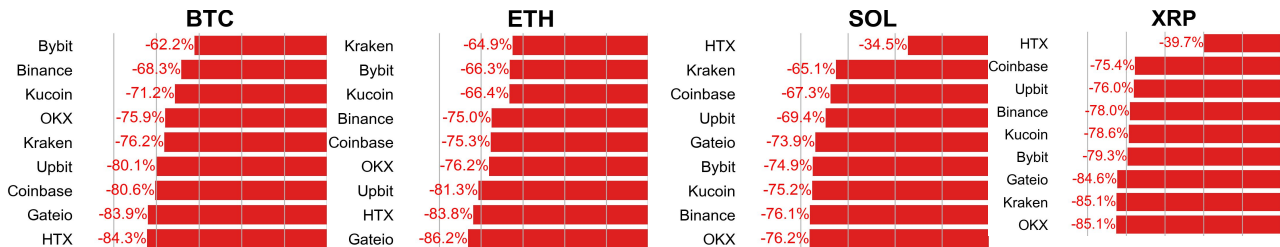


## Spot Volume



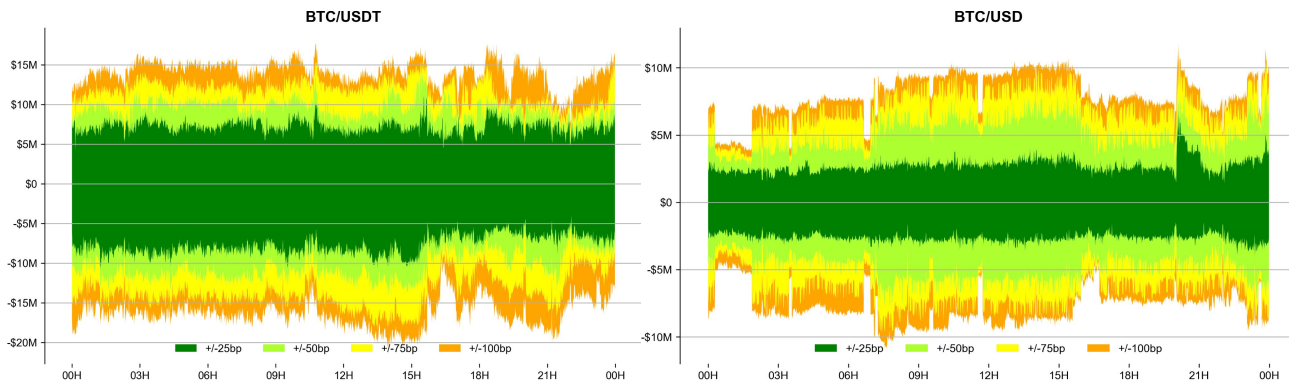
\* 5 largest 24H vol. change from the universe of top 50 assets by market cap

## Spot Volume Leaders (% chg vs ave)\*

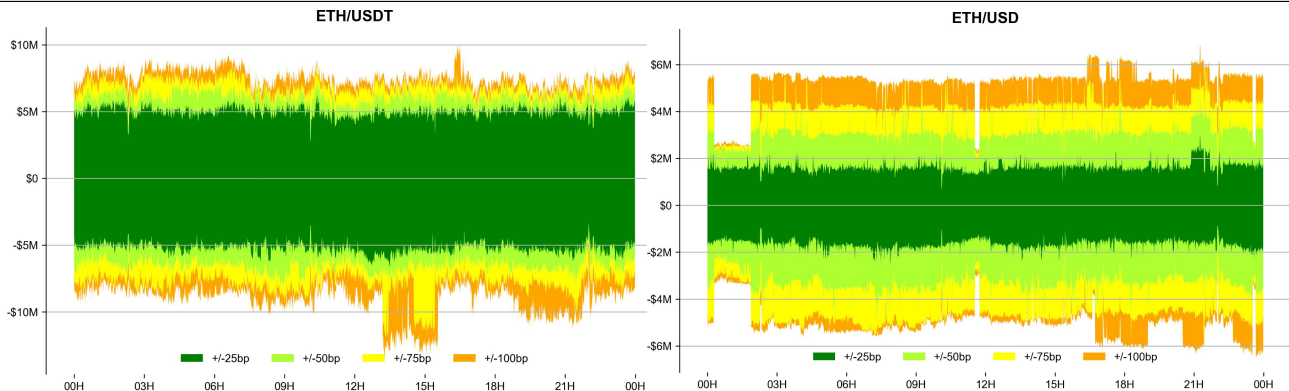


## ORDER BOOK DEPTH (within 1% best bid/ask)

### Coinbase



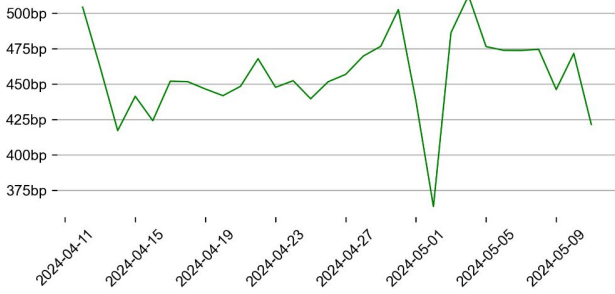
### Binance



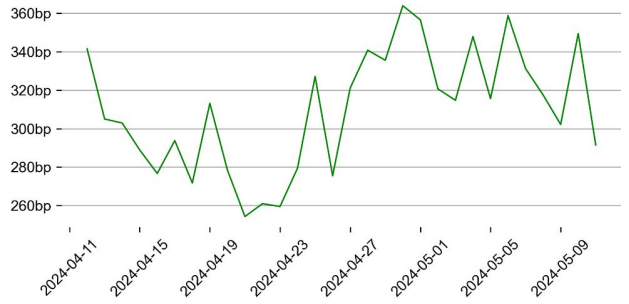
# DERIVATIVES

## OI/ MC & Leverage Ratios

### BTC

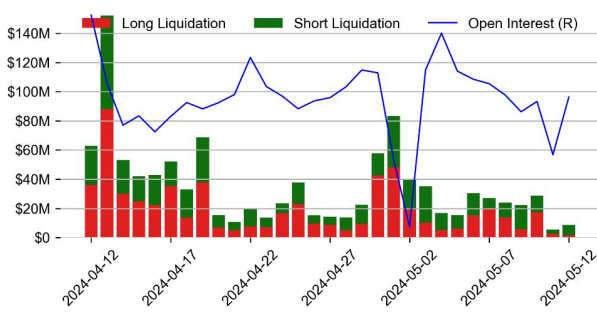


### ETH

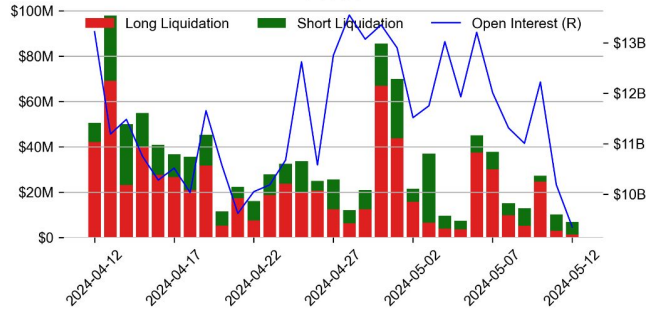


## Futures O.I. & Liquidations

### BTC

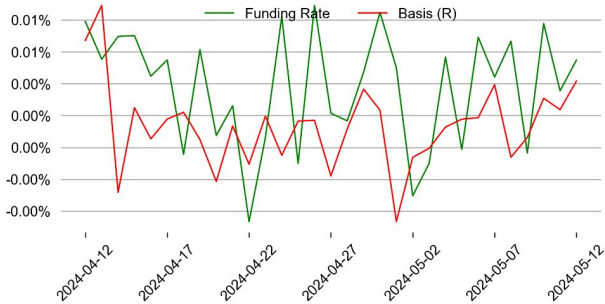


### ETH

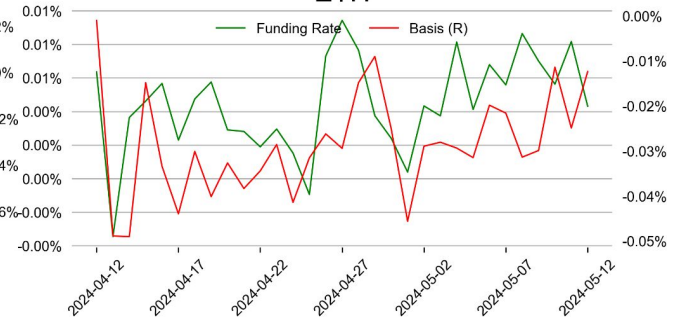


## Perps Funding Rate & Rolling Basis

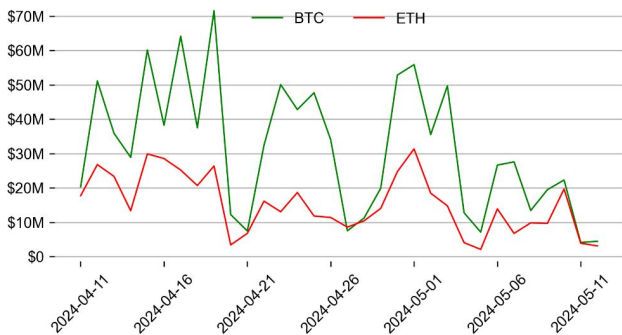
### BTC



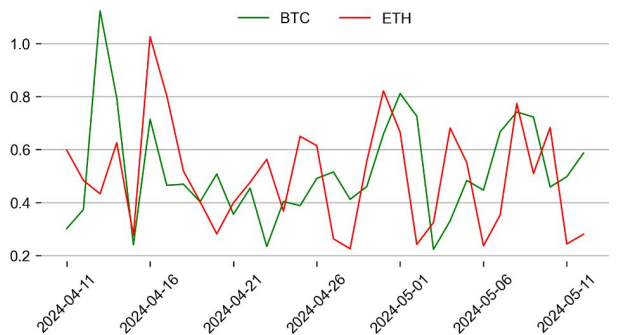
### ETH



## Option Volume



## Put Call Ratio

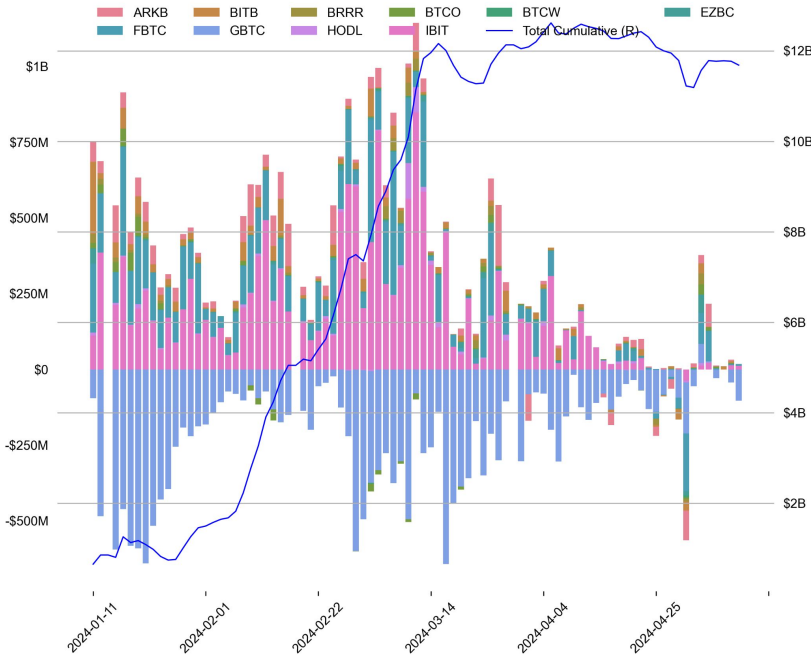




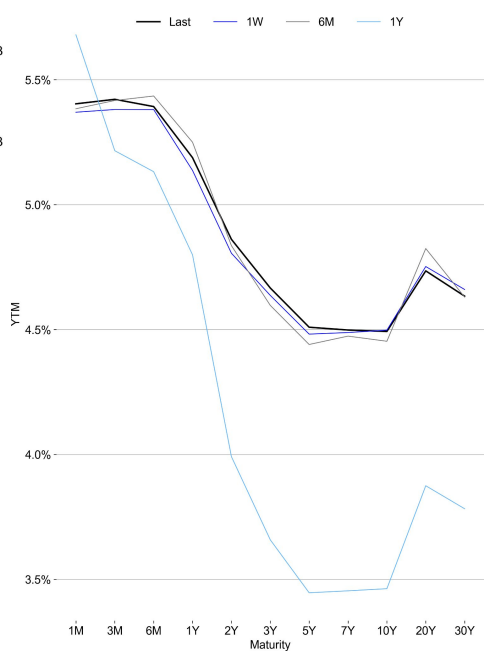
# TRADFI

	Stocks					FX				Commodity		Crypto Equity			
	S&P500	Nasdaq	EuroStoxx50	HSI	CSI300	USD/EUR	USD/JPY	USD/CNY	DXY	WTI	Gold	COIN	MSTR	MARA	RIOT
Last	5222.68	16340.87	5083.55	18993.00	3667.27	0.9284	155.84	7.2261	105.32	78.09	2366.45	200.92	1180.48	17.16	9.20
1D	0.2%	-0.0%	0.6%	2.5%	0.1%	0.0%	0.0%	0.1%	0.0%	-0.2%	-0.4%	-4.5%	-6.6%	-12.7%	-10.5%
1M	1.2%	1.1%	1.7%	10.8%	4.6%	-1.2%	1.7%	-0.1%	-0.7%	-8.8%	-0.3%	-19.9%	-24.6%	-1.3%	-6.8%
1Y	26.4%	32.5%	18.0%	-3.8%	-8.1%	0.8%	14.8%	4.0%	2.6%	11.5%	17.2%	232.9%	310.8%	96.6%	-14.1%

## BTC Spot ETF Flow

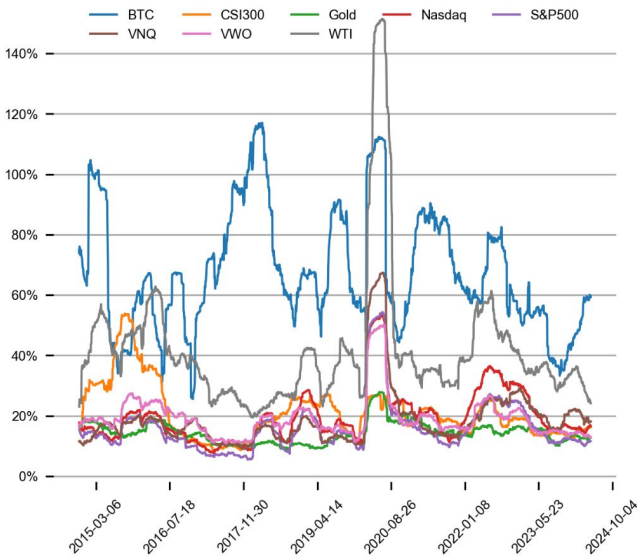


## US Treasury Yield Curve

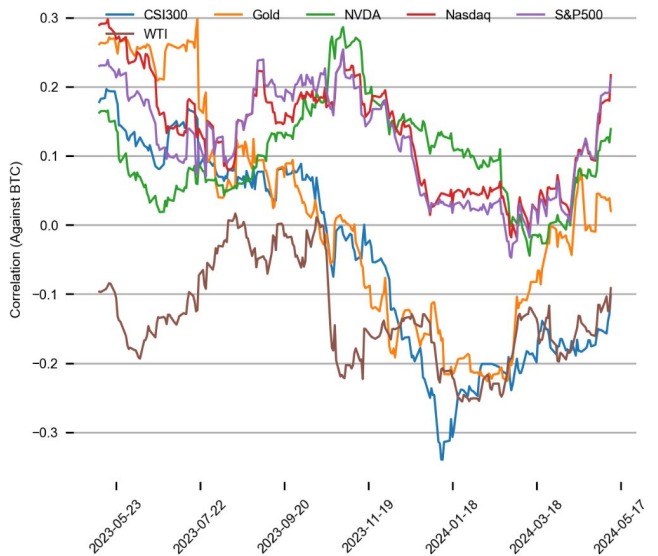


## CROSS ASSET METRICS

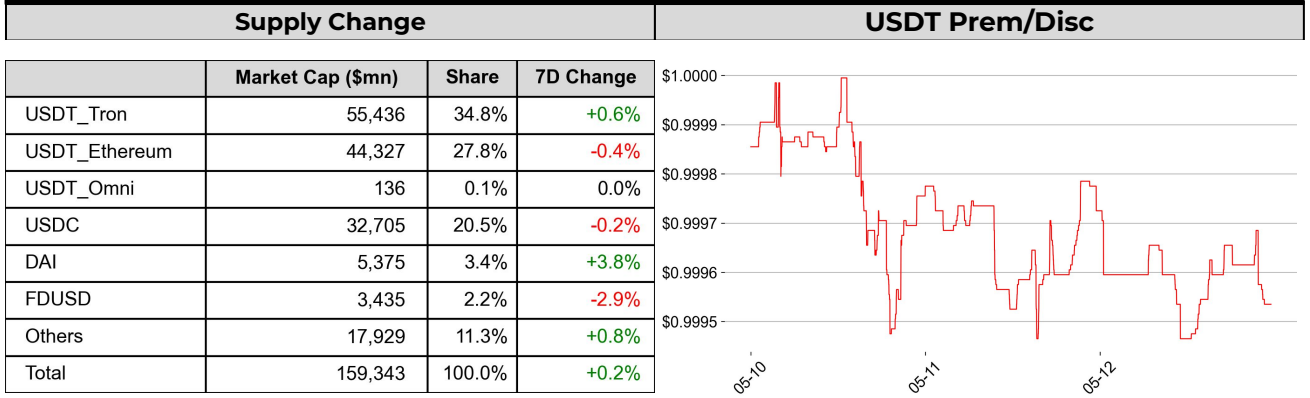
### Volatility



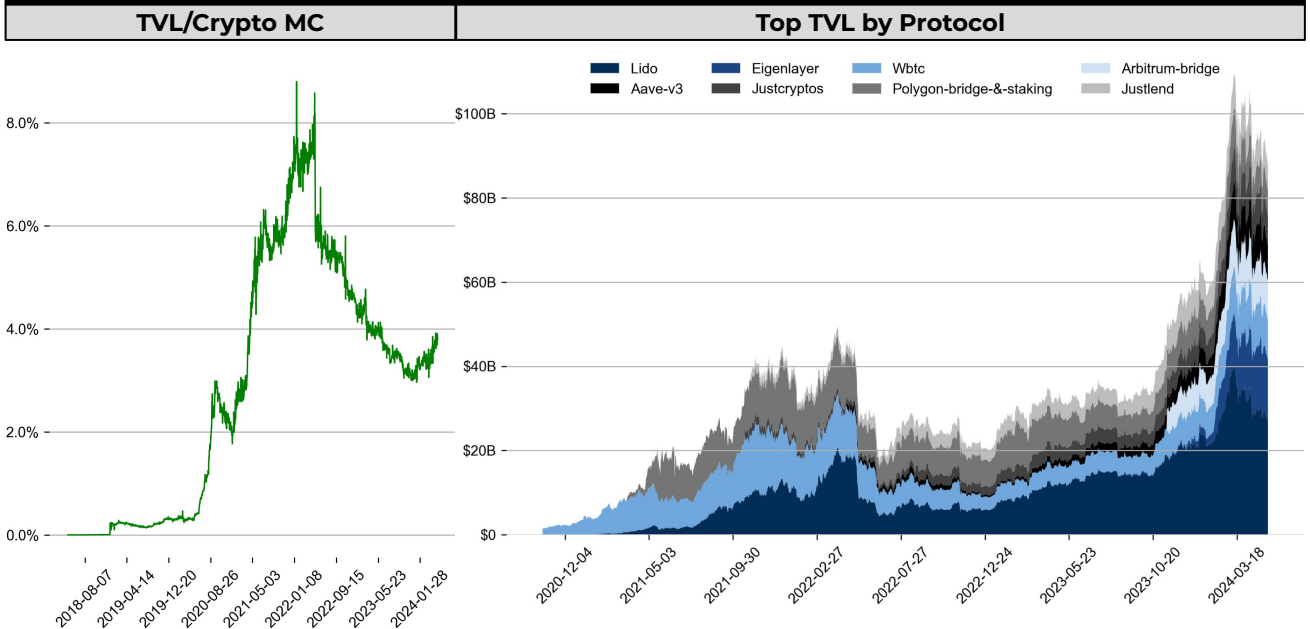
### Correlation



## STABLECOIN

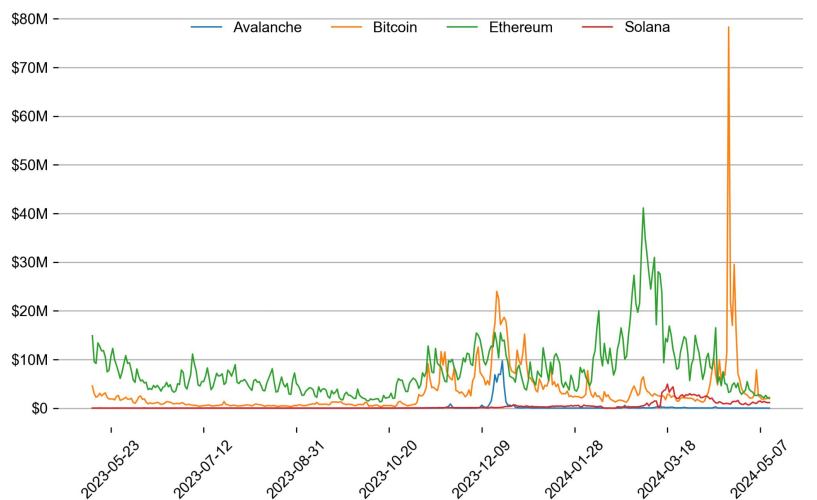


## ONCHAIN MOVES



Top TVL Gainers*			Daily Network Fees			
------------------	--	--	--------------------	--	--	--

#	Name	7D Change
1	PancakeSwap AMM V3	+185.1%
2	Particle DUO	+143.7%
3	Swell L2 Farm	+48.7%
4	iZiSwap	+42.9%
5	STON.fi	+41.9%



\* 5 largest 7 day TVL change in % terms from the universe of minimum \$100m TVL protocols, according to DefiLlama.

## EVENTS CALENDAR

### Upcoming Token Unlocks (next 7 days)

Asset	Type	Entity	Unlock Date (UTC)	Unlock Units	Unlock Value	% of Avg Trading Vol	Supply Locked
CFG	Allocation	Early Ecosystem	5/14/24	318.8K	\$210.7K	10.1%	9.8%
CFG	Allocation	Foundation Endowment	5/14/24	999.5K	\$660.7K	31.5%	9.8%
CFG	Allocation	Community Grants	5/14/24	722.5K	\$477.6K	22.8%	9.8%
CFG	Allocation	Core Contributors	5/14/24	1.7M	\$1.1M	54.4%	9.8%
SEI	Allocation	Ecosystem Reserve	5/15/24	92.7M	\$48.3M	29.7%	72%
SEI	Allocation	Foundation	5/15/24	29.2M	\$15.2M	9.3%	72%
APE	Allocation	Treasury	5/17/24	7.3M	\$9.4M	15.6%	39.5%
IMX	Allocation	Project Development	5/17/24	9.6M	\$20.8M	32.4%	27.2%
IMX	Allocation	Ecosystem Development	5/17/24	17.2M	\$37.2M	58.1%	27.2%
PRIME	Investment	Investors	5/17/24	751.9K	\$12.9M	124.0%	67.8%
APE	Allocation	Yuga Labs	5/18/24	4.2M	\$5.1M	8.5%	39.5%
ROSE	Allocation	Core Contributors	5/20/24	140M	\$12.0M	42.3%	32.9%
PYTH	Allocation	Publisher Rewards	5/20/24	50M	\$23.1M	30.5%	85.0%
PYTH	Investment	Private Investors	5/20/24	250M	\$115.6M	152.5%	85.0%
PYTH	Allocation	Protocol Development	5/20/24	212.5M	\$98.2M	129.6%	85.0%
PYTH	Allocation	Publisher Rewards	5/20/24	537.5M	\$248.5M	327.9%	85.0%
PYTH	Allocation	Ecosystem Growth	5/20/24	1.1B	\$520.0M	686.2%	85.0%
GMT	Allocation	Treasury	5/20/24	20.3M	\$4.3M	6.2%	62.4%

### Other Events (next 7 days)

Date	Title	Coins
May 15, 2024	"Guild of Guardians" Mobile	\$GOG
May 15, 2024	Network Upgrade	\$XEC
May 15, 2024	Network Upgrade	\$BCH
May 16, 2024	\$LWA Rebranding	\$ONIT

## DATA EXPLAINER

Headers	Source	Note
<b>PRICE ACTIONS</b> <b>TRADING VOLUME</b> <b>ORDER BOOK</b> <b>DEPTH</b> <b>DERIVATIVES</b>	Presto Labs	<p><b>Time Zone Analysis</b> separates out the asset's price action according to the business hours in Asia, Europe and US region. This is to identify which geography is responsible for price actions of the last 24hrs. The cut-offs are,</p> <ul style="list-style-type: none"> <li>- Asia: UTC 22:00 -1 to UTC 6:00</li> <li>- Europe: UTC 6:00 to 14:00</li> <li>- US: UTC 14:00 to 22:00</li> </ul> <p><b>Sector</b> constituents are, AI(FET, AGIX, OCEAN), BTC Eco(BCH, BSV, ICP, STX, ORDI), CEX(BNB, CRO, OKB, KCS, BGB), Data(LINK, GRT), DePIN(ICP, FIL, AR, HNT, SIA), DEX(UNI, INJ, RUNE, SNX, DYDX, OSMO, CRV, CAKE, GMX), Digital Gold(BTC), Gaming/Metaverse(IMX, BEAM, SAND, GALA, AXS, WEMIX, RON), L0(AVAX, DOT, TIA), L2(MATIC, OP, MNT, ARB, STRK), Lending(MKR, AAVE, COMP), Liquid Staking(LDO, RPL, JTO), Meme(DOGE, SHIB, FLOKI), NFT(APE, BLUR), Payments(XRP, LTC, XLM, XMR, ZEC), RWA(ONDO, CFG), Smart Contract(ETH, BNB, SOL, ADA, TRX, TON, APT, NEAR, HBAR, VET, ALGO, FTM, SUI, FLOW, MINA). The sector return is market-cap weighted average of the constituents' returns.</p> <p><b>Exchanges:</b> 24H spot price &amp; volume % changes and dominance ratios are from CoinGecko. Time Zone Analysis is based on data from Binance. Spot volume leaders are based on data from Binance Bybit, Coinbase, Kraken, OKX, KuCoin, HTX, Upbit, Gate.io. Futures data are from Binance OKX, Bybit, KuCoin. Options data are from Deribit.</p>
<b>TRADFI</b>	Investing.com Farside Investors	<p><b>BTC Spot ETF Flows</b> are based on data shown on farside.co.uk at UTC 03:00. Due to varying data reporting schedules among ETF sponsors, the figures may not encompass data from all 10 ETFs.</p>
<b>STABLECOIN</b> <b>ONCHAIN MOVES</b>	DefiLlama	<p><b>Stablecoin Supply</b> is a proxy for fiat on/off ramp from TradFi into crypto.</p> <p><b>USDT Prem/Disc</b> reflects the USDT supply/demand imbalance, approximating the market's risk aversion towards USDT specifically, and/or the crypto market more broadly. The data is from Coinbase.</p> <p><b>TVL/ Crypto MC Ratio</b> = Total Value Locked / Crypto Market Cap. The ratio neutralizes the TVL changes caused by asset price fluctuations.</p>
<b>EVENTS CALENDAR</b>	The Tie LayerGG	<p><b>Token Unlocks</b> shows those whose unlock amount is greater than 6% of the average trading volume from the universe of top 200 crypto assets by market cap.</p> <p><b>Other Events</b> show summary of other major events over the next 30 days.</p>

\* The Daily Market Brief is published every business day, following the Singapore calendar, excluding public holidays



## About Presto

Presto is a Singapore-based algorithmic trading and financial services firm founded in 2014. Presto focuses on delivering exceptional value for clients through rigorous research-driven approach to investment and trade execution. With more than a 100 million trade executions in a day, Presto is a leading financial services firm in both digital assets and traditional finance markets.

Find out more at <https://www.prestolabs.io>.

Follow Presto for more content: [X](#), [Telegram](#), [LinkedIn](#)

## Authors

Peter Chung, Head of Research : [X](#), [Telegram](#), [LinkedIn](#)

Min Jung, Research Analyst : [X](#), [Telegram](#), [LinkedIn](#)

## Required Disclosures

*Any expression of opinion (which may be subject to change without notice) is personal to the author and the author makes no guarantee of any sort regarding accuracy or completeness of any information or analysis supplied. The views and opinions expressed herein are those of the author(s) and do not necessarily reflect the views of Presto Labs or its affiliates. This material by itself, is not and should not be construed as an offer or a solicitation to deal in any investment product or to enter into any legal relations. This material is for informational purposes only and is only intended for sophisticated investors, and is not intended to provide accounting, legal, or tax advice, or investment recommendations, or an official statement of Presto Labs or its affiliates. Presto Labs, its affiliates and its employees make no representation and assume no liability to the accuracy or completeness of the information provided. Presto Labs, its affiliates and its employees also do not warrant that such information and publications are accurate, up to date or applicable to the circumstances of any particular case. Certain statements in this document provide predictions and there is no guarantee that such predictions are currently accurate or will ultimately be realized. Prior results that are presented here are not guaranteed and prior results do not guarantee future performance. Recipients should consult their advisors before making any investment decision. Presto Labs or its affiliates may have financial interests in, or relationships with, some of the assets, entities and/or publications discussed or otherwise referenced in the materials. Certain links that may be provided in the materials are provided for convenience and do not imply Presto Labs' endorsement, or approval of any third-party websites or their content. Any use, review, retransmission, distribution, or reproduction of these materials, in whole or in part, is strictly prohibited in any form without the express written approval of Presto Labs. Presto Research and related logos are trademarks of Presto Labs, or its affiliates.*