

Daily Market Brief

Dec 18, 2025 (UTC -02:00)

Min Jung | Research Associate

BTC	\$86,230.16 -1.8%	S&P500	6,721.51 -1.2%	US 10Y	4.1420% -0.0070PPT	WTI	\$56.73 +2.9%
ETH	\$2,833.42 -4.4%	Nasdaq	22,693.32 -1.8%	DXY	98.38 +0.2%	Gold	\$4,370.80 +0.9%

- The market showed choppy price action during U.S. trading hours. As of now, \$BTC is trading at \$86,230 and \$ETH is trading at \$2,833. Bitcoin dominance stands at 59.73%.
- Coinbase is accelerating its shift into an “everything exchange,” expanding beyond crypto to offer commission-free stock trading, prediction markets, Solana DEX trading via Jupiter, simplified futures, custom stablecoins, and payments infrastructure within a single app. The move positions Coinbase to compete directly with fintech platforms and onchain protocols.
- A few other headlines include: Binance is exploring options to relaunch its U.S. subsidiary, Binance.US; Tether announced the launch of PearPass; and the Hyperliquid Foundation proposed a validator vote to formally recognize assistance fund HYPE as burned.
- During the last 24 hours, the top three gainers were \$BEAT, \$TOMI, and \$CC, while the top three losers were \$LEO, \$ULTIMA, and \$FARTCOIN.

Coinbase Accelerates Push Toward an “Everything Exchange”

Coinbase is expanding well beyond spot crypto trading, rolling out commission-free stock trading, prediction markets via a Kalshi partnership, Solana DEX access through Jupiter, simplified futures, and longer-term plans for tokenized equities — all within a single app. The strategy positions Coinbase to compete directly with retail trading platforms like Robinhood while also encroaching on onchain protocols by abstracting away complexity for end users. More importantly, the move signals Coinbase’s ambition to become a unified financial super-app spanning crypto, equities, derivatives, and payments, with tokenized stocks and event contracts acting as a bridge between TradFi demand and onchain infrastructure. Over time, this “everything exchange” model could structurally diversify Coinbase’s revenue base away from pure trading fees while consolidating user liquidity and attention inside a single regulated platform, reinforcing Coinbase’s role as the default gateway into tokenized financial markets.

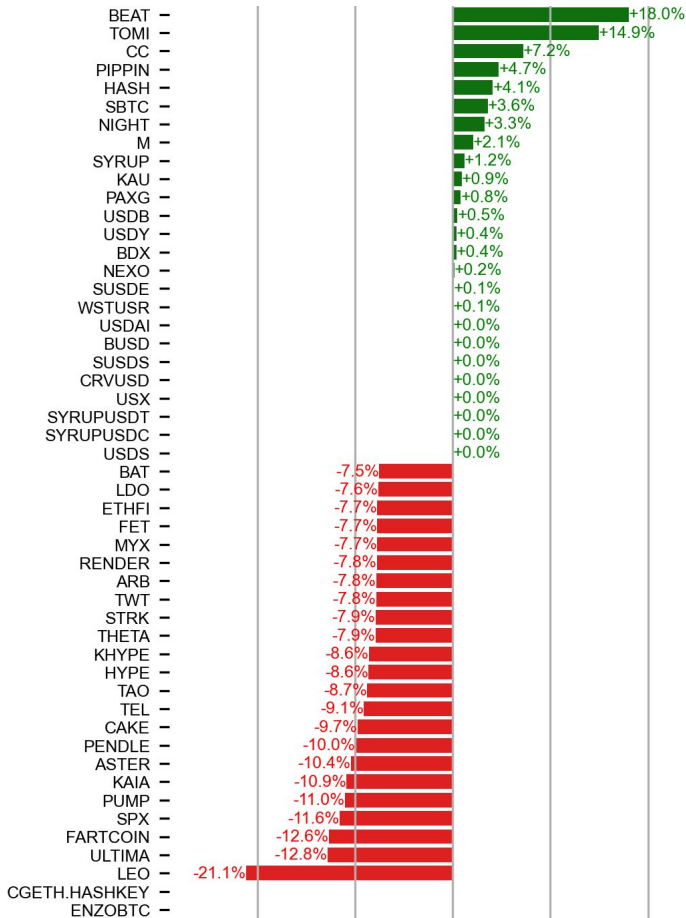


Source: Coinbase

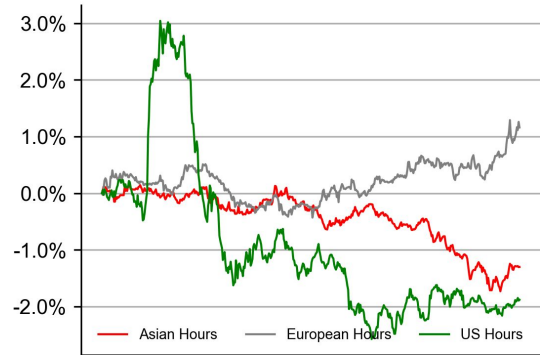
PRICE ACTIONS

24H Price Change (Top/Bottom 25 from Top 200)

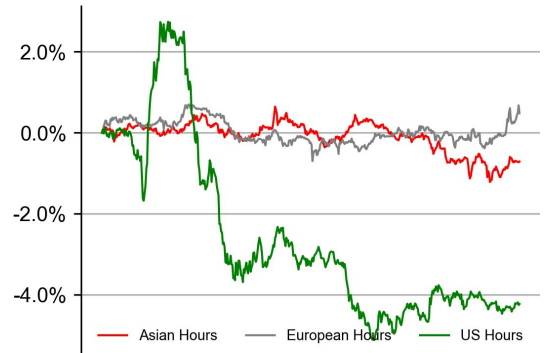
Time Zone Analysis



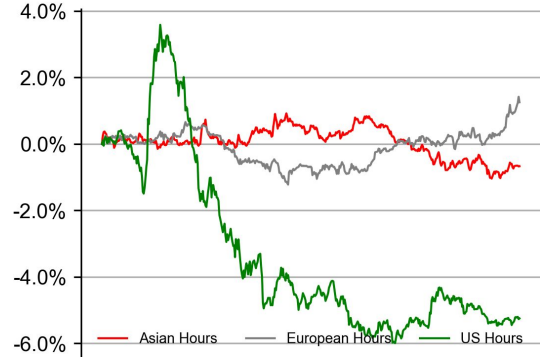
BTC



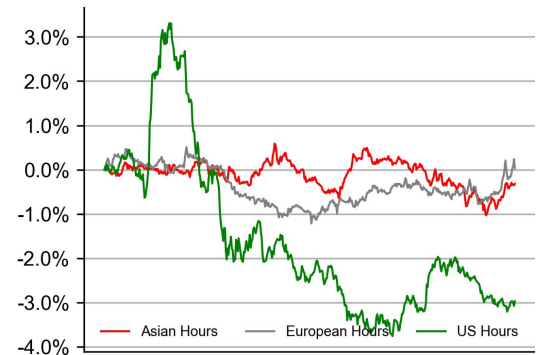
ETH



SOL

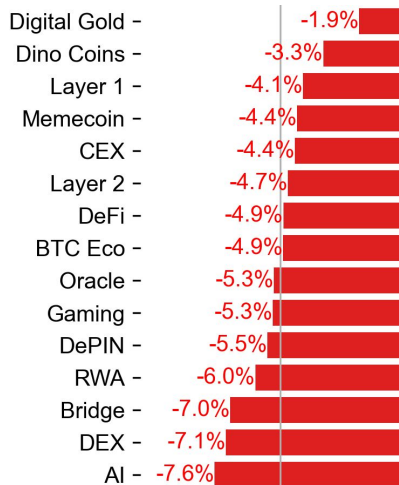
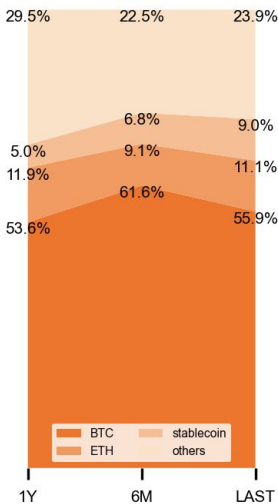


XRP



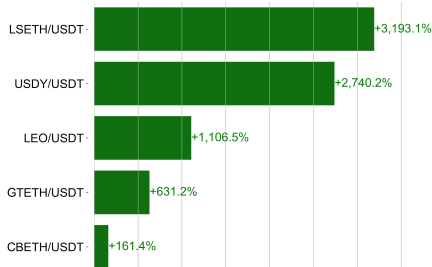
Dominance Ratio

Sector Performance



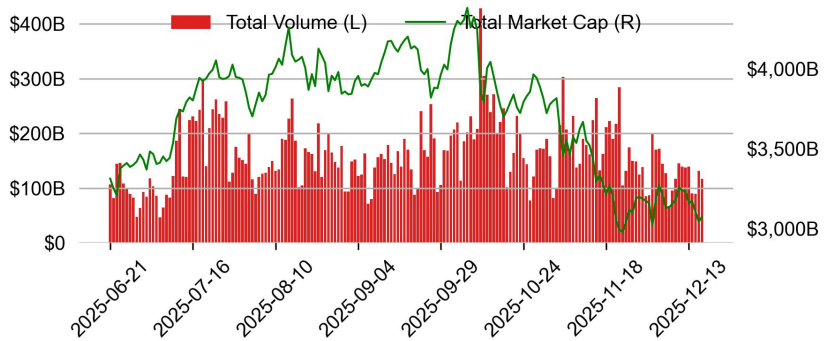
TRADING VOLUME

24H Vol % Chg*

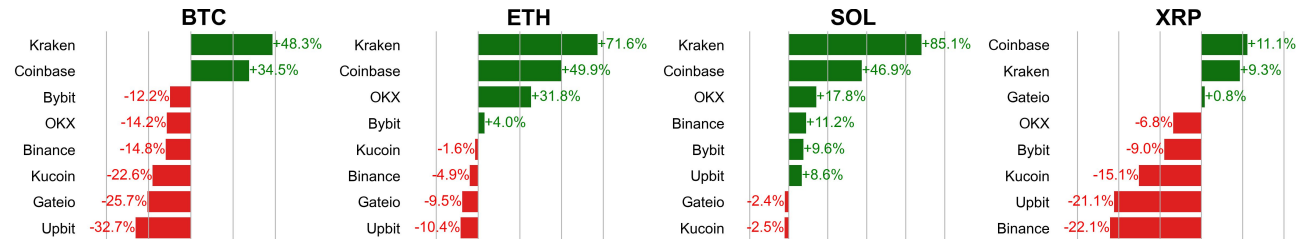


* 5 largest 24H vol. change from the universe of top 50 assets by market cap

Spot Volume



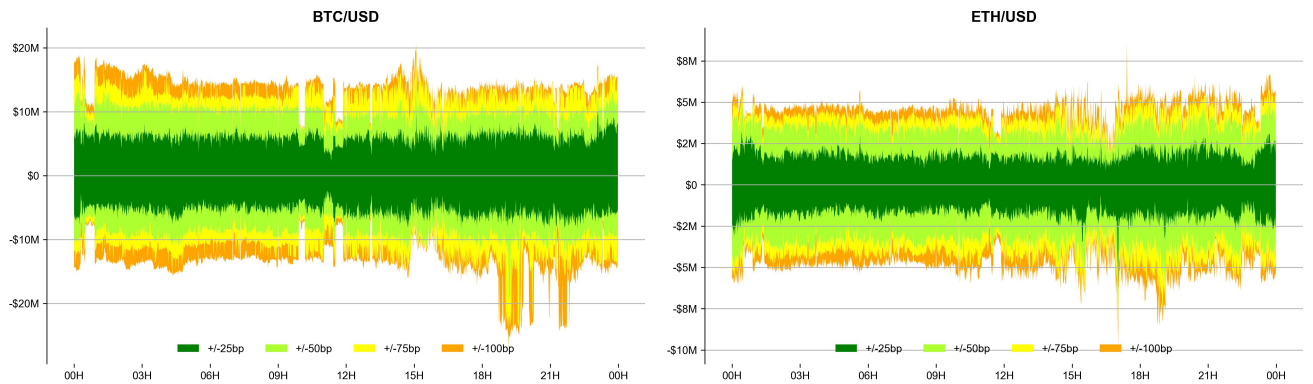
Spot Volume Leaders (% chg vs ave)*



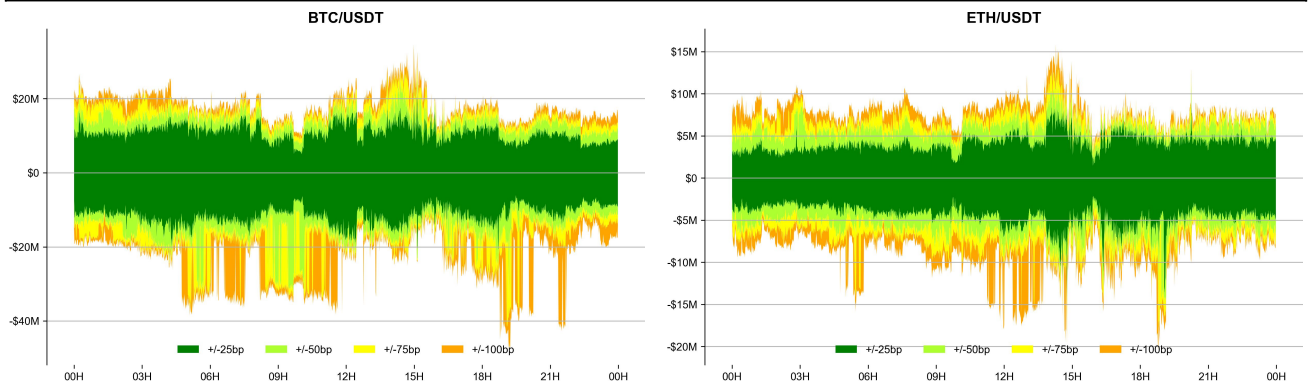
* ranked by the % difference between the 24H volume vs. the 30-day average

ORDER BOOK DEPTH (within 1% best bid/ask)

Coinbase



Binance



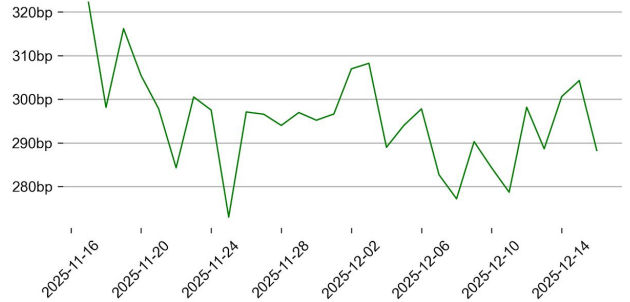
DERIVATIVES

Open Interest / Market Cap

BTC

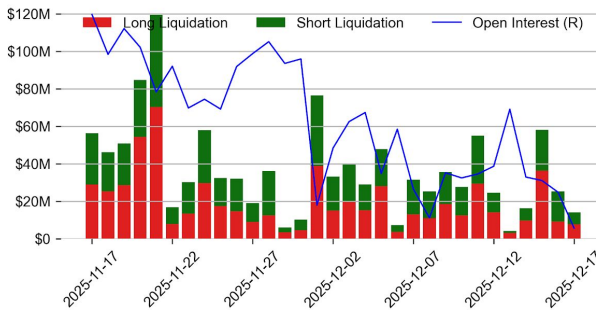


ETH

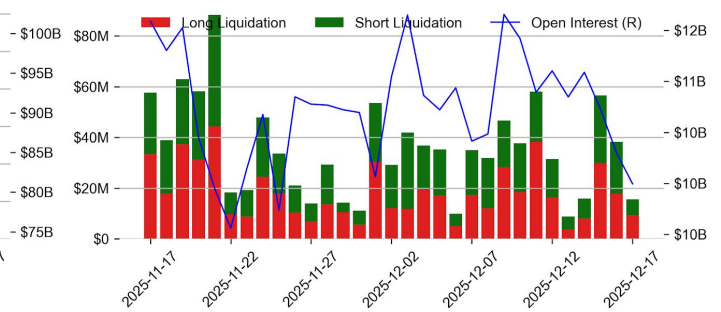


Futures O.I. & Liquidations

BTC

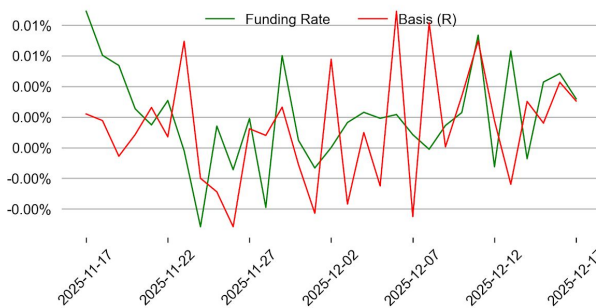


ETH

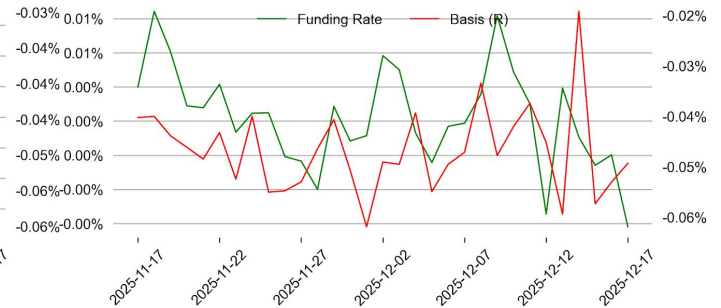


Perps Funding Rate & Rolling Basis

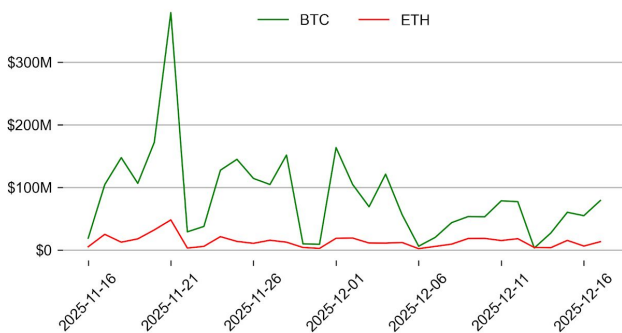
BTC



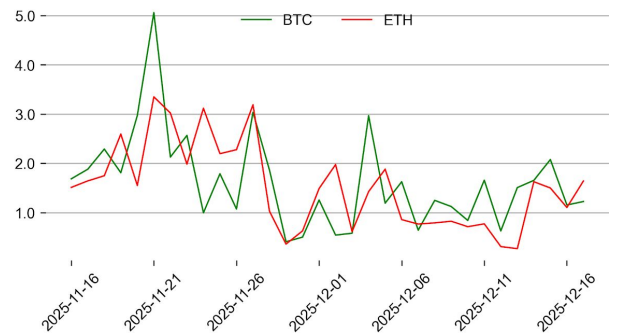
ETH



Option Volume



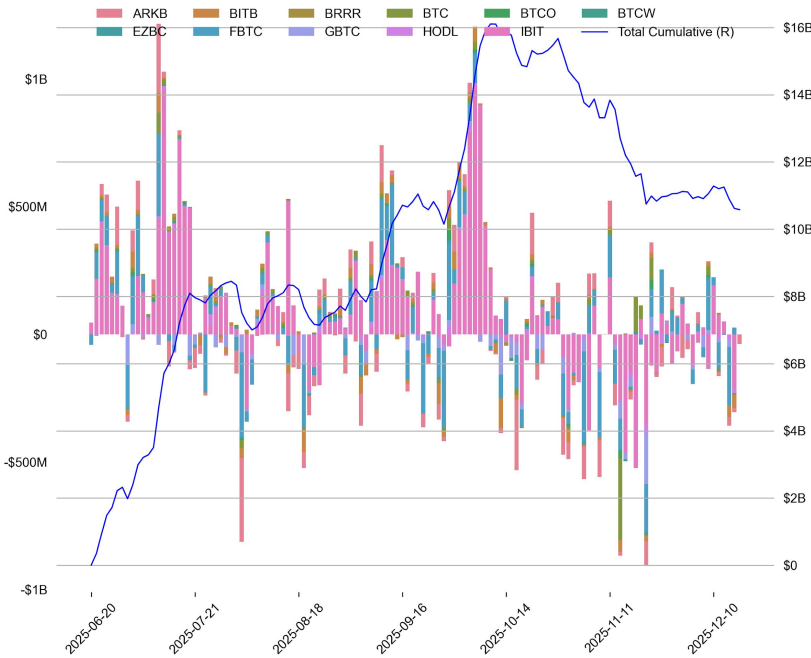
Put Call Ratio



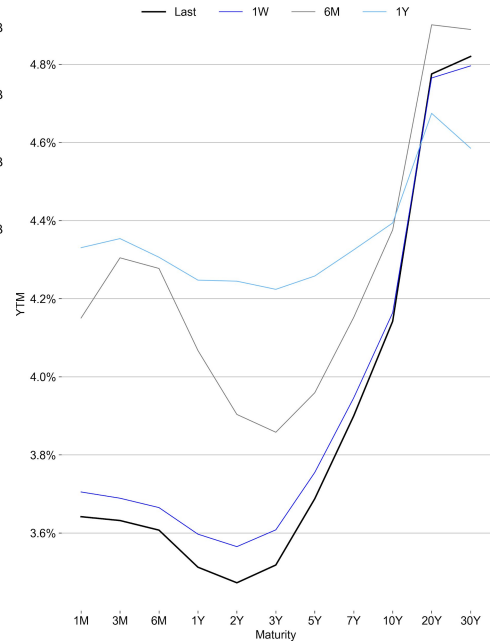
TRADFI

	Stocks					FX				Commodity		Crypto Equity			
	S&P500	Nasdaq	EuroStoxx50	HSI	CSI300	USD/EUR	USD/JPY	USD/CNY	DXY	WTI	Gold	COIN	MSTR	MARA	RIOT
Last	6721.51	22693.32	5684.75	25468.78	4579.88	0.8516	155.49	7.0438	98.38	56.73	4370.80	244.19	160.38	9.93	12.95
1D	-1.2%	-1.8%	-0.6%	0.9%	1.8%	0.0%	0.5%	0.0%	0.2%	2.9%	0.9%	-3.3%	-4.3%	-7.1%	-3.9%
1M	0.7%	-0.1%	0.8%	-3.5%	-0.4%	-1.3%	0.1%	-0.9%	-1.2%	-5.3%	6.4%	-7.5%	-17.9%	-13.7%	-6.7%
1Y	11.1%	12.9%	15.0%	29.3%	16.8%	-10.6%	1.3%	-3.3%	-8.0%	-19.0%	64.2%	-21.6%	-58.5%	-59.6%	-7.3%

BTC Spot ETF Flow

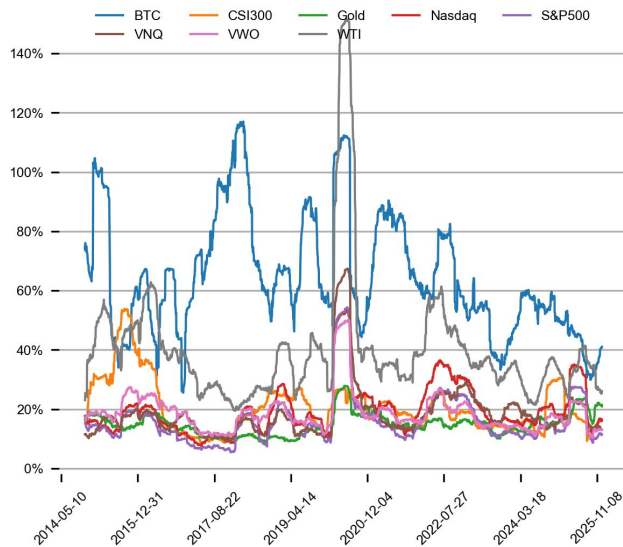


US Treasury Yield Curve

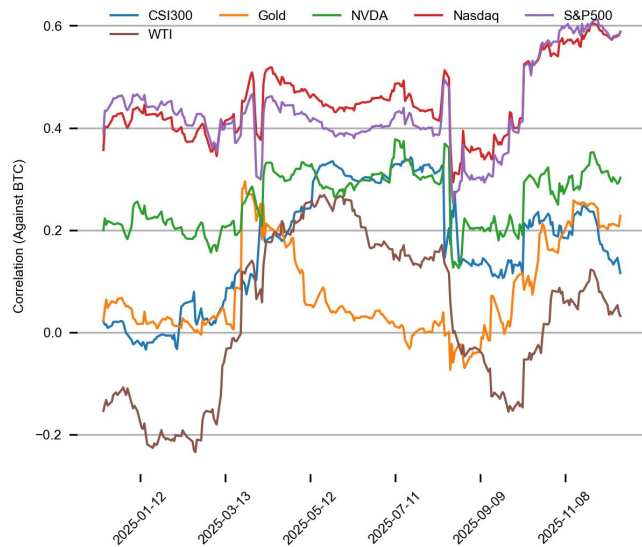


CROSS ASSET METRICS

Volatility



Correlation



STABLECOIN

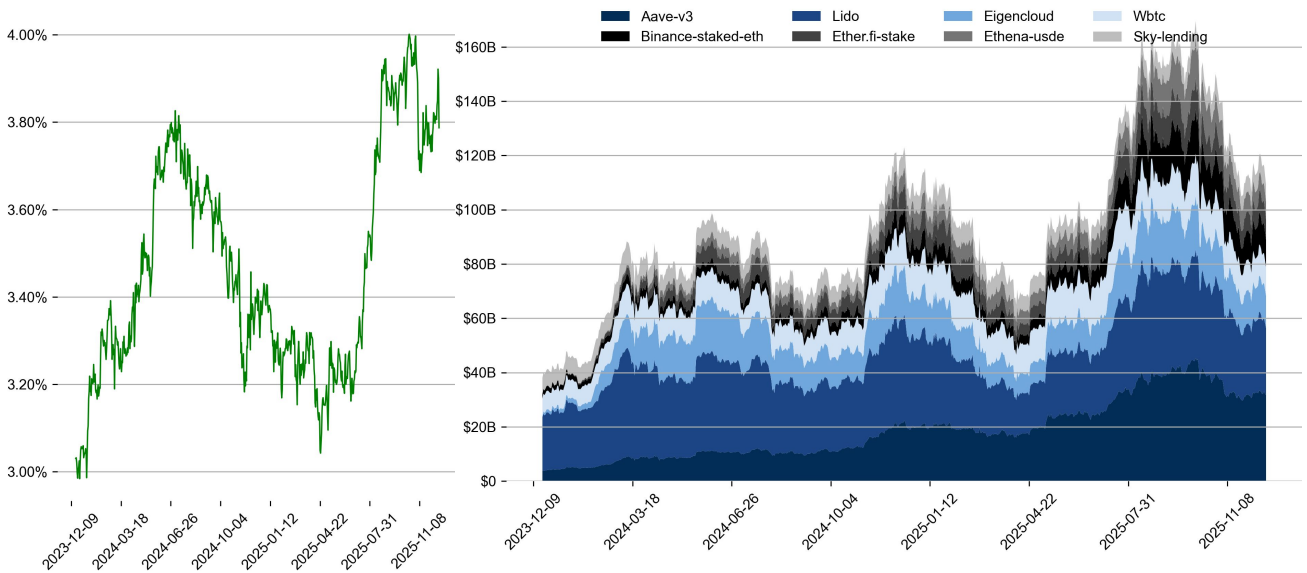
Supply Change

USDT Prem/Disc

ONCHAIN MOVES

TVL/Crypto MC

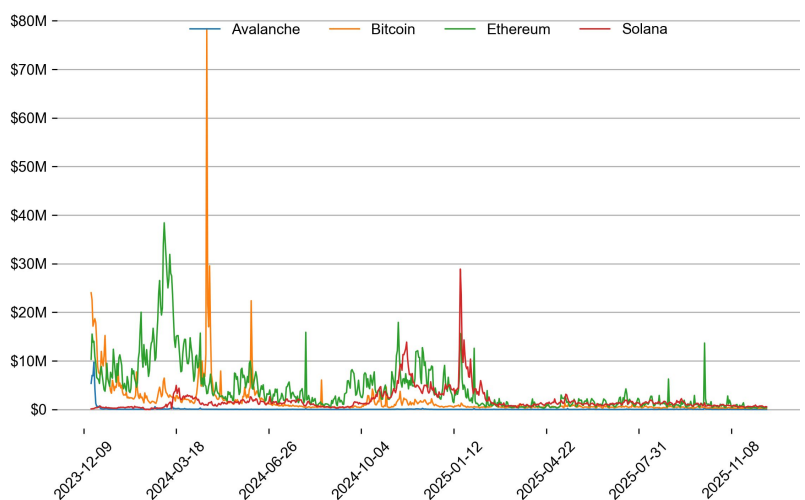
Top TVL by Protocol



Top TVL Gainers*

Daily Network Fees

#	Name	7D Change
1	Concrete	+442.2%
2	USDD	+192.3%
3	Yield Basis	+34.6%
4	Figure Markets Exchange	+22.6%
5	Resolv	+21.3%



* 5 largest 7 day TVL change in % terms from the universe of minimum \$100m TVL protocols, according to DefiLlama.

EVENTS CALENDAR

Date	Title	Coins / Hosts
Dec 1, 2025	End of QT	
Dec 1, 2025	23M Unlock	\$EIGEN
Dec 2, 2025	ICO	\$AZTEC
Dec 3, 2025	Fusaka Mainnet Upgrade	\$ETH
Dec 5, 2025	US PCE	
Dec 9, 2025	\$3.27M Unlock	\$BB
Dec 10, 2025	US FOMC	
Dec 10, 2025	Buyback Start	\$ASTER
Dec 10, 2025	\$13.73 Unlock	\$LINEA
Dec 11, 2025	Breakpoint	
Dec 11, 2025	\$3.05M Unlock	\$IO
Dec 11, 2025	Linear Unlock Start	\$ATH, \$ME
Dec 11, 2025	Do Kwon Sentenced	\$LUNA
Dec 12, 2025	Vaneck & Grayscale ETF Decision	\$AVAX
Dec 15, 2025	SEC Crypto Task Force Roundtable	
Dec 15, 2025	\$16.78M Unlock	\$STRK
Dec 15, 2025	\$7.79M Unlock	\$VANA
Dec 17, 2025	Base Announcement	
Dec 17, 2025	\$6.58M Unlock	\$ZK
Dec 17, 2025	Linear Unlock Start	\$PENGU
Dec 18, 2025	\$3.36M Unlock	\$MELANIA
Dec 19, 2025	BOJ Decision	
Dec 25, 2025	\$3.27M Unlock	\$ALT
Dec 25, 2025	\$18.69M Unlock	\$XPL
Dec 29, 2025	\$1.49M Unlock	\$TREE
Dec 30, 2025	\$8.65M Unlock	\$ZORA

DATA EXPLAINER

Headers	Source	Note
PRICE ACTIONS TRADING VOLUME ORDER BOOK DEPTH DERIVATIVES	Presto Labs	<p>Time Zone Analysis separates out the asset's price action according to the business hours in Asia, Europe and US region. This is to identify which geography is responsible for price actions of the last 24hrs. The cut-offs are,</p> <ul style="list-style-type: none"> - Asia: UTC 22:00 -1 to UTC 6:00 - Europe: UTC 6:00 to 14:00 - US: UTC 14:00 to 22:00 <p>Sector constituents are, AI(FET, AGIX, OCEAN), BTC Eco(BCH, BSV, ICP, STX, ORDI), CEX(BNB, CRO, OKB, KCS, BGB), Data(LINK, GRT), DePIN(ICP, FIL, AR, HNT, SIA), DEX(UNI, INJ, RUNE, SNX, DYDX, OSMO, CRV, CAKE, GMX), Digital Gold(BTC), Gaming/Metaverse(IMX, BEAM, SAND, GALA, AXS, WEMIX, RON), LO(AVAX, DOT, TIA), L2(MATIC, OP, MNT, ARB, STRK), Lending(MKR, AAVE, COMP), Liquid Staking(LDO, RPL, JTO), Meme(DOGE, SHIB, FLOKI), NFT(APE, BLUR), Payments(XRP, LTC, XLM, XMR, ZEC), RWA(ONDO, CFG), Smart Contract(ETH, BNB, SOL, ADA, TRX, TON, APT, NEAR, HBAR, VET, ALGO, FTM, SUI, FLOW, MINA). The sector return is market-cap weighted average of the constituents' returns.</p> <p>Exchanges: 24H spot price & volume % changes and dominance ratios are from CoinGecko. Time Zone Analysis is based on data from Binance. Spot volume leaders are based on data from Binance Bybit, Coinbase, Kraken, OKX, KuCoin, HTX, Upbit, Gate.io. Futures data are from Binance OKX, Bybit, KuCoin. Options data are from Deribit.</p>
TRADFI	Investing.com Farside Investors	BTC Spot ETF Flows are based on data shown on farside.co.uk at UTC 03:00. Due to varying data reporting schedules among ETF sponsors, the figures may not encompass data from all 10 ETFs.
STABLECOIN ONCHAIN MOVES	DefiLlama	<p>Stablecoin Supply is a proxy for fiat on/off ramp from TradFi into crypto.</p> <p>USDT Prem/Disc reflects the USDT supply/demand imbalance, approximating the market's risk aversion towards USDT specifically, and/or the crypto market more broadly. The data is from Coinbase.</p> <p>TVL/ Crypto MC Ratio = Total Value Locked / Crypto Market Cap. The ratio neutralizes the TVL changes caused by asset price fluctuations.</p>
EVENTS CALENDAR	CoinMarketCap Investing.com	Events Calendar provides a summary of major events happening throughout the month.

* The Daily Market Brief is published every business day, following the Singapore calendar, excluding public holidays

About Presto

Presto is an algorithmic trading firm where researchers and engineers solve challenging problems in global financial markets. Our core strength lies in combining engineering, mathematics, and science to navigate both digital asset and traditional finance markets with precision. Presto Research, our research unit, provides expert-driven insights to help navigate these markets effectively.

Find out more at <https://www.prestolabs.io>.

Follow Presto for more content: [X](#), [LinkedIn](#)

Follow Presto Research for latest research : [X](#), [Telegram](#)

Authors

Min Jung, Research Associate [X](#), [Telegram](#), [LinkedIn](#)

Required Disclosures

Any expression of opinion (which may be subject to change without notice) is personal to the author and the author makes no guarantee of any sort regarding accuracy or completeness of any information or analysis supplied. The views and opinions expressed herein are those of the author(s) and do not necessarily reflect the views of Presto or its affiliates. This material by itself, is not and should not be construed as an offer or a solicitation to deal in any investment product or to enter into any legal relations. This material is for informational purposes only and is only intended for sophisticated investors, and is not intended to provide accounting, legal, or tax advice, or investment recommendations, or an official statement of Presto or its affiliates. Presto, its affiliates and its employees make no representation and assume no liability to the accuracy or completeness of the information provided. Presto, its affiliates and its employees also do not warrant that such information and publications are accurate, up to date or applicable to the circumstances of any particular case. Certain statements in this document provide predictions and there is no guarantee that such predictions are currently accurate or will ultimately be realized. Prior results that are presented here are not guaranteed and prior results do not guarantee future performance. Recipients should consult their advisors before making any investment decision. Presto or its affiliates may have financial interests in, or relationships with, some of the assets, entities and/or publications discussed or otherwise referenced in the materials. Certain links that may be provided in the materials are provided for convenience and do not imply Presto's endorsement, or approval of any third-party websites or their content. Any use, review, retransmission, distribution, or reproduction of these materials, in whole or in part, is strictly prohibited in any form without the express written approval of Presto. Presto Research and related logos are trademarks of Presto, or its affiliates.