

April 30, 2024 (UTC -02:00)

Preview into HK BTC & ETH ETF

BTC	\$63,860.05 +1.2%	S&P500	5,116.17 +0.3%	US 10Y	4.6136% -0.0324PPT	WTI	\$82.59 -0.8%
ETH	\$3,216.29 -1.4%	Nasdaq	15,983.08 +0.3%	DXY	105.68 -0.3%	Gold	\$2,344.40 -0.1%

- \$BTC rallied during the late US hours and is currently trading at \$63,860 as the Hong Kong spot Bitcoin ETF is set to commence today. The three asset managers involved are China Asset Management, Harvest Global Investments, and Boser. For more details on this development, please refer to our research desk's coverage available [here](#).
- Still, attention remains on US spot Bitcoin ETF data as investors have observed three continuous outflows since last Wednesday. \$BIT is recording no inflows, and investors are keeping an eye on whether this trend will continue.
- Some notable crypto headlines include confirmed airdrop details of the Eigen layer, which is currently trading at a 16 billion FDV on AEVO, news about Australia's spot Bitcoin ETF, and a few listings including \$MSN on OKX, \$WIF on Bybit, and \$KMNO on Bybit.
- In the last 24 hours, the top three gainers were \$WIF, \$AVAX, and \$XT, while the top three losers were \$MKR, \$OP, and \$TAO.

### Preview into HK BTC & ETH ETF

Local media [Foresight News](#)' interview with ChinaAMC and OSL reveals rare insights into the HK's spot BTC & ETH ETFs ahead of its listing today. ChinaAMC is one of the three approved sponsors and OSL is one of the two approved crypto trading venues. The highlights: ChinaAMC expects 1) \$125mn initial issuance, 2) the demand to come from miners, Asia-based investors (HK, Spore, Middle East), and US investors seeking overnight liquidity (a point we highlighted earlier [here](#)), 3) their ETFs to have 3 counters (HKD/USD/CNY) and listed/unlisted share class.

The most critical detail however is that OSL said "pay attention to...corresponding regulatory adjustments or the introduction of a specific regulatory framework in the future(特定的监管框架出台)." This implies, although these ETFs are not eligible for the Stock Connect currently, this could

change in future. This is interesting as the interview also suggests that the mainland's CSRC(China Securities Regulatory Commission) is in the driving seat in this whole crypto ETF initiative. More details to come at 9:30am HKT.

† 香港虚拟资产 ETF 上市前夜，速览华夏基金简报会关键信息



内地投资者能否参与投资？还会有其虚拟资产现货 ETF 发行吗？

整理: angellu, Foresight News

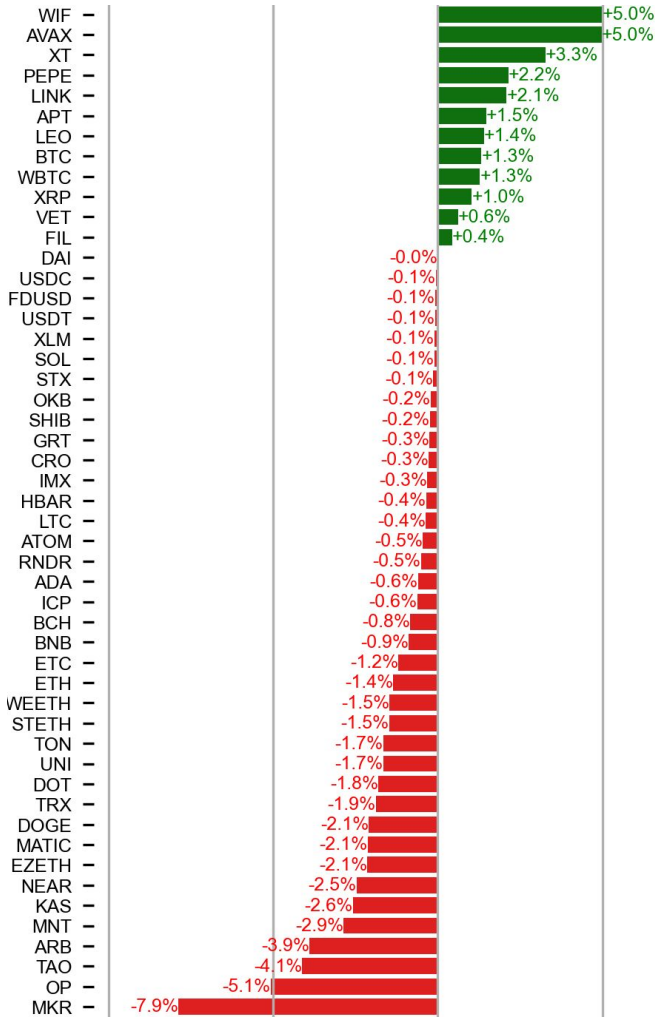
华夏基金（香港）有限公司（「华夏基金（香港）」）今日举办了「亚洲首发 - 现货华夏比特币 ETF 及现货华夏以太币 ETF」之新闻简报会，Foresight News 到场参会，并对简报会上的问题和回答进行摘录和梳理，现汇编成快问快答形式，在香港虚拟资产 ETF 上市前夜，供用户参考。



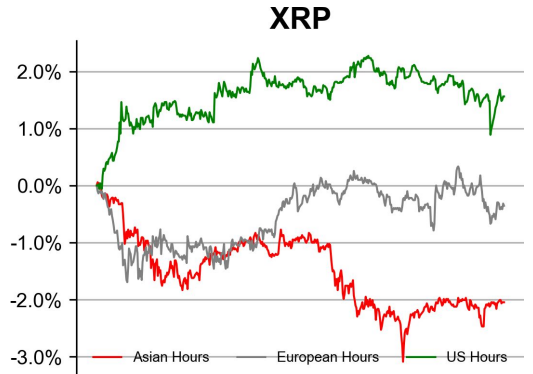
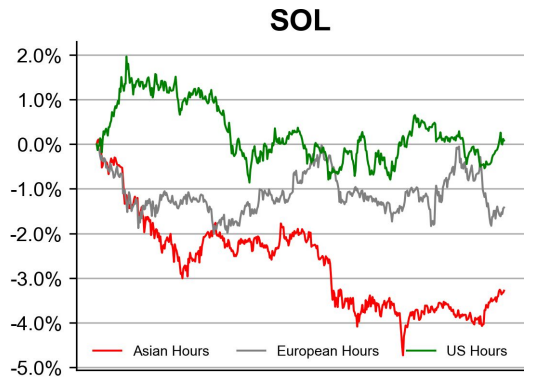
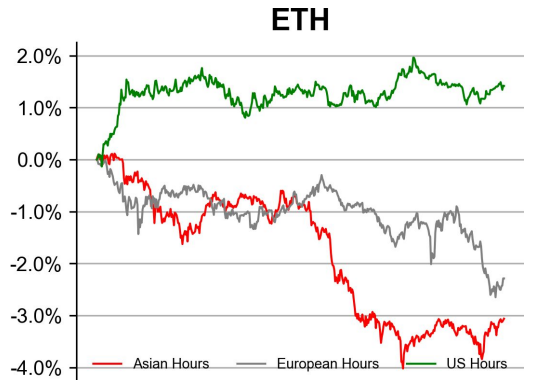
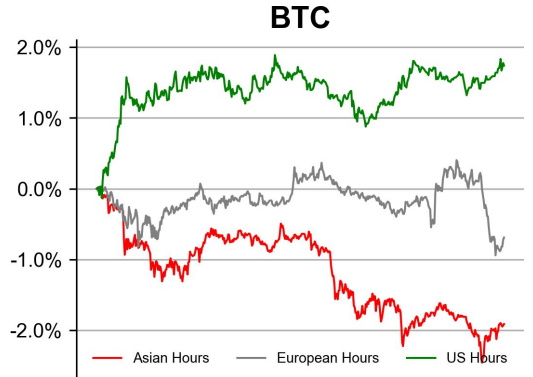
Source: Foresight News

# PRICE ACTIONS

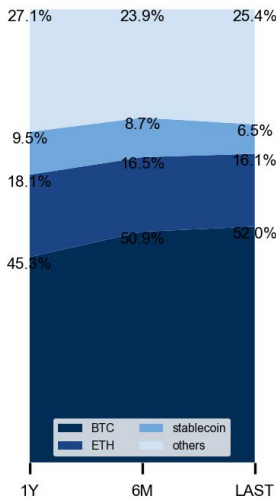
## 24H Price Change (top 50)



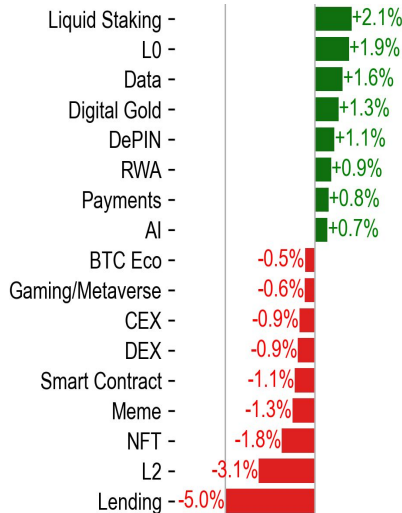
## Time Zone Analysis



## Dominance Ratio



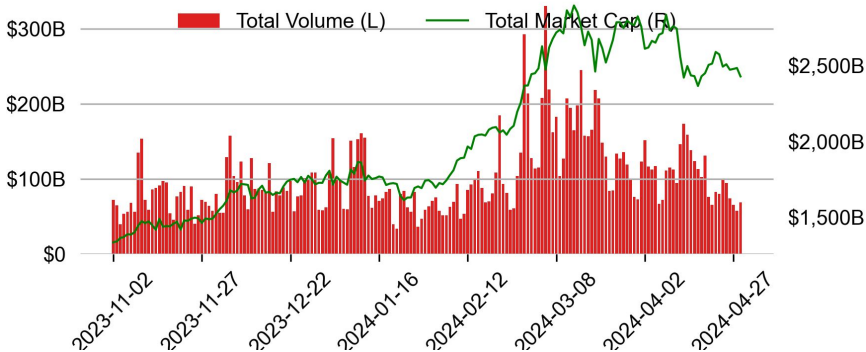
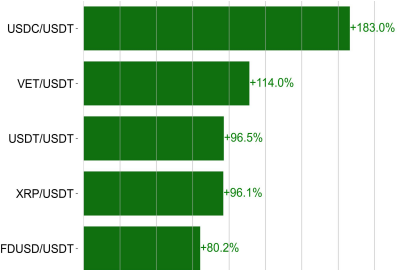
## Sector Performance



# TRADING VOLUME

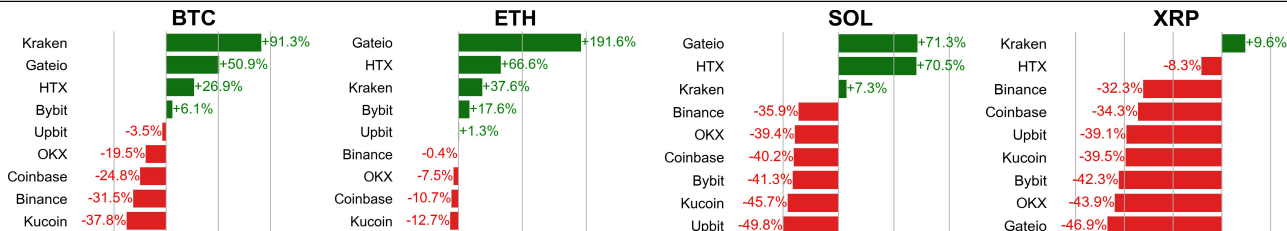
## 24H Vol % Chg\*

## Spot Volume



\* 5 largest 24H vol. change from the universe of top 50 assets by market cap

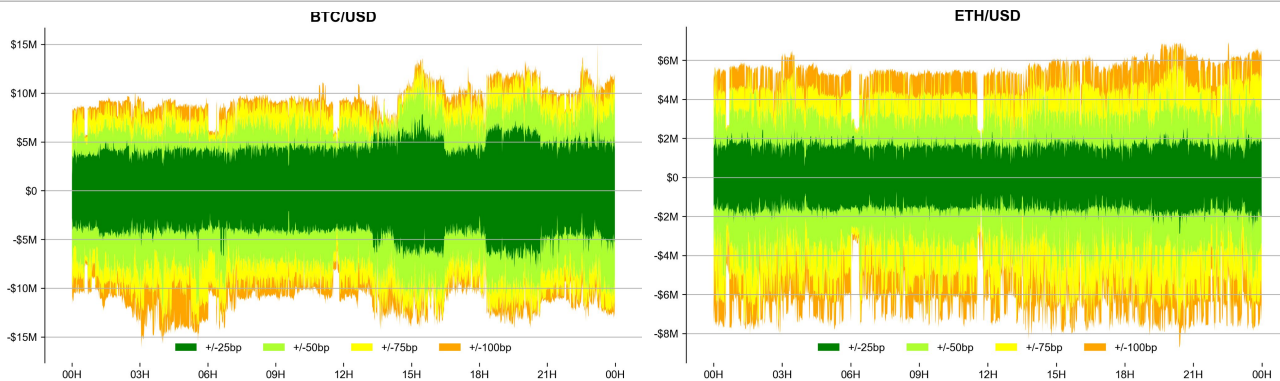
## Spot Volume Leaders (% chg vs ave)\*



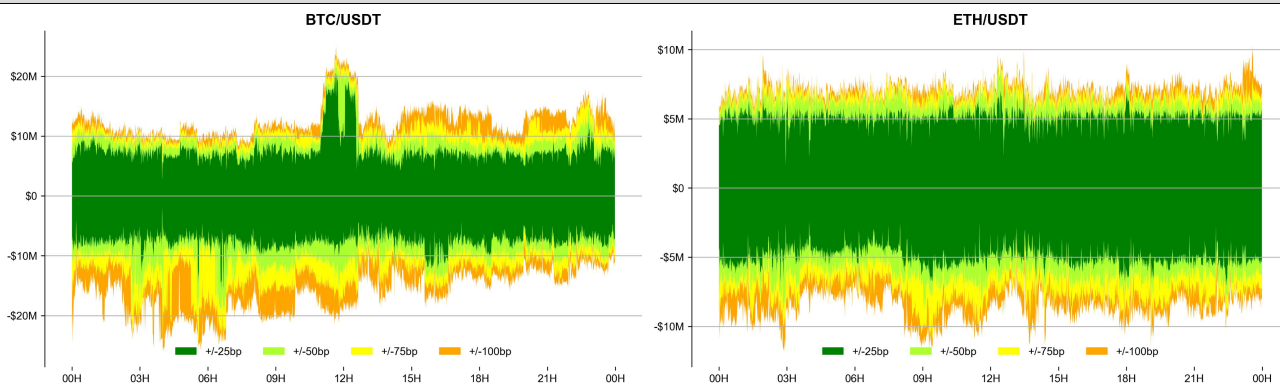
\* Ranked by the % difference between the 24H volume vs. the 30-day average

## ORDER BOOK DEPTH (within 1% best bid/ask)

### Coinbase

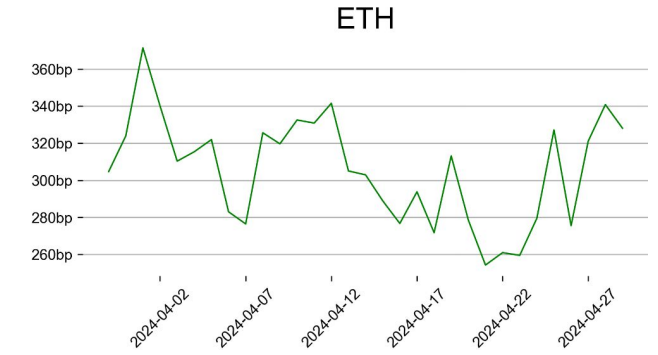
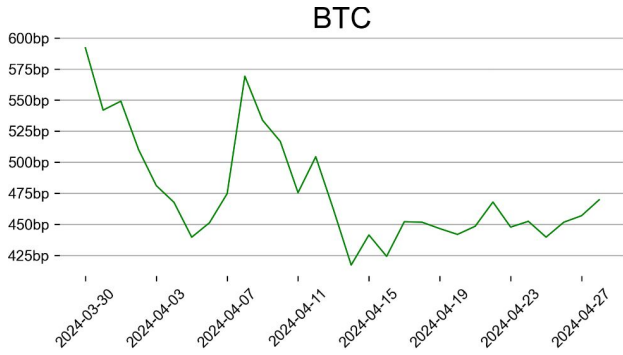


### Binance

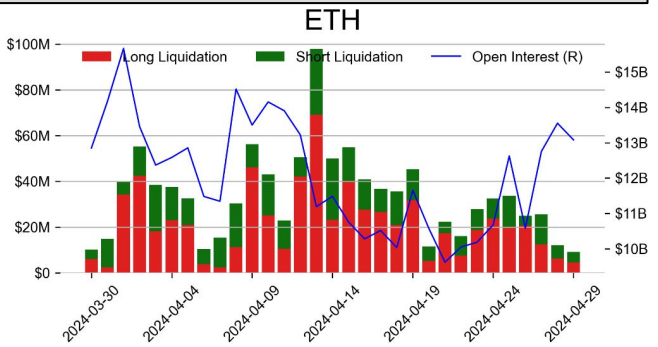
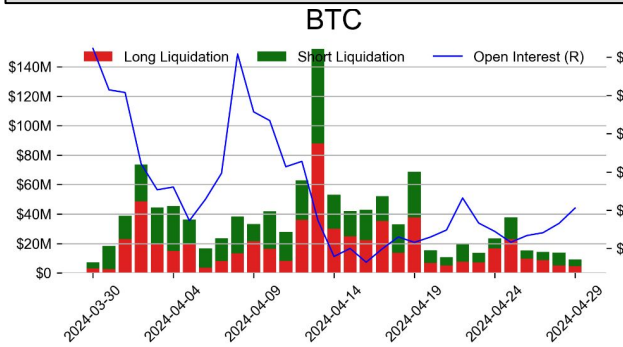


# DERIVATIVES

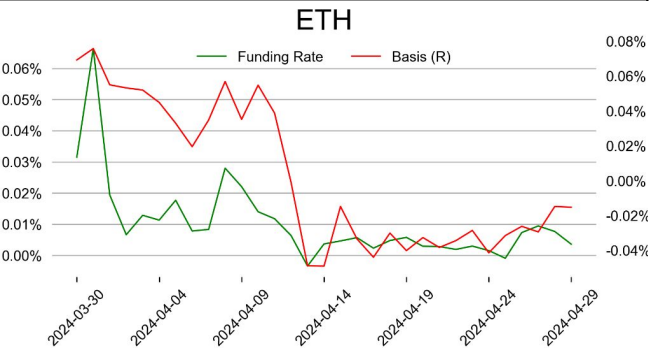
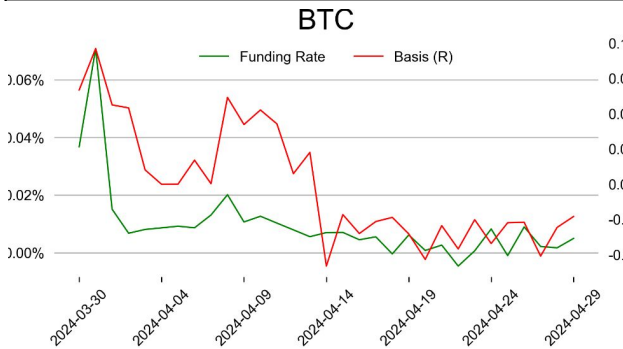
## OI/ MC & Leverage Ratios



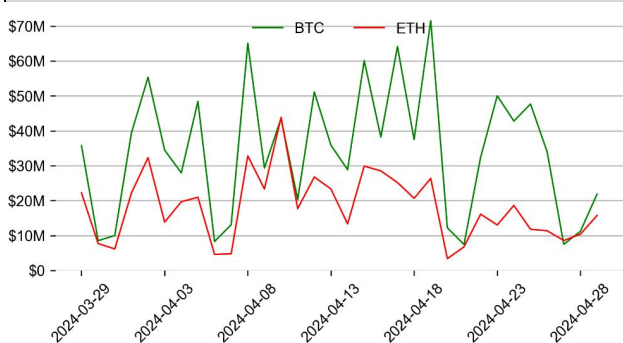
## Futures O.I. & Liquidations



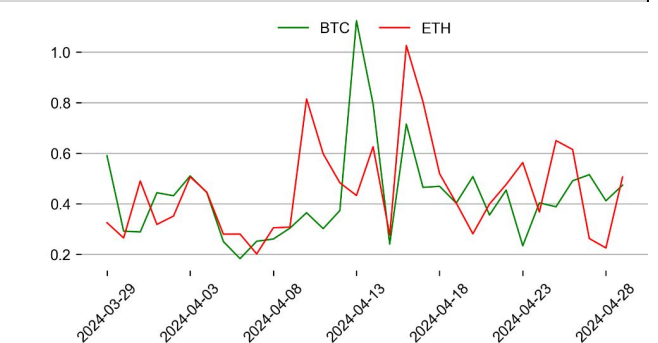
## Perps Funding Rate & Rolling Basis



## Option Volume



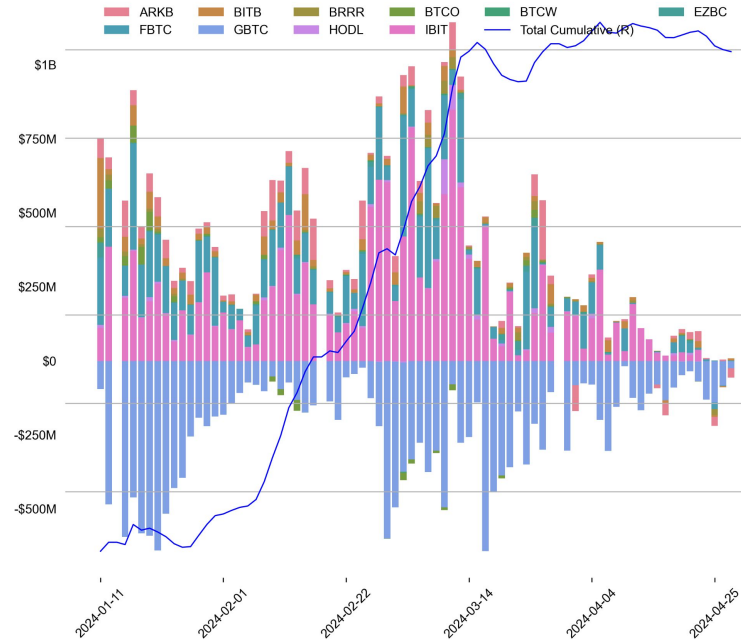
## Put Call Ratio



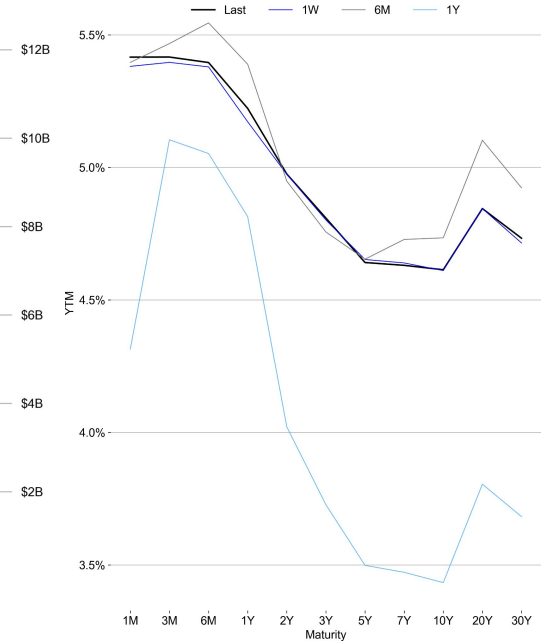
# TRADFI

	Stocks					FX				Commodity		Crypto Equity			
	S&P500	Nasdaq	EuroStoxx50	HSI	CSI300	USD/EUR	USD/JPY	USD/CNY	DXY	WTI	Gold	COIN	MSTR	MARA	RIOT
Last	5116.17	15983.08	4982.95	17746.91	3624.28	0.9333	156.34	7.2322	105.68	82.59	2344.40	218.16	1292.94	18.03	11.08
1D	0.3%	0.3%	-0.5%	0.5%	1.1%	-0.1%	-1.2%	-0.2%	-0.3%	-0.8%	-0.1%	-7.7%	0.8%	-7.2%	-7.1%
1M	-2.6%	-2.4%	-2.0%	7.3%	2.5%	0.7%	3.3%	0.2%	1.1%	-0.7%	4.0%	-17.7%	-24.1%	-20.2%	-9.5%
1Y	22.7%	30.7%	14.3%	-10.8%	-10.0%	2.9%	14.7%	4.6%	4.0%	7.6%	17.3%	305.6%	293.7%	79.0%	-7.4%

## BTC Spot ETF Flow

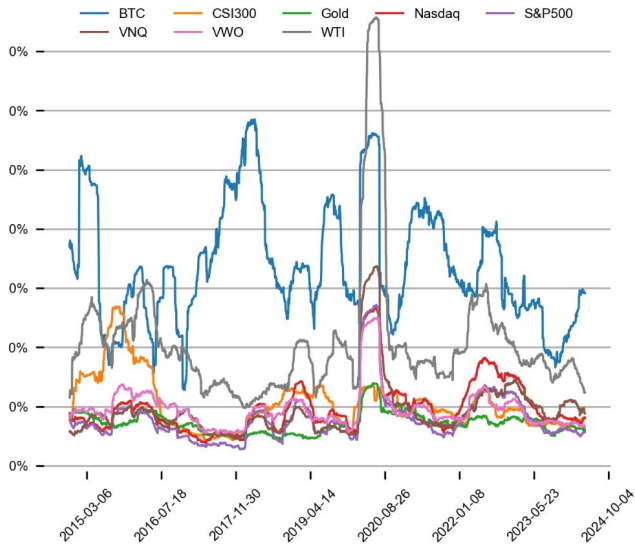


## US Treasury Yield Curve

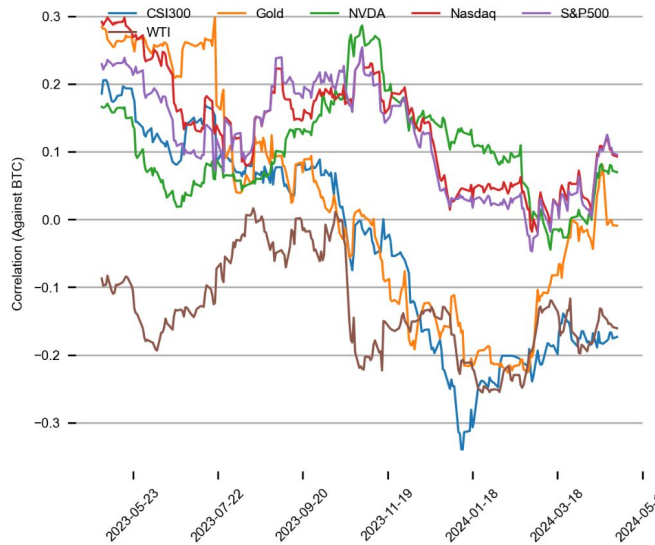


## CROSS ASSET METRICS

### Volatility



### Correlation

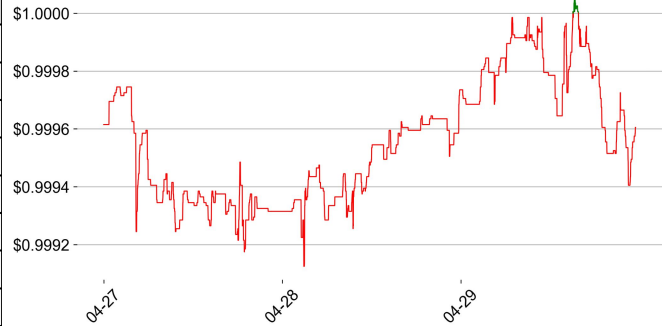


## STABLECOIN

### Supply Change

	Market Cap (\$mn)	Share	7D Change
USDT_Trone	55,014	34.6%	+0.1%
USDT_Ethereum	44,604	28.1%	+0.2%
USDT_Omni	136	0.1%	0.0%
USDC	32,787	20.6%	+5.8%
DAI	5,215	3.3%	+2.2%
FDUSD	4,038	2.5%	+25.8%
Others	17,177	10.8%	+3.3%
Total	158,972	100.0%	+2.2%

### USDT Prem/Disc

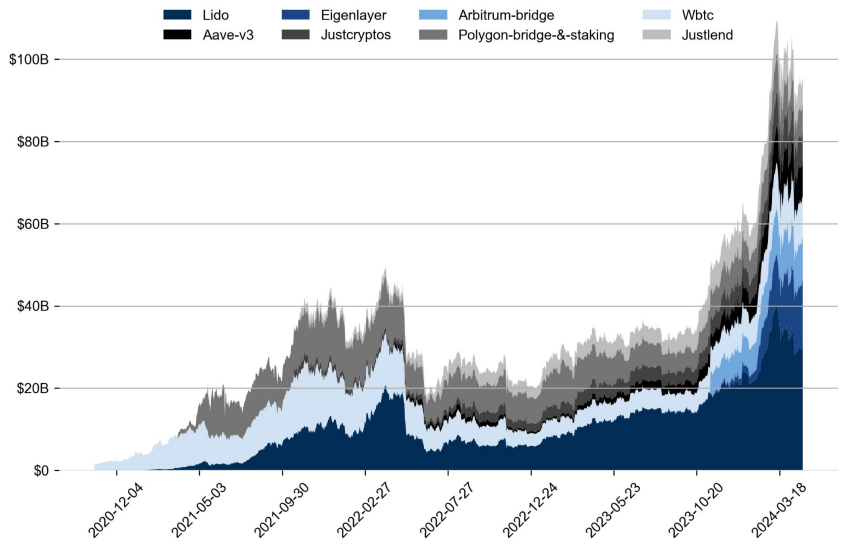


## ONCHAIN MOVES

### TVL/Crypto MC



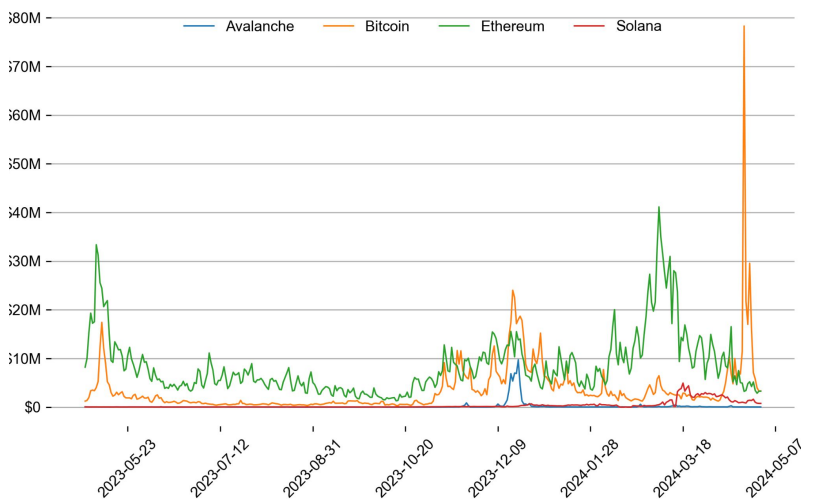
### Top TVL by Protocol



### Top TVL Gainers\*

#	Name	7D Change
1	iZiSwap	+94.0%
2	Fluid	+37.8%
3	Zircuit Staking	+36.5%
4	LayerBank	+36.2%
5	Tranchess Yield	+32.9%

### Daily Network Fees



\* 5 largest 7 day TVL change in % terms from the universe of minimum \$100m TVL protocols, according to DefiLlama.

## EVENTS CALENDAR

### Upcoming Token Unlocks (next 7 days)

Asset	Type	Entity	Unlock Date (UTC)	Unlock Units	Unlock Value	% of Avg Trading Vol	Supply Locked
OP	Allocation	Core Contributors	4/30/24	13.1M	\$32.6M	11.9%	75.7%
OP	Investment	Private Investors	4/30/24	13.6M	\$33.8M	12.3%	75.7%
DYDX	Allocation	Future Employees	5/1/24	4.7M	\$9.9M	20.1%	72.2%
DYDX	Investment	Investors	5/1/24	18.5M	\$39.3M	79.8%	72.2%
DYDX	Allocation	Founders, Employees	5/1/24	10.2M	\$21.6M	43.9%	72.2%
XRP	Allocation	Ripple Company Escrow	5/1/24	458.3M	\$236.1M	13.9%	44.8%
BICO	Emissions	Community Rewards	5/1/24	7.5M	\$3.5M	9.3%	27.7%
BICO	Allocation	Team & Advisors	5/1/24	9.2M	\$4.2M	11.4%	27.7%
GAL	Allocation	Foundation	5/2/24	1.3M	\$4.5M	14.2%	47.4%
GAL	Allocation	Marketing	5/2/24	1.9M	\$6.6M	20.8%	47.4%
GAL	Allocation	Advisors & Partners	5/2/24	843.5K	\$3.0M	9.5%	47.4%
SUI	Allocation	Early Contributors	5/3/24	109M	\$129.9M	44.2%	87.0%
SUI	Investment	Series B	5/3/24	200M	\$238.4M	81.0%	87.0%
SUI	Investment	Series A	5/3/24	266.7M	\$317.8M	108.0%	87.0%
SUI	Allocation	Community Access	5/3/24	33.3M	\$39.7M	13.5%	87.0%
APT	Emissions	Staking Rewards	5/4/24	6.2M	\$56.0M	22.7%	61.0%
GAL	Investment	Growth Backer Round	5/5/24	1.6M	\$5.8M	18.5%	47.4%
GAL	Investment	Growth Backer Round	5/5/24	1.6M	\$5.5M	17.6%	47.4%
AXL	Allocation	Team	5/6/24	3.5M	\$3.9M	12.0%	44.0%
DYM	Allocation	Ecosystem and R&D	5/6/24	3.7M	\$12.9M	53.2%	85.6%
DYDX	Emissions	User Trading Rewards	5/7/24	2.8M	\$6.0M	12.2%	72.2%

### Other Events (next 7 days)

Date	Title	Coins
Apr 30, 2024	Hong Kong spot Bitcoin ETF	
Apr 30, 2024	\$REZ listing	\$REZ
May 1, 2024	FOMC Statement	
May 3, 2024	Initial Jobless Claims	

## DATA EXPLAINER

Headers	Source	Note
<b>PRICE ACTIONS</b> <b>TRADING VOLUME</b> <b>ORDER BOOK</b> <b>DEPTH</b> <b>DERIVATIVES</b>	Presto Labs	<p><b>Time Zone Analysis</b> separates out the asset's price action according to the business hours in Asia, Europe and US region. This is to identify which geography is responsible for price actions of the last 24hrs. The cut-offs are,</p> <ul style="list-style-type: none"> <li>- Asia: UTC 22:00 -1 to UTC 6:00</li> <li>- Europe: UTC 6:00 to 14:00</li> <li>- US: UTC 14:00 to 22:00</li> </ul> <p><b>Sector</b> constituents are, AI(FET, AGIX, OCEAN), BTC Eco(BCH, BSV, ICP, STX, ORDI), CEX(BNB, CRO, OKB, KCS, BGB), Data(LINK, GRT), DePIN(ICP, FIL, AR, HNT, SIA), DEX(UNI, INJ, RUNE, SNX, DYDX, OSMO, CRV, CAKE, GMX), Digital Gold(BTC), Gaming/Metaverse(IMX, BEAM, SAND, GALA, AXS, WEMIX, RON), L0(AVAX, DOT, TIA), L2(MATIC, OP, MNT, ARB, STRK), Lending(MKR, AAVE, COMP), Liquid Staking(LDO, RPL, JTO), Meme(DOGE, SHIB, FLOKI), NFT(APE, BLUR), Payments(XRP, LTC, XLM, XMR, ZEC), RWA(ONDO, CFG), Smart Contract(ETH, BNB, SOL, ADA, TRX, TON, APT, NEAR, HBAR, VET, ALGO, FTM, SUI, FLOW, MINA). The sector return is market-cap weighted average of the constituents' returns.</p> <p><b>Exchanges:</b> 24H spot price &amp; volume % changes and dominance ratios are from CoinGecko. Time Zone Analysis is based on data from Binance. Spot volume leaders are based on data from Binance Bybit, Coinbase, Kraken, OKX, KuCoin, HTX, Upbit, Gate.io. Futures data are from Binance OKX, Bybit, KuCoin. Options data are from Deribit.</p>
<b>TRADFI</b>	Investing.com Farside Investors	<p><b>BTC Spot ETF Flows</b> are based on data shown on farside.co.uk at UTC 03:00. Due to varying data reporting schedules among ETF sponsors, the figures may not encompass data from all 10 ETFs.</p>
<b>STABLECOIN</b> <b>ONCHAIN MOVES</b>	DefiLlama	<p><b>Stablecoin Supply</b> is a proxy for fiat on/off ramp from TradFi into crypto. <b>USDT Prem/Disc</b> reflects the USDT supply/demand imbalance, approximating the market's risk aversion towards USDT specifically, and/or the crypto market more broadly. The data is from Coinbase.</p> <p><b>TVL/ Crypto MC Ratio</b> = Total Value Locked / Crypto Market Cap. The ratio neutralizes the TVL changes caused by asset price fluctuations.</p>
<b>EVENTS CALENDAR</b>	The Tie LayerGG	<p><b>Token Unlocks</b> shows those whose unlock amount is greater than 6% of the average trading volume from the universe of top 200 crypto assets by market cap.</p> <p><b>Other Events</b> show summary of other major events over the next 30 days.</p>



## About Presto

Presto is a Singapore-based algorithmic trading and financial services firm founded in 2014. Presto focuses on delivering exceptional value for clients through rigorous research-driven approach to investment and trade execution. With more than a 100 million trade executions in a day, Presto is a leading financial services firm in both digital assets and traditional finance markets.

Find out more at <https://www.prestolabs.io>.  
Follow Presto for more content: [X](#), [LinkedIn](#)

## Authors

Peter Chung, Head of Research : [Twitter](#), [Telegram](#), [LinkedIn](#)  
Min Jung, Research Analyst : [Twitter](#), [Telegram](#), [LinkedIn](#)

## Required Disclosures

*Any expression of opinion (which may be subject to change without notice) is personal to the author and the author makes no guarantee of any sort regarding accuracy or completeness of any information or analysis supplied. The views and opinions expressed herein are those of the author(s) and do not necessarily reflect the views of Presto Labs or its affiliates. This material by itself, is not and should not be construed as an offer or a solicitation to deal in any investment product or to enter into any legal relations. This material is for informational purposes only and is only intended for sophisticated investors, and is not intended to provide accounting, legal, or tax advice, or investment recommendations, or an official statement of Presto Labs or its affiliates. Presto Labs, its affiliates and its employees make no representation and assume no liability to the accuracy or completeness of the information provided. Presto Labs, its affiliates and its employees also do not warrant that such information and publications are accurate, up to date or applicable to the circumstances of any particular case. Certain statements in this document provide predictions and there is no guarantee that such predictions are currently accurate or will ultimately be realized. Prior results that are presented here are not guaranteed and prior results do not guarantee future performance. Recipients should consult their advisors before making any investment decision. Presto Labs or its affiliates may have financial interests in, or relationships with, some of the assets, entities and/or publications discussed or otherwise referenced in the materials. Certain links that may be provided in the materials are provided for convenience and do not imply Presto Labs' endorsement, or approval of any third-party websites or their content. Any use, review, retransmission, distribution, or reproduction of these materials, in whole or in part, is strictly prohibited in any form without the express written approval of Presto Labs. Presto Research and related logos are trademarks of Presto Labs, or its affiliates.*