

**Daily Market Brief**  
**Feb 11, 2025 (UTC -02:00)**

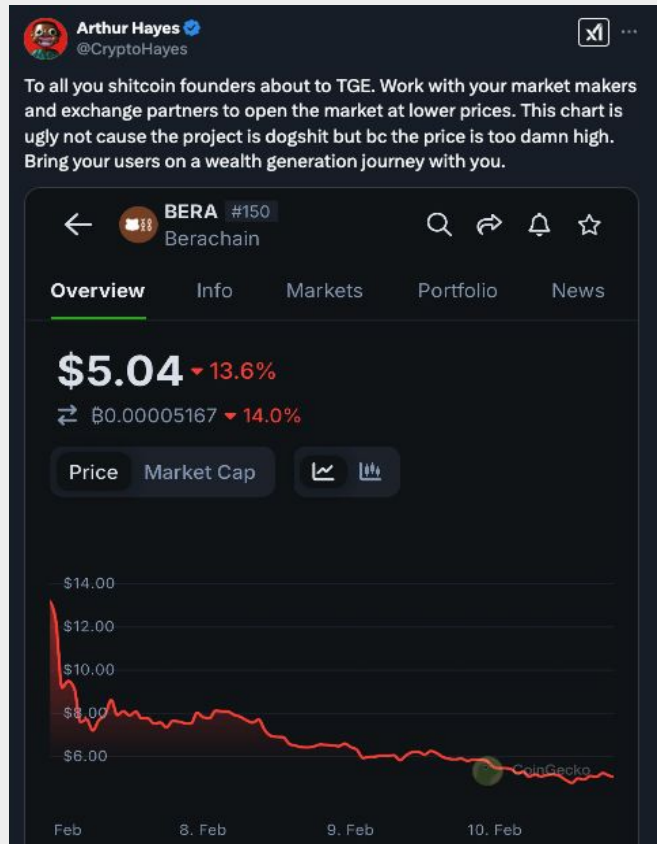
**Peter Chung** | Head of Research  
**Min Jung** | Research Analyst

BTC	\$97,434.66 +1.0%	S&P500	6,066.48 +0.7%	US 10Y	4.4830% 0.0000PPT	WTI	\$72.43 +1.8%
ETH	\$2,661.00 +1.2%	Nasdaq	19,714.27 +1.0%	DXY	108.38 +0.1%	Gold	\$2,943.24 +1.8%

- \$BTC continues to trade range-bound with no dominant headlines. As of now, \$BTC is trading at \$97,434, and \$ETH is trading at \$2,661. Bitcoin dominance stands at 61.56%.
- The President of the Central African Republic announced the launch of the memecoin \$CAR. \$CAR surged to nearly a \$1B market cap but is now trading at \$70M.
- A few headlines include: MicroStrategy acquiring 7,633 Bitcoins at an average price of \$97,255, \$IP being listed on Coinbase International Futures, and Bloomberg ETF analysts predicting that XRP, Solana, Dogecoin, and Litecoin have “high odds” of securing the necessary approvals.
- Over the past 24 hours, the top three gainers were \$TFUEL, \$FARTCOIN, and \$CHEX, while the top three losers were \$MEOW, \$XCN, and \$ULTIMA

**Berachain & the Alt Season Mirage**

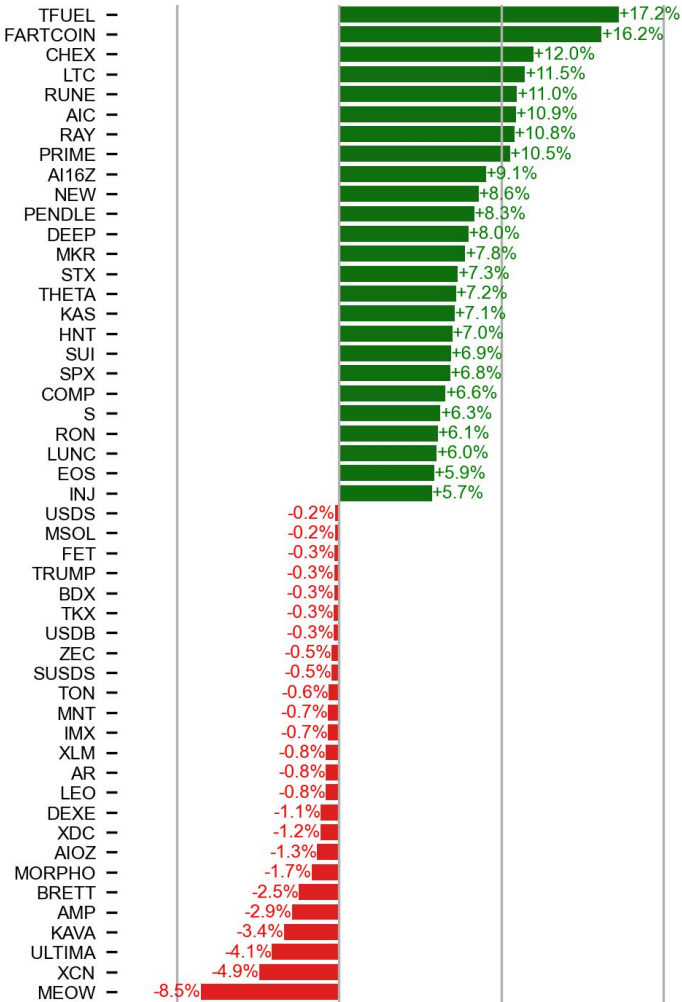
For anyone still wondering why alt season hasn't arrived this cycle, Berachain's disappointing debut is yet another reminder. Too many founders and VCs launch projects not to build great products but to cash out at the first chance. As a result, tokens fail as a network bootstrapping mechanism. In fact, they do the opposite; their easy liquidity tempts founders away from long-term commitment, a luxury traditional startups don't have. In our [2025 Outlook Piece](#), we noted that “the strategy of exploiting informationally disadvantaged retail investors as exit liquidity on centralized exchanges is losing its effectiveness... a cheap shot often employed by sub-par VCs, have persisted for far too long.” [@CryptoHayes](#) believes pricing is the issue. A real, long-term fix? Becoming a platform for apps that offer a 10x improvement over legacy solutions – beyond just stablecoins, DEXs, and prediction markets.



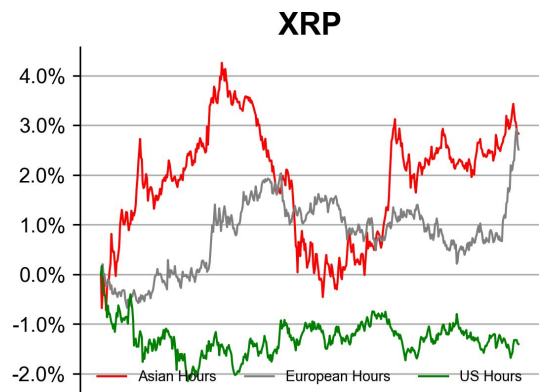
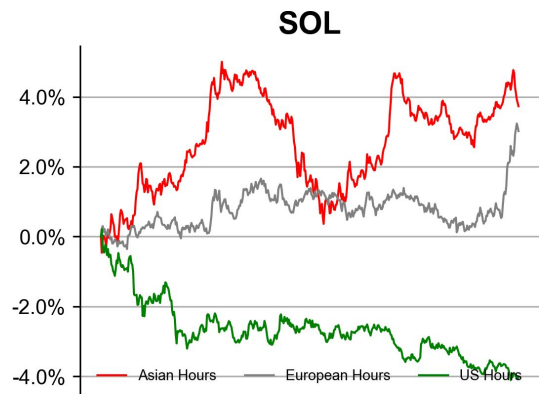
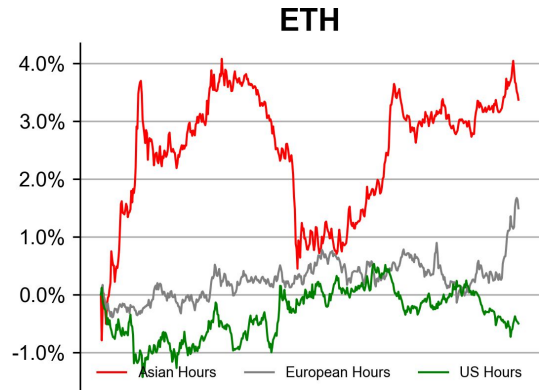
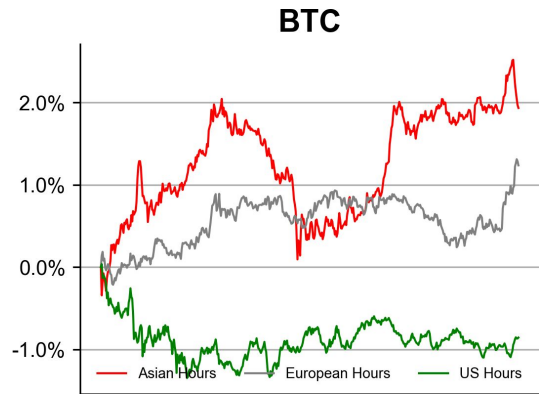
Source: [@CryptoHayes](#)

# PRICE ACTIONS

## 24H Price Change (Top/Bottom 25 from Top 200)

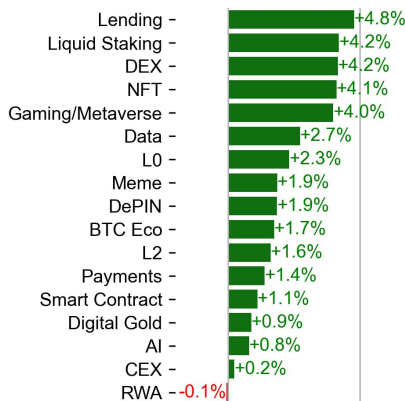
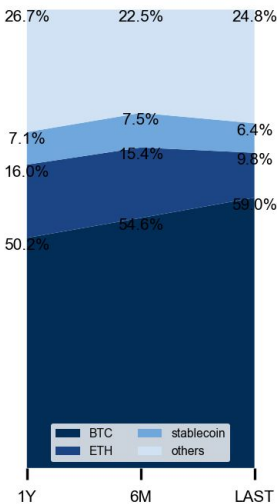


## Time Zone Analysis



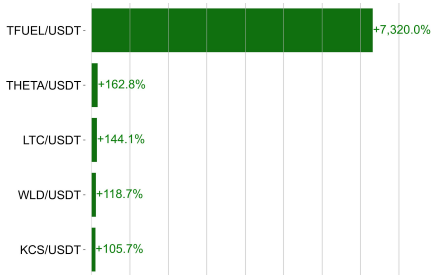
## Dominance Ratio

## Sector Performance

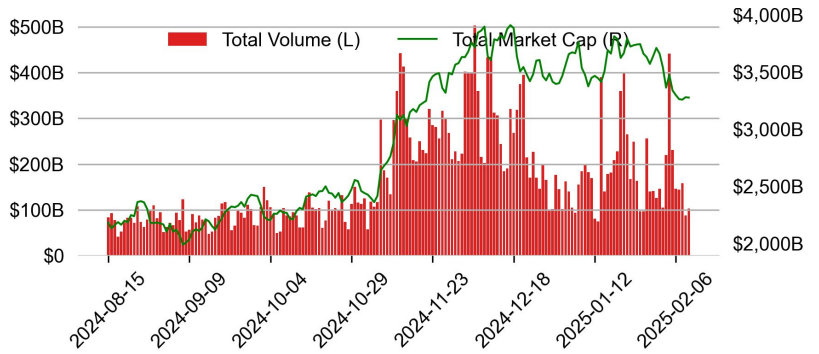


# TRADING VOLUME

## 24H Vol % Chg\*

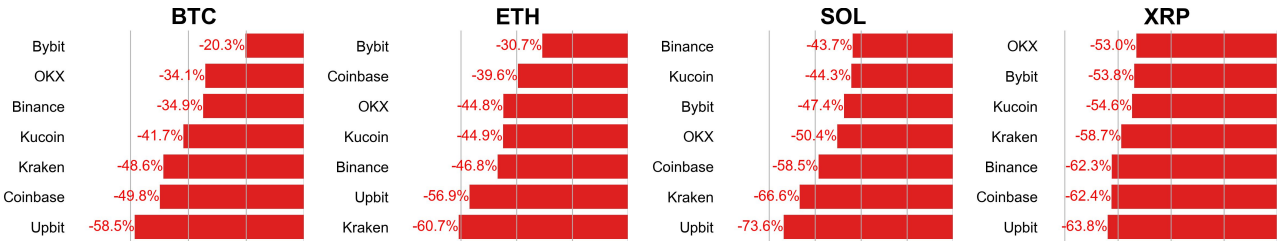


## Spot Volume



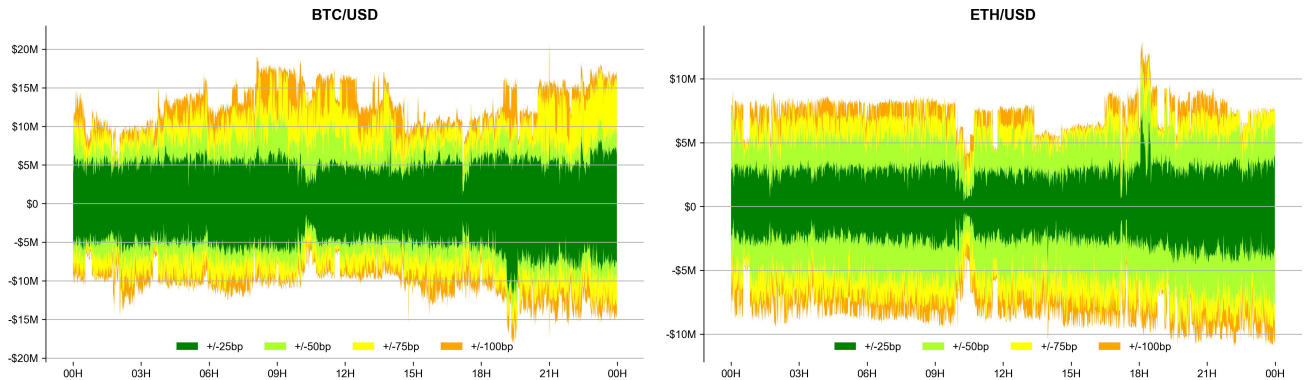
\* 5 largest 24H vol. change from the universe of top 50 assets by market cap

## Spot Volume Leaders (% chg vs ave)\*

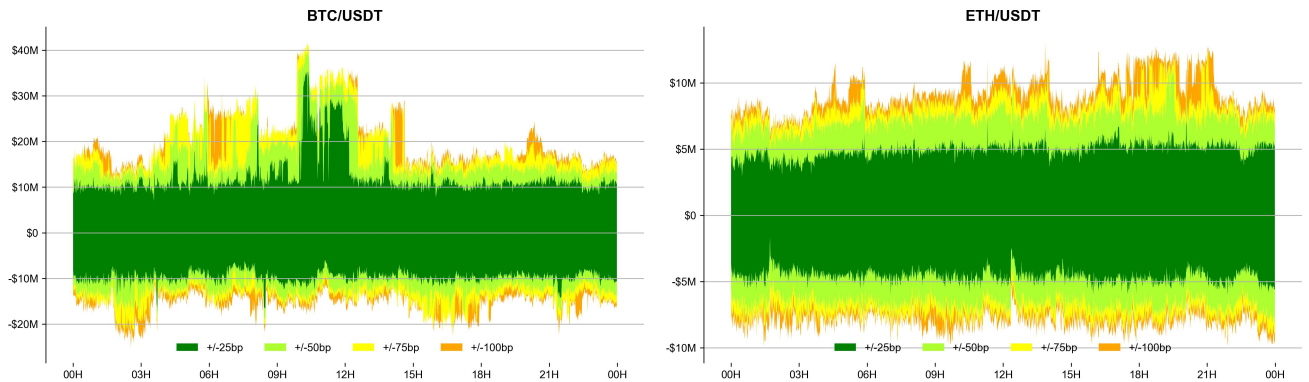


## ORDER BOOK DEPTH (within 1% best bid/ask)

### Coinbase

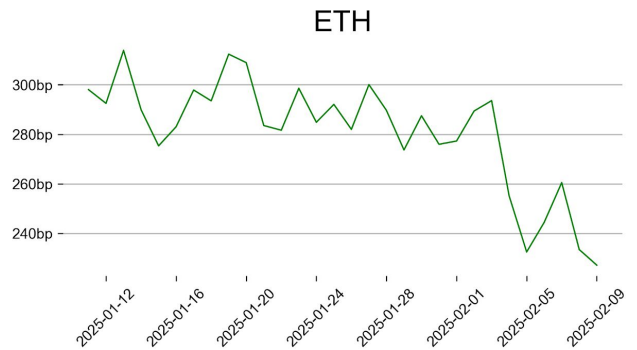
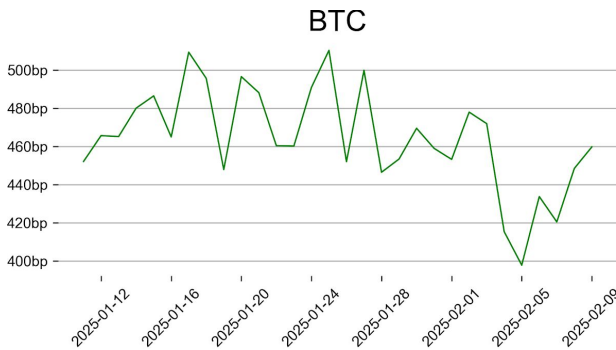


### Binance

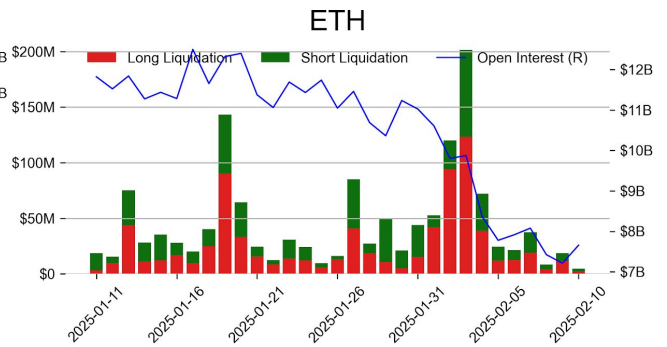
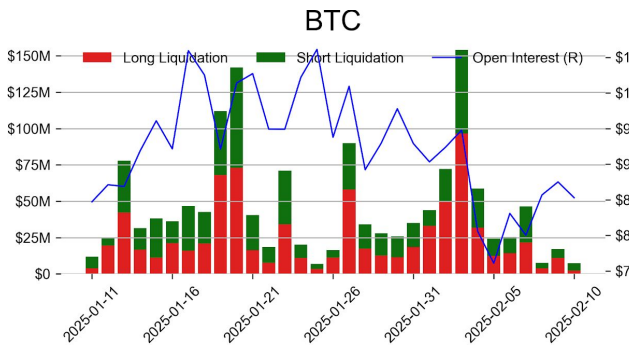


## DERIVATIVES

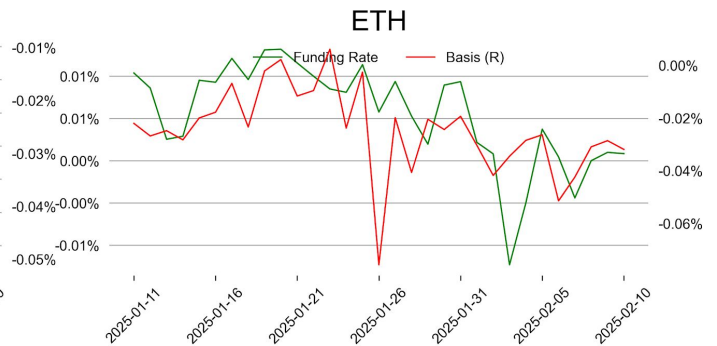
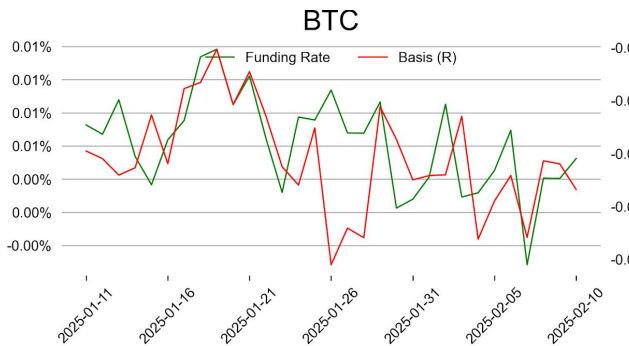
### Open Interest / Market Cap



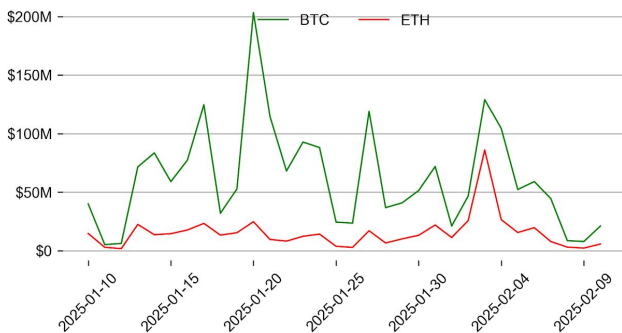
### Futures O.I. & Liquidations



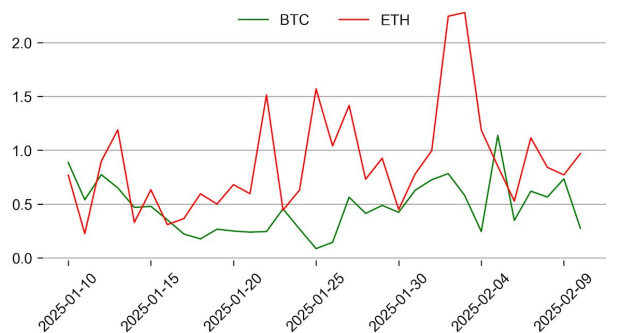
### Perps Funding Rate & Rolling Basis



### Option Volume



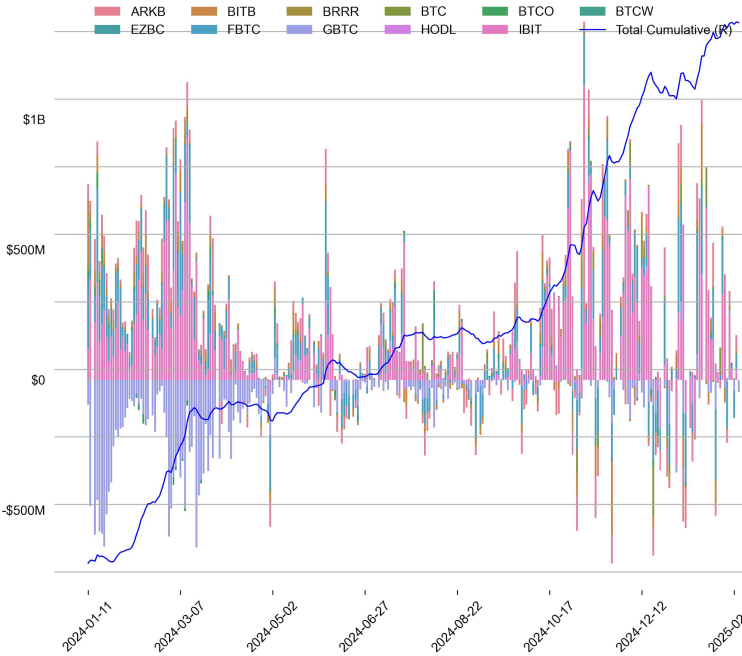
### Put Call Ratio



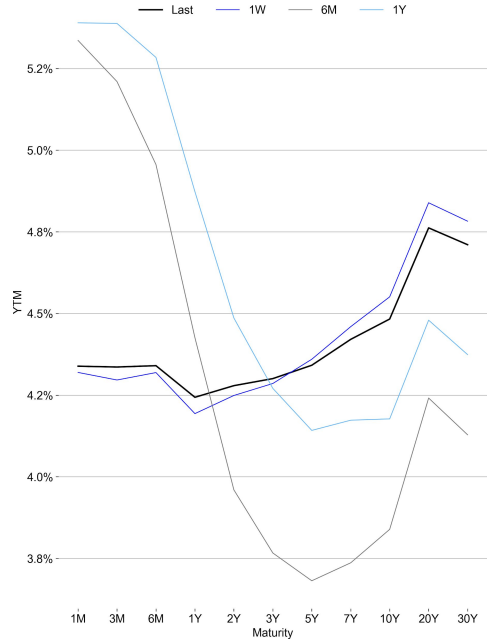
# TRADFI

	Stocks					FX				Commodity		Crypto Equity			
	S&P500	Nasdaq	EuroStoxx50	HSI	CSI300	USD/EUR	USD/JPY	USD/CNY	DXY	WTI	Gold	COIN	MSTR	MARA	RIOT
Last	6066.48	19714.27	5360.25	21521.98	3901.06	0.9707	151.79	7.3053	108.38	72.43	2943.24	280.22	334.62	16.76	11.63
1D	0.7%	1.0%	0.7%	1.8%	0.2%	0.1%	0.3%	0.2%	0.1%	1.8%	1.8%	2.1%	2.2%	-0.1%	-0.1%
1M	4.1%	2.9%	7.7%	12.9%	4.5%	-0.5%	-3.7%	-0.4%	-1.2%	-4.4%	8.4%	8.3%	2.0%	-6.2%	-3.1%
1Y	20.7%	23.3%	13.7%	36.7%	15.9%	4.7%	1.7%	1.6%	4.1%	-5.7%	44.4%	97.4%	-48.2%	-29.8%	-20.1%

## BTC Spot ETF Flow

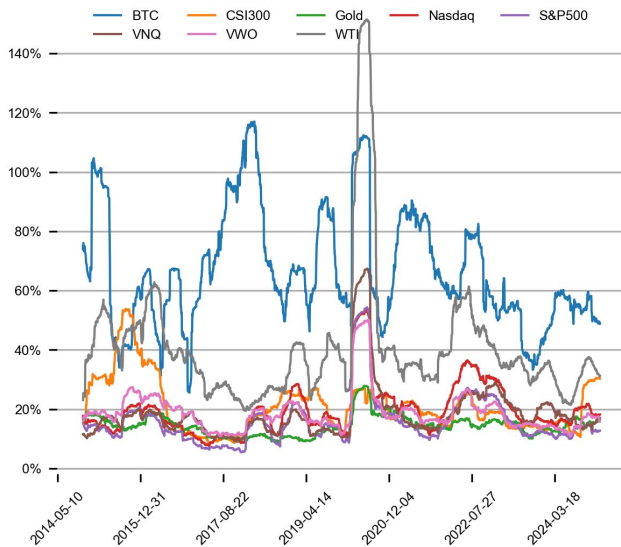


## US Treasury Yield Curve

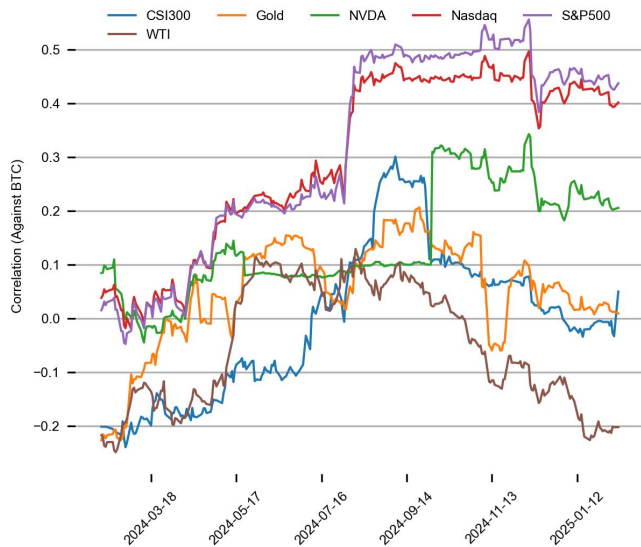


## CROSS ASSET METRICS

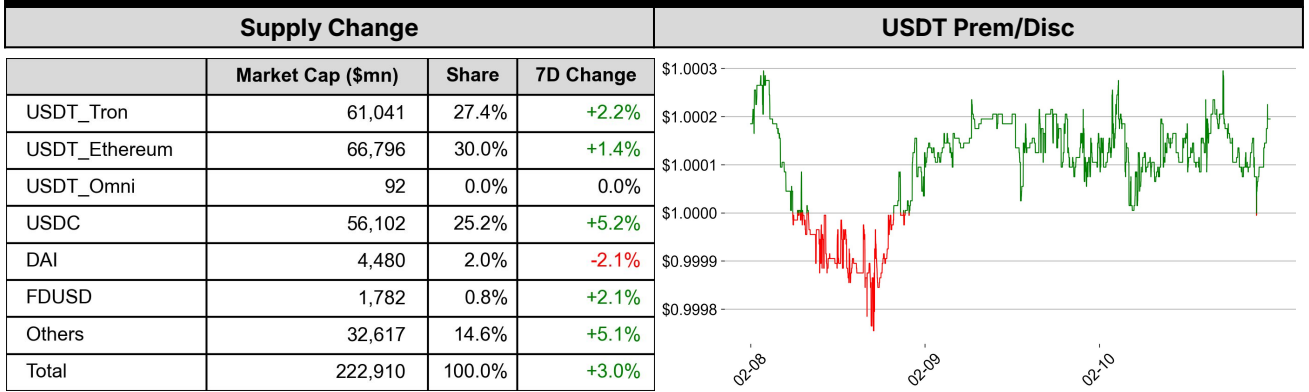
### Volatility



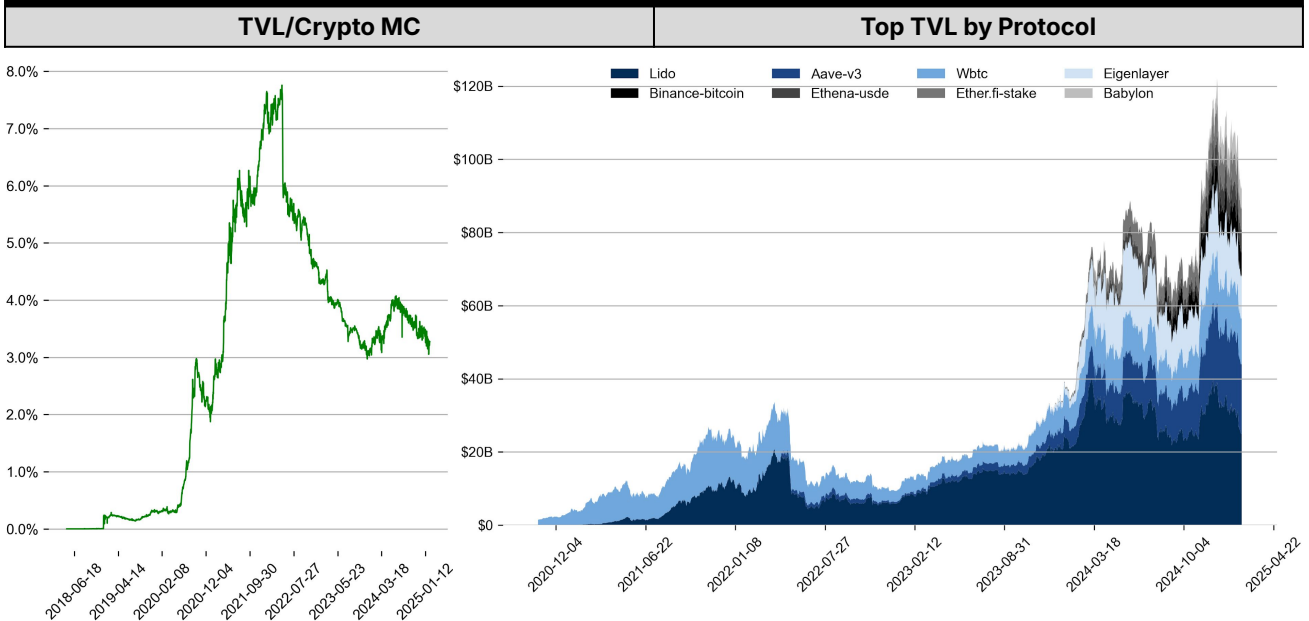
### Correlation



## STABLECOIN



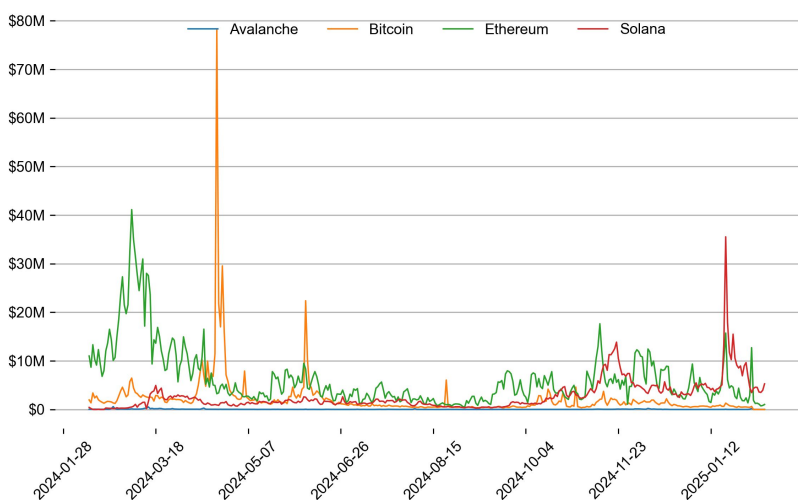
## ONCHAIN MOVES



### Top TVL Gainers\*

#	Name	7D Change
1	SatLayer	+889.8%
2	Dolomite	+545.7%
3	Stargate V2	+46.4%
4	Cian Bera	+43.8%
5	Echelon Market	+30.5%

### Daily Network Fees



\* 5 largest 7 day TVL change in % terms from the universe of minimum \$100m TVL protocols, according to DefiLlama.

**EVENTS CALENDAR**

<b>Date</b>	<b>Title</b>	<b>Coins / Hosts</b>
Feb 12, 2025	US CPI	
Feb 12, 2025	Powell's Testimony	
Feb 13, 2025	US PPI	
Feb 13, 2025	Earnings Call	COIN
Feb 14, 2025	~\$77M Unlock	\$SAND
Feb 18, 2025	Consensus Hong Kong	
Feb 19, 2025	FOMC Meeting Minutes	
Feb 20, 2025	~90M Unlock	\$MELANIA
Feb 21, 2025	Integration with Telegram	\$TON
Feb 25, 2025	FTX First Repayment Start	
Feb 26, 2025	Earnings Call	\$NVDA

## DATA EXPLAINER

Headers	Source	Note
<b>PRICE ACTIONS TRADING VOLUME ORDER BOOK DEPTH DERIVATIVES</b>	Presto Labs	<p><b>Time Zone Analysis</b> separates out the asset's price action according to the business hours in Asia, Europe and US region. This is to identify which geography is responsible for price actions of the last 24hrs. The cut-offs are,</p> <ul style="list-style-type: none"> <li>- Asia: UTC 22:00 -1 to UTC 6:00</li> <li>- Europe: UTC 6:00 to 14:00</li> <li>- US: UTC 14:00 to 22:00</li> </ul> <p><b>Sector</b> constituents are, AI(FET, AGIX, OCEAN), BTC Eco(BCH, BSV, ICP, STX, ORDI), CEX(BNB, CRO, OKB, KCS, BGB), Data(LINK, GRT), DePIN(ICP, FIL, AR, HNT, SIA), DEX(UNI, INJ, RUNE, SNX, DYDX, OSMO, CRV, CAKE, GMX), Digital Gold(BTC), Gaming/Metaverse(IMX, BEAM, SAND, GALA, AXS, WEMIX, RON), LO(AVAX, DOT, TIA), L2(MATIC, OP, MNT, ARB, STRK), Lending(MKR, AAVE, COMP), Liquid Staking(LDO, RPL, JTO), Meme(DOGE, SHIB, FLOKI), NFT(APE, BLUR), Payments(XRP, LTC, XLM, XMR, ZEC), RWA(ONDO, CFG), Smart Contract(ETH, BNB, SOL, ADA, TRX, TON, APT, NEAR, HBAR, VET, ALGO, FTM, SUI, FLOW, MINA). The sector return is market-cap weighted average of the constituents' returns.</p> <p><b>Exchanges:</b> 24H spot price &amp; volume % changes and dominance ratios are from CoinGecko. Time Zone Analysis is based on data from Binance. Spot volume leaders are based on data from Binance Bybit, Coinbase, Kraken, OKX, KuCoin, HTX, Upbit, Gate.io. Futures data are from Binance OKX, Bybit, KuCoin. Options data are from Deribit.</p>
<b>TRADFI</b>	Investing.com Farside Investors	<p><b>BTC Spot ETF Flows</b> are based on data shown on farside.co.uk at UTC 03:00. Due to varying data reporting schedules among ETF sponsors, the figures may not encompass data from all 10 ETFs.</p>
<b>STABLECOIN ONCHAIN MOVES</b>	DefiLlama	<p><b>Stablecoin Supply</b> is a proxy for fiat on/off ramp from TradFi into crypto.</p> <p><b>USDT Prem/Disc</b> reflects the USDT supply/demand imbalance, approximating the market's risk aversion towards USDT specifically, and/or the crypto market more broadly. The data is from Coinbase.</p> <p><b>TVL/ Crypto MC Ratio</b> = Total Value Locked / Crypto Market Cap. The ratio neutralizes the TVL changes caused by asset price fluctuations.</p>
<b>EVENTS CALENDAR</b>	CoinMarketCap Layer GG	<p><b>Events Calendar</b> provides a summary of major events happening throughout the month.</p>

\* The Daily Market Brief is published every business day, following the Singapore calendar, excluding public holidays



## About Presto

Presto is an algorithmic trading firm where researchers and engineers solve challenging problems in global financial markets. Our core strength lies in combining engineering, mathematics, and science to navigate both digital asset and traditional finance markets with precision. Presto Research, our research unit, provides expert-driven insights to help navigate these markets effectively.

Find out more at <https://www.prestolabs.io>.

Follow Presto for more content: [X](#), [LinkedIn](#)

Follow Presto Research for latest research : [X](#), [Telegram](#)

---

## Authors

**Peter Chung**, Head of Research [X](#), [Telegram](#), [LinkedIn](#)

**Min Jung**, Research Analyst [X](#), [Telegram](#), [LinkedIn](#)

---

## Required Disclosures

*Any expression of opinion (which may be subject to change without notice) is personal to the author and the author makes no guarantee of any sort regarding accuracy or completeness of any information or analysis supplied. The views and opinions expressed herein are those of the author(s) and do not necessarily reflect the views of Presto or its affiliates. This material by itself, is not and should not be construed as an offer or a solicitation to deal in any investment product or to enter into any legal relations. This material is for informational purposes only and is only intended for sophisticated investors, and is not intended to provide accounting, legal, or tax advice, or investment recommendations, or an official statement of Presto or its affiliates. Presto, its affiliates and its employees make no representation and assume no liability to the accuracy or completeness of the information provided. Presto, its affiliates and its employees also do not warrant that such information and publications are accurate, up to date or applicable to the circumstances of any particular case. Certain statements in this document provide predictions and there is no guarantee that such predictions are currently accurate or will ultimately be realized. Prior results that are presented here are not guaranteed and prior results do not guarantee future performance. Recipients should consult their advisors before making any investment decision. Presto or its affiliates may have financial interests in, or relationships with, some of the assets, entities and/or publications discussed or otherwise referenced in the materials. Certain links that may be provided in the materials are provided for convenience and do not imply Presto's endorsement, or approval of any third-party websites or their content. Any use, review, retransmission, distribution, or reproduction of these materials, in whole or in part, is strictly prohibited in any form without the express written approval of Presto. Presto Research and related logos are trademarks of Presto, or its affiliates.*