

**Daily Market Brief**  
**Jan 7, 2025 (UTC -02:00)**

**Peter Chung** | Head of Research  
**Min Jung** | Research Analyst

<b>BTC</b>	\$102,248.71 +4.0%	<b>S&amp;P500</b>	5,976.90 +0.6%	<b>US 10Y</b>	4.6320% +0.0090PPT	<b>WTI</b>	\$73.56 -0.8%
<b>ETH</b>	\$3,687.75 +1.4%	<b>Nasdaq</b>	19,867.81 +1.3%	<b>DXY</b>	108.31 -0.6%	<b>Gold</b>	\$2,647.40 -0.2%

- \$BTC continues its rally and broke the \$100k mark again. As of now, \$BTC is trading at \$102,248, and \$ETH is trading at \$3,687. Bitcoin dominance stands at 57.68%.
- MicroStrategy has acquired another 1,070 BTC at an average price of \$94,004 per bitcoin. They now hold 447,470 \$BTC, acquired for ~\$27.97 billion at an average price of ~\$62,503 per bitcoin.
- The market remains quiet with few headlines. Notable ones include Vivek Ramaswamy's Strive filing to launch a 'Bitcoin bond' ETF and stablecoin regulation advocate Barr stepping down as Fed Vice Chair.
- Over the past 24 hours, the top gainers were \$AI16Z, \$AIXBT, and \$AKT, while the top losers were \$FARTCOIN, \$MOG, and \$MORPHO.

**Metaplanet: Asia's MicroStrategy Aiming for +470% BTC Yield**

Japan's Metaplanet CEO Simon Gerovich's [2025 plan](#), announced via an X post, vindicates that the Bitcoin treasury strategy pioneered by MicroStrategy can be successfully adopted by any public company. The hotel-operator-turned-investment firm currently holds 1,761 BTC, valued at \$174M, after a series of 19 purchases last year, which drove its share price up by over 2,400%. The plan aims to increase Metaplanet's Bitcoin holdings to 10,000 BTC in 2025, leveraging "the most accretive capital market tools available." This highlights management's strategic appreciation of the privileged access to capital as a public entity. The key prerequisites for executing this strategy are 1) a sound understanding

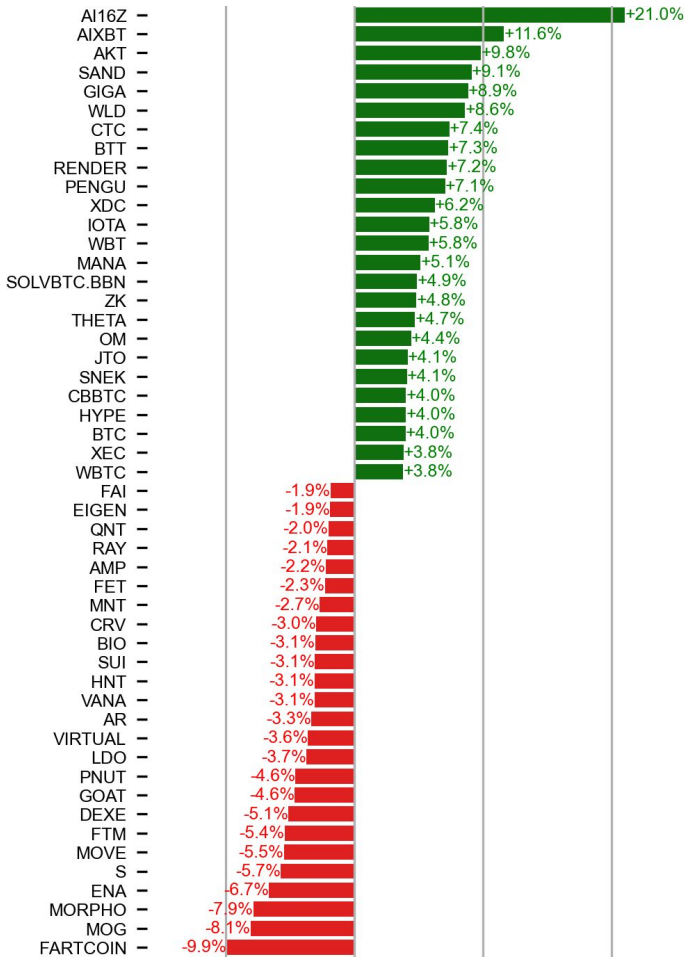
of the Bitcoin network, 2) a visionary leader capable of rallying shareholder support, 3) robust risk management through thoughtful capital structure planning. Gerovich's decade-long side-passion for Bitcoin and his stint in banking suggest that these prerequisites are well met.



Source: Bloomberg

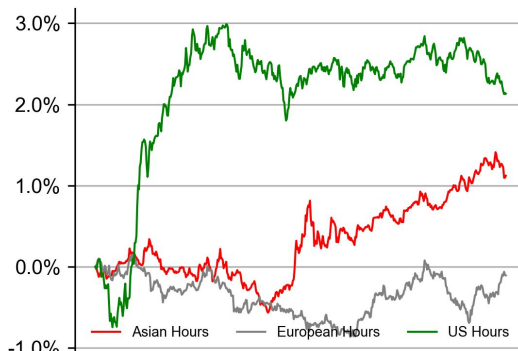
# PRICE ACTIONS

## 24H Price Change (Top/Bottom 25 from Top 200)



## Time Zone Analysis

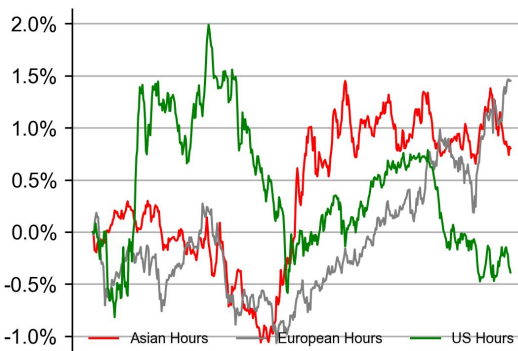
### BTC



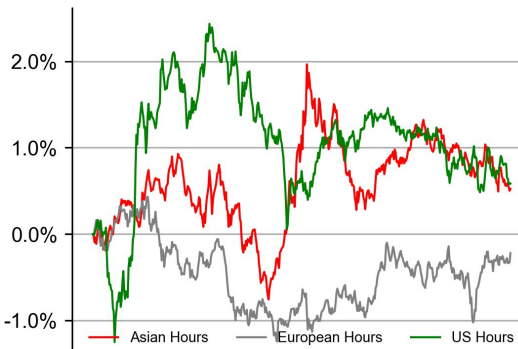
### ETH



### SOL

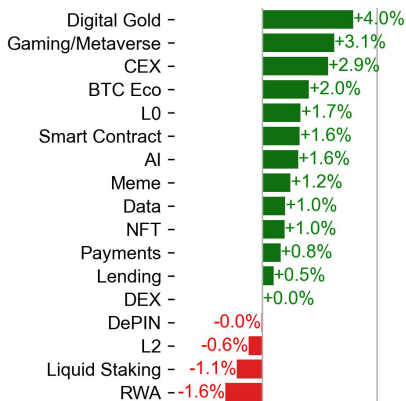
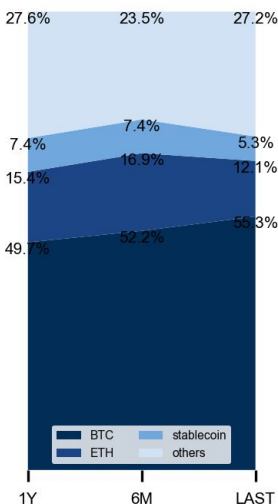


### XRP



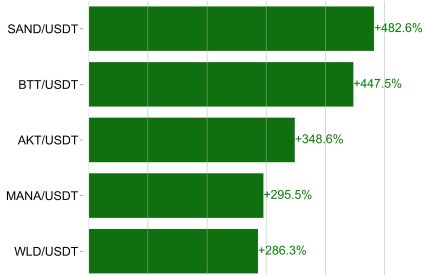
## Dominance Ratio

## Sector Performance

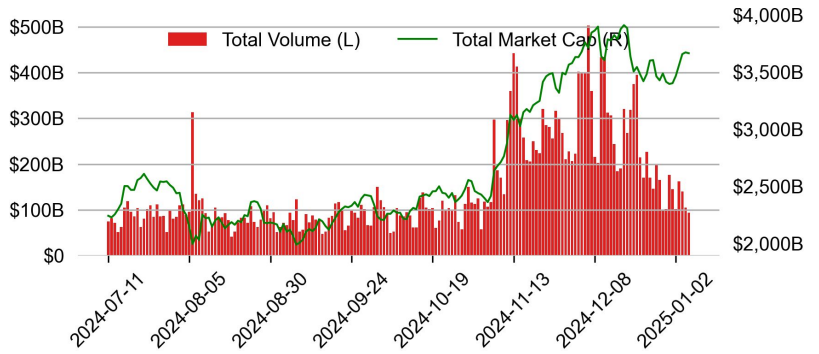


# TRADING VOLUME

## 24H Vol % Chg\*

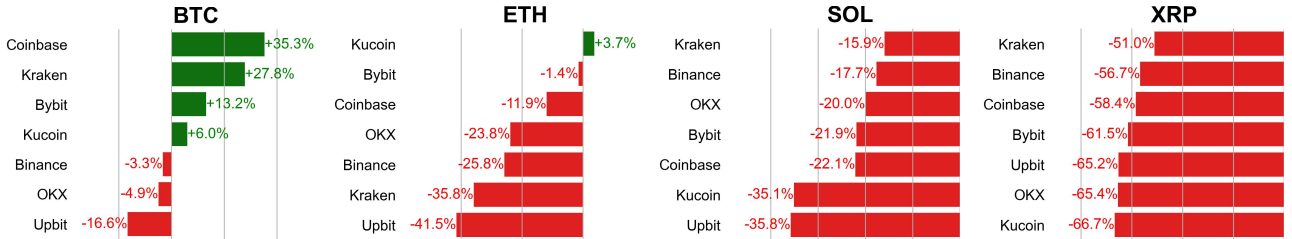


## Spot Volume



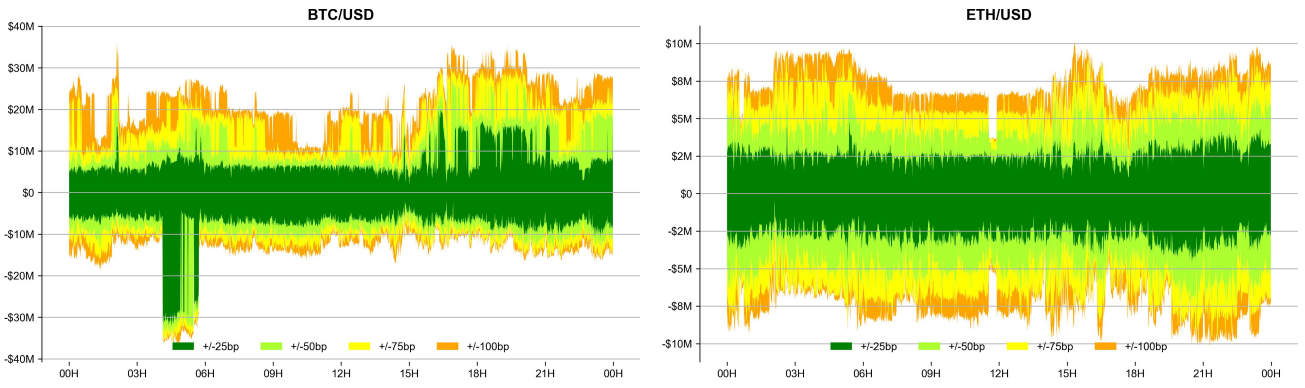
\* 5 largest 24H vol. change from the universe of top 50 assets by market cap

## Spot Volume Leaders (% chg vs ave)\*

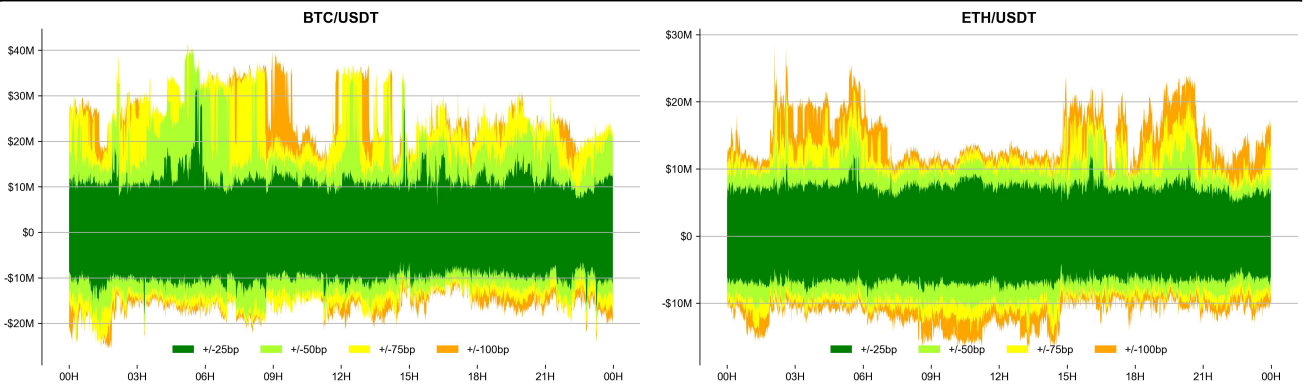


## ORDER BOOK DEPTH (within 1% best bid/ask)

### Coinbase

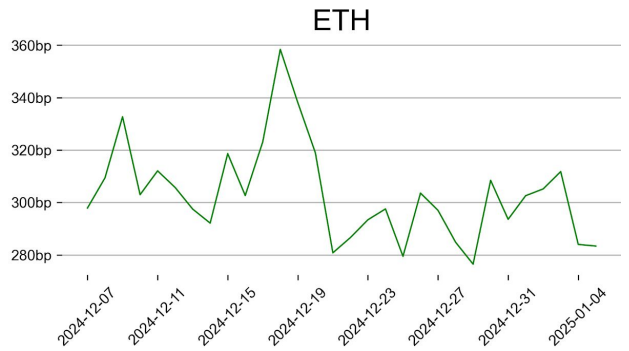
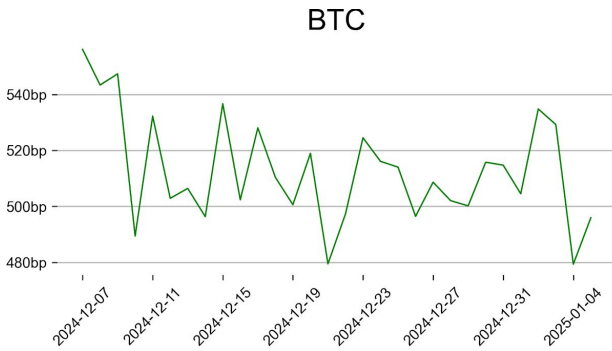


### Binance

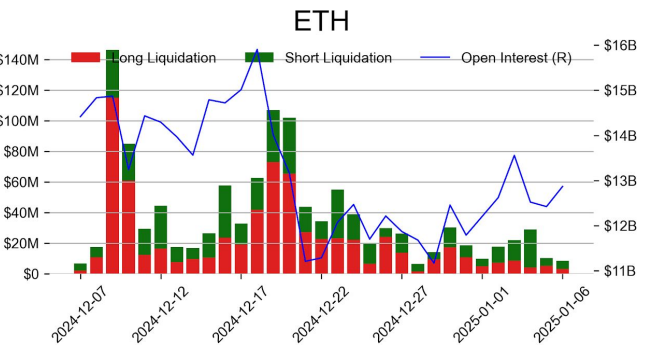
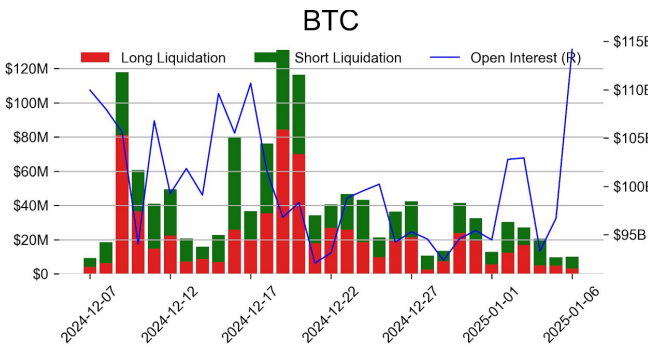


# DERIVATIVES

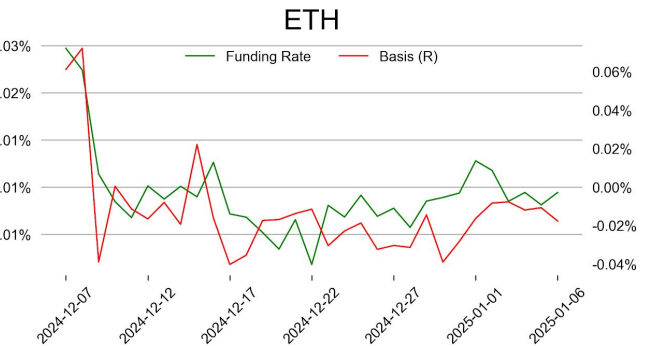
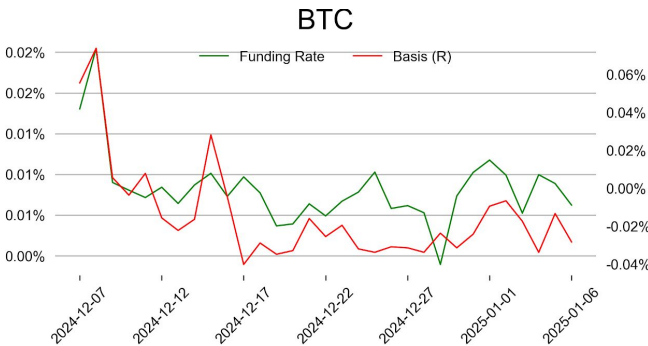
## Open Interest / Market Cap



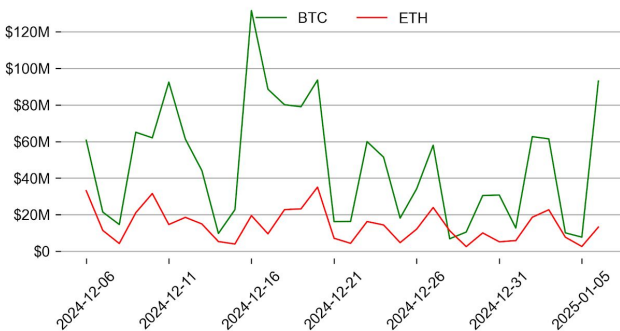
## Futures O.I. & Liquidations



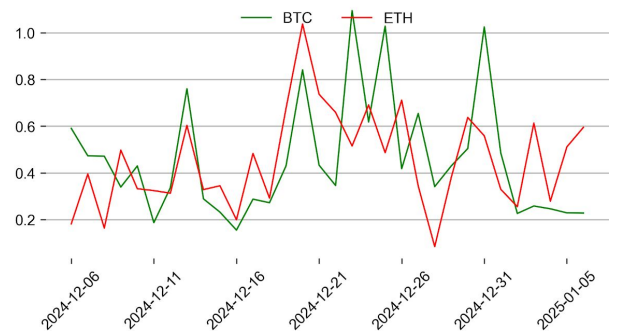
## Perps Funding Rate & Rolling Basis



## Option Volume



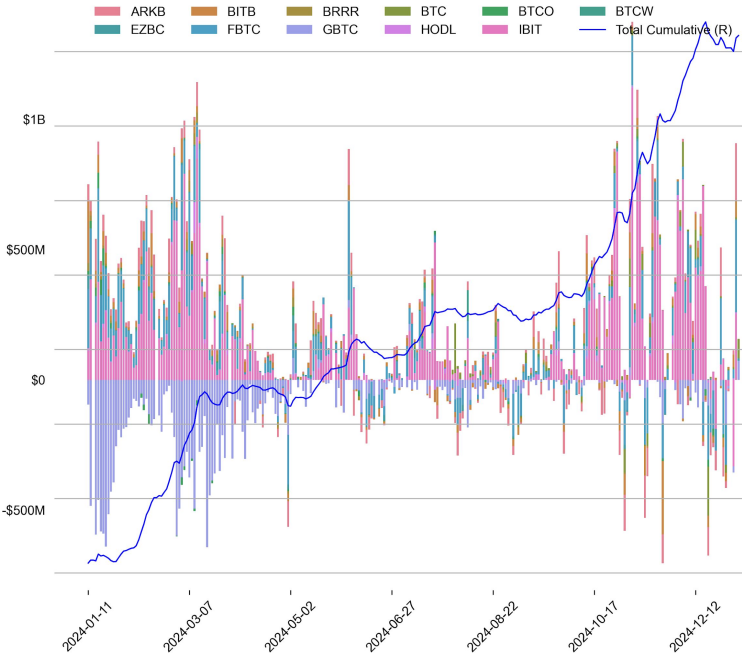
## Put Call Ratio



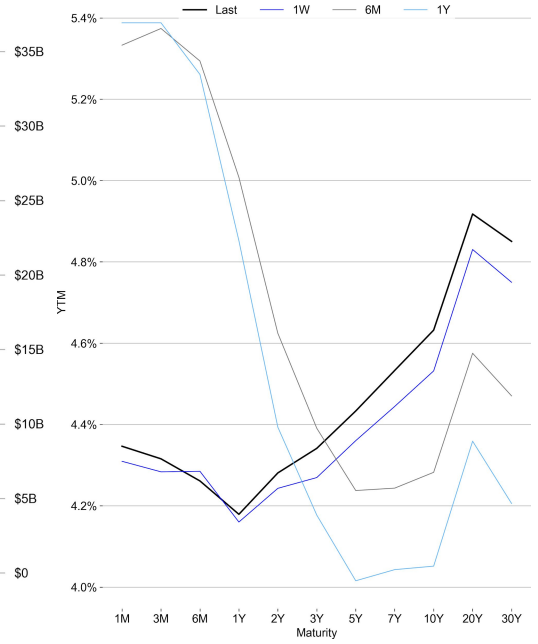
# TRADFI

	Stocks					FX				Commodity		Crypto Equity			
	S&P500	Nasdaq	EuroStoxx50	HSI	CSI300	USD/EUR	USD/JPY	USD/CNY	DXY	WTI	Gold	COIN	MSTR	MARA	RIOT
Last	5976.90	19867.81	4986.05	19688.29	3768.97	0.9631	157.74	7.3470	108.31	73.56	2647.40	287.55	379.09	20.55	12.89
1D	0.6%	1.3%	2.4%	-0.4%	-0.2%	-0.7%	0.1%	-0.2%	-0.6%	-0.8%	-0.2%	6.2%	11.6%	4.6%	4.5%
1M	-1.9%	0.0%	0.2%	-0.9%	-5.1%	1.8%	5.1%	1.1%	2.1%	9.5%	-0.5%	-16.3%	-4.0%	-22.2%	-0.5%
1Y	27.2%	36.8%	11.7%	19.1%	13.2%	5.4%	9.0%	2.9%	5.8%	-0.3%	29.2%	86.7%	-39.9%	-14.8%	-13.1%

## BTC Spot ETF Flow

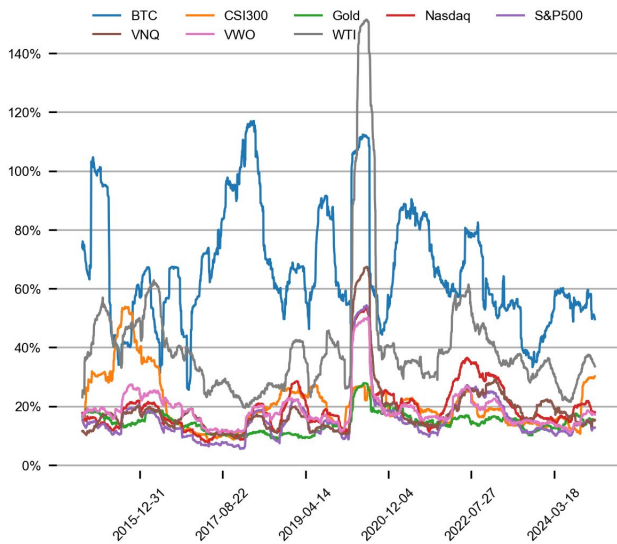


## US Treasury Yield Curve

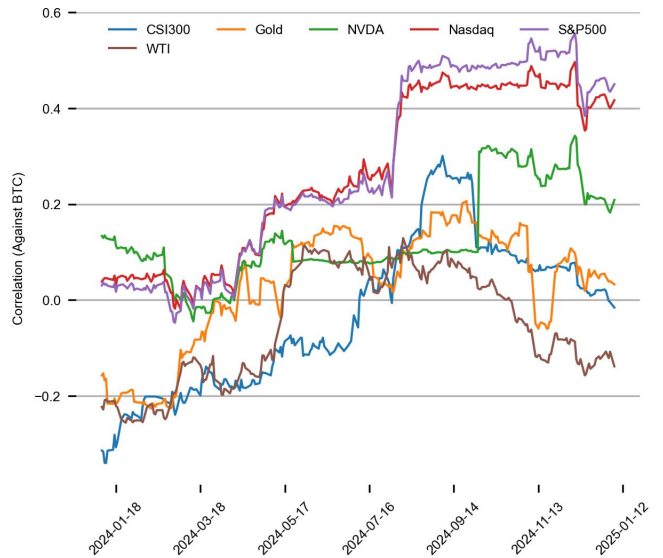


## CROSS ASSET METRICS

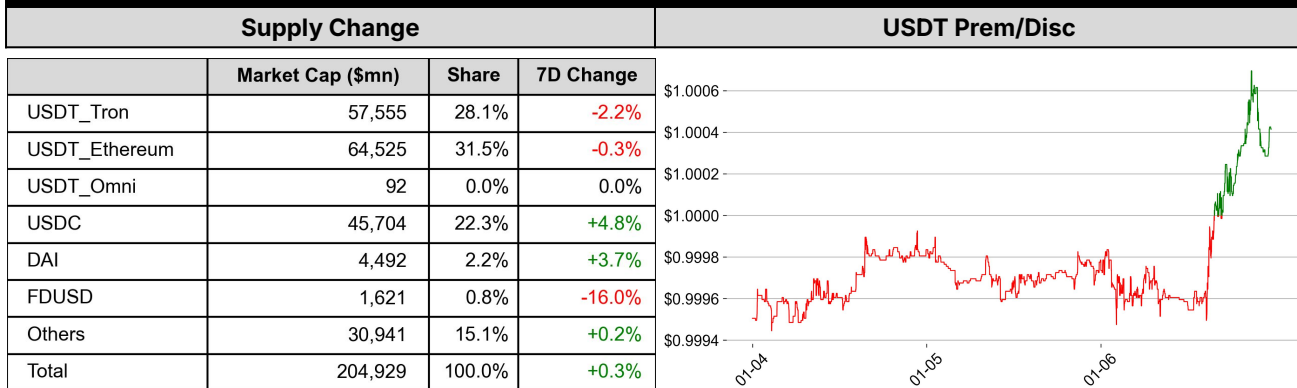
### Volatility



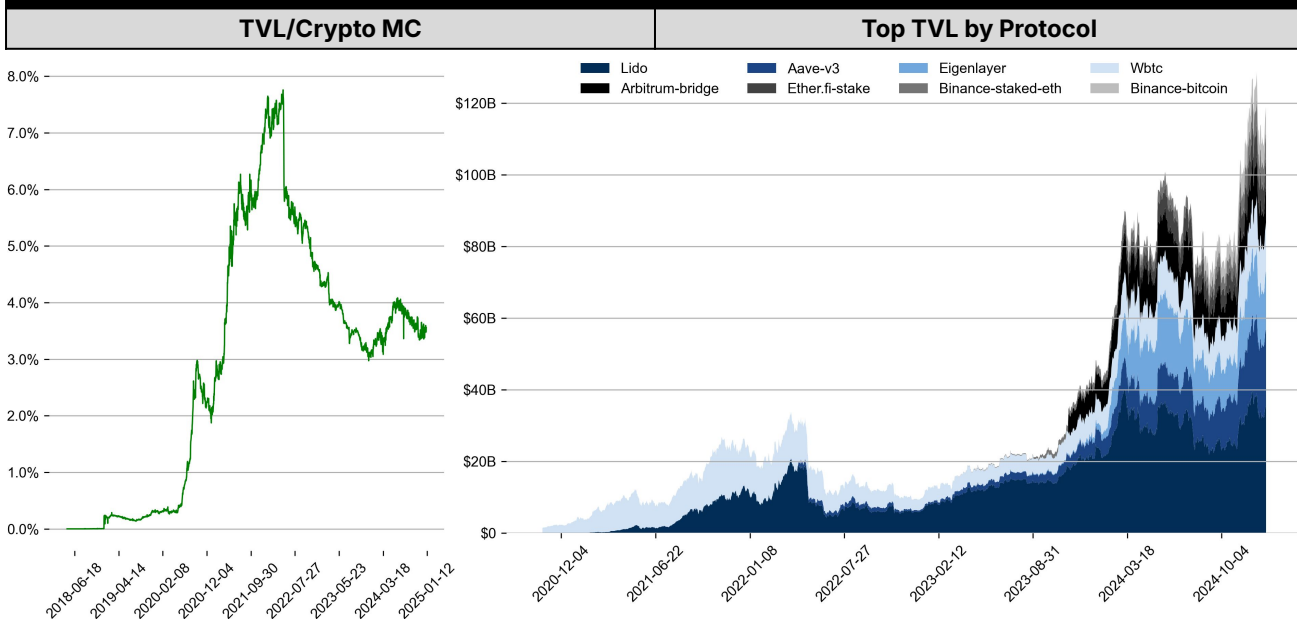
### Correlation



## STABLECOIN

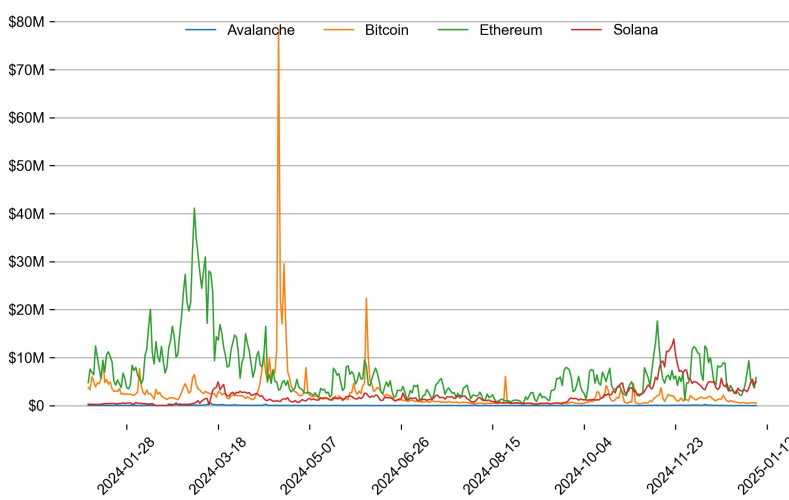


## ONCHAIN MOVES



Top TVL Gainers*		Daily Network Fees	
------------------	--	--------------------	--

#	Name	7D Change
1	Lorenzo	+94.9%
2	Zircuit Staking	+54.6%
3	IBC	+51.5%
4	StakeStone Berachain Vault	+34.9%
5	Maker RWA	+33.7%



\* 5 largest 7 day TVL change in % terms from the universe of minimum \$100m TVL protocols, according to DefiLlama.

## EVENTS CALENDAR

Date	Title	Coins / Hosts
Jan 7, 2025	Mainnet Launch	\$DUSK
Jan 8, 2025	TGE	\$XTER
Jan 9, 2025	\$47 Unlock	\$MOVE
Jan 10, 2025	US Unemployment Rate	
Jan 14, 2025	US PPI	
Jan 15, 2025	US CPI	
Jan 15, 2025	\$31M Unlock	\$STRK
Jan 16, 2025	Binance Listing	\$S (prev. \$FTM)
Jan 16, 2025	\$70M Unlock	\$ARB
Jan 20, 2025	Trump's Presidential Inauguration	
Jan 20, 2025	Gary Gensler Resigns	
Jan 23, 2025	Grayscale \$SOL ETF Approval Deadline	\$SOL
Jan 23, 2025	Upbit Delisting	\$BTG
Jan 24, 2025	BOJ Interest Rate Decision	
Jan 24, 2025	January Airdrop	\$JUP
Jan 29, 2025	US FOMC	

## DATA EXPLAINER

Headers	Source	Note
<b>PRICE ACTIONS</b> <b>TRADING VOLUME</b> <b>ORDER BOOK</b> <b>DEPTH</b> <b>DERIVATIVES</b>	Presto Labs	<p><b>Time Zone Analysis</b> separates out the asset's price action according to the business hours in Asia, Europe and US region. This is to identify which geography is responsible for price actions of the last 24hrs. The cut-offs are,</p> <ul style="list-style-type: none"> <li>- Asia: UTC 22:00 -1 to UTC 6:00</li> <li>- Europe: UTC 6:00 to 14:00</li> <li>- US: UTC 14:00 to 22:00</li> </ul> <p><b>Sector</b> constituents are, AI(FET, AGIX, OCEAN), BTC Eco(BCH, BSV, ICP, STX, ORDI), CEX(BNB, CRO, OKB, KCS, BGB), Data(LINK, GRT), DePIN(ICP, FIL, AR, HNT, SIA), DEX(UNI, INJ, RUNE, SNX, DYDX, OSMO, CRV, CAKE, GMX), Digital Gold(BTC), Gaming/Metaverse(IMX, BEAM, SAND, GALA, AXS, WEMIX, RON), L0(AVAX, DOT, TIA), L2(MATIC, OP, MNT, ARB, STRK), Lending(MKR, AAVE, COMP), Liquid Staking(LDO, RPL, JTO), Meme(DOGE, SHIB, FLOKI), NFT(APE, BLUR), Payments(XRP, LTC, XLM, XMR, ZEC), RWA(ONDO, CFG), Smart Contract(ETH, BNB, SOL, ADA, TRX, TON, APT, NEAR, HBAR, VET, ALGO, FTM, SUI, FLOW, MINA). The sector return is market-cap weighted average of the constituents' returns.</p> <p><b>Exchanges:</b> 24H spot price &amp; volume % changes and dominance ratios are from CoinGecko. Time Zone Analysis is based on data from Binance. Spot volume leaders are based on data from Binance Bybit, Coinbase, Kraken, OKX, KuCoin, HTX, Upbit, Gate.io. Futures data are from Binance OKX, Bybit, KuCoin. Options data are from Deribit.</p>
<b>TRADFI</b>	Investing.com Farside Investors	<p><b>BTC Spot ETF Flows</b> are based on data shown on farside.co.uk at UTC 03:00. Due to varying data reporting schedules among ETF sponsors, the figures may not encompass data from all 10 ETFs.</p>
<b>STABLECOIN ONCHAIN MOVES</b>	DefiLlama	<p><b>Stablecoin Supply</b> is a proxy for fiat on/off ramp from TradFi into crypto.</p> <p><b>USDT Prem/Disc</b> reflects the USDT supply/demand imbalance, approximating the market's risk aversion towards USDT specifically, and/or the crypto market more broadly. The data is from Coinbase.</p> <p><b>TVL/ Crypto MC Ratio</b> = Total Value Locked / Crypto Market Cap. The ratio neutralizes the TVL changes caused by asset price fluctuations.</p>
<b>EVENTS CALENDAR</b>	CoinMarketCap Layer GG	<p><b>Events Calendar</b> provides a summary of major events happening throughout the month.</p>

\* The Daily Market Brief is published every business day, following the Singapore calendar, excluding public holidays



## About Presto

Presto is an algorithmic trading firm where researchers and engineers solve challenging problems in global financial markets. Our core strength lies in combining engineering, mathematics, and science to navigate both digital asset and traditional finance markets with precision. Presto Research, our research unit, provides expert-driven insights to help navigate these markets effectively.

Find out more at <https://www.prestolabs.io>.

Follow Presto for more content: [X](#), [LinkedIn](#)

Follow Presto Research for latest research : [X](#), [Telegram](#)

---

## Authors

**Peter Chung**, Head of Research [X](#), [Telegram](#), [LinkedIn](#)

**Min Jung**, Research Analyst [X](#), [Telegram](#), [LinkedIn](#)

---

## Required Disclosures

*Any expression of opinion (which may be subject to change without notice) is personal to the author and the author makes no guarantee of any sort regarding accuracy or completeness of any information or analysis supplied. The views and opinions expressed herein are those of the author(s) and do not necessarily reflect the views of Presto or its affiliates. This material by itself, is not and should not be construed as an offer or a solicitation to deal in any investment product or to enter into any legal relations. This material is for informational purposes only and is only intended for sophisticated investors, and is not intended to provide accounting, legal, or tax advice, or investment recommendations, or an official statement of Presto or its affiliates. Presto, its affiliates and its employees make no representation and assume no liability to the accuracy or completeness of the information provided. Presto, its affiliates and its employees also do not warrant that such information and publications are accurate, up to date or applicable to the circumstances of any particular case. Certain statements in this document provide predictions and there is no guarantee that such predictions are currently accurate or will ultimately be realized. Prior results that are presented here are not guaranteed and prior results do not guarantee future performance. Recipients should consult their advisors before making any investment decision. Presto or its affiliates may have financial interests in, or relationships with, some of the assets, entities and/or publications discussed or otherwise referenced in the materials. Certain links that may be provided in the materials are provided for convenience and do not imply Presto's endorsement, or approval of any third-party websites or their content. Any use, review, retransmission, distribution, or reproduction of these materials, in whole or in part, is strictly prohibited in any form without the express written approval of Presto. Presto Research and related logos are trademarks of Presto, or its affiliates.*