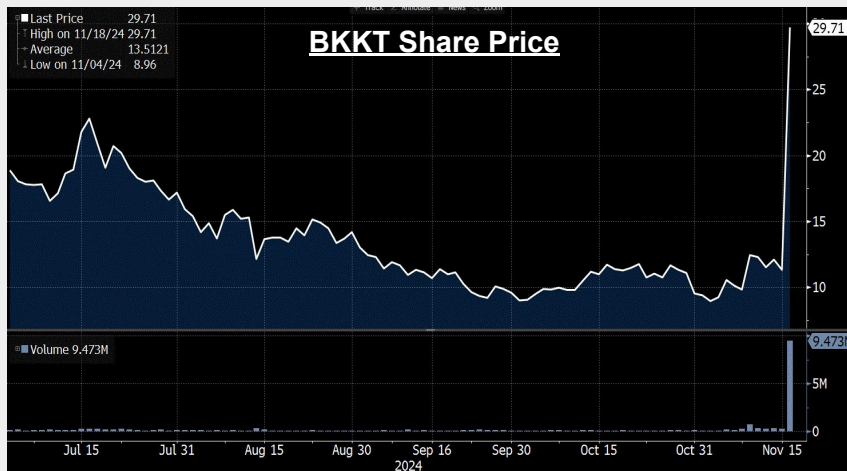


<b>BTC</b>	\$90,478.69 +0.7%	<b>S&amp;P500</b>	5,893.62 +0.4%	<b>US 10Y</b>	4.4138% -0.0276PPT	<b>WTI</b>	\$68.94 +3.3%
<b>ETH</b>	\$3,207.46 +4.3%	<b>Nasdaq</b>	18,792.43 +0.6%	<b>DXY</b>	106.23 -0.5%	<b>Gold</b>	\$2,616.60 +1.6%

- \$BTC traded within the \$89,500–\$92,500 range. Currently, \$BTC is trading at \$90,478, while \$ETH is trading at \$3,207. Bitcoin dominance stands at 59.70%.
- Two headlines emerged related to Trump: First, Donald Trump's social media company is reportedly in talks to acquire Bakkt, an ICE-founded crypto platform (see below for more) Second, Coinbase CEO Brian Armstrong is scheduled to meet with Donald Trump on Monday to discuss "personnel appointments."
- Additional headlines include: MicroStrategy acquiring 51,780 \$BTC for \$4.6 billion, Goldman Sachs planning to spin out its digital assets business, and Binance announcing the launch of a new stablecoin offering a 19.55% APY.
- Over the past 24 hours, the top three gainers were \$HBAR, \$XT, and \$AI6Z, while the top three losers were \$GOAT, \$MOODENG, and \$PNUT.

### Three Public Equity Headlines Signaling Crypto’s Growing Momentum

First, Bloomberg reports that IBIT options are likely to list on Nasdaq this Tuesday, ET, (tonight in Asia). This also suggests that options for the other four BTC ETFs (GBTC, FBTC, ARKB, BTB) could list very soon. The introduction of options enhances the versatility of these ETFs as investment assets, further accelerating BTC adoption as a legitimate asset class (see Presto’s [IBIT Options: Growth Potential & Price Impact](#) for more). Second, the FT reports that Trump Media (DJT), majority-owned by Donald Trump, is in talks to acquire the crypto exchange Bakkt (BKKT). While BKKT is not a meaningful player, this news foreshadows heightened crypto-related M&A activity in the coming years, as a pro-crypto environment draws traditional companies to explore opportunities in the space. Third, BTC miner Marathon Holdings (MARA) and Japan’s Metaplanet, Inc. (3350) both announced plans to issue debt to fund BTC purchases, borrowing a page from MicroStrategy’s (MSTR) playbook. This move highlights the growing influence of MSTR’s BTC strategy among listed companies worldwide, particularly in leveraging their privileged access to public funding markets.

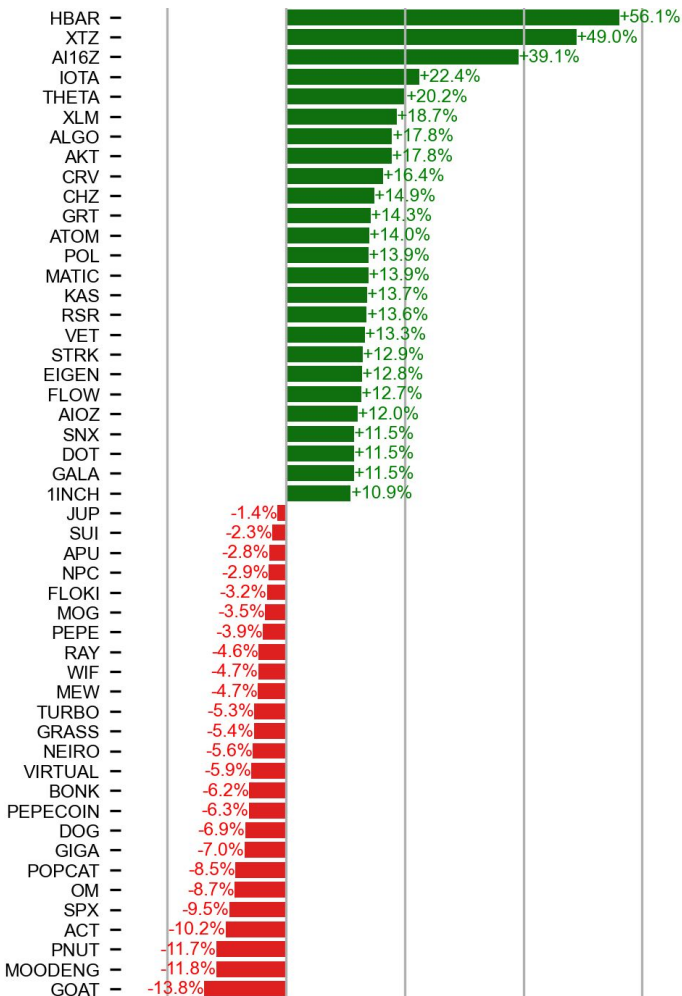


Source: Bloomberg

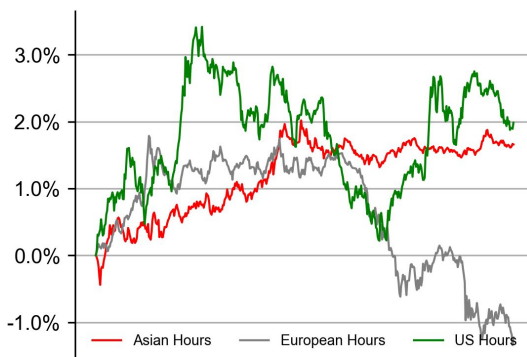
# PRICE ACTIONS

## 24H Price Change (Top/Bottom 25 from Top 200)

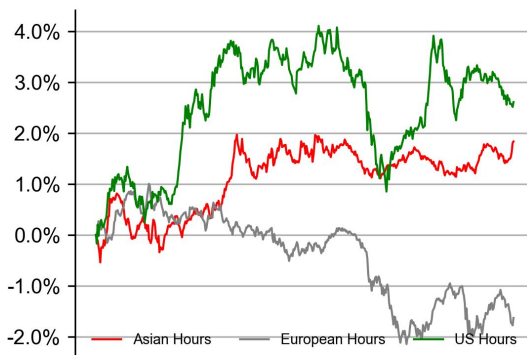
## Time Zone Analysis



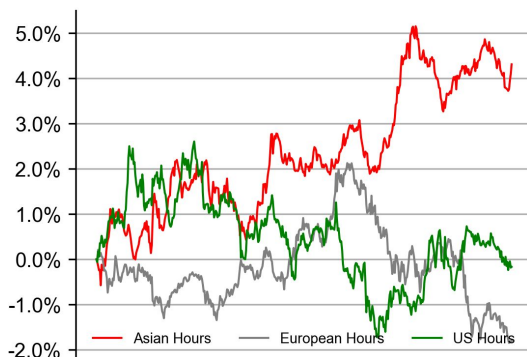
### BTC



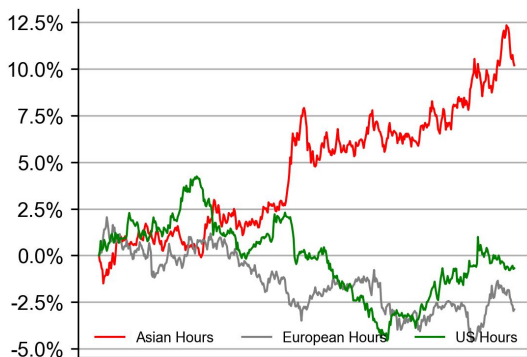
### ETH



### SOL

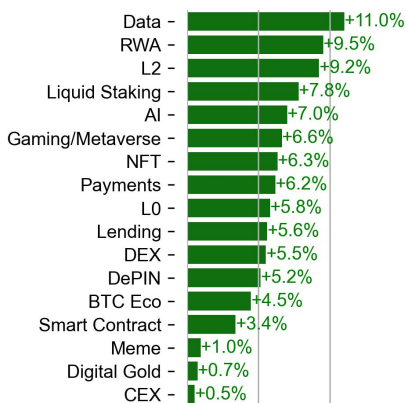
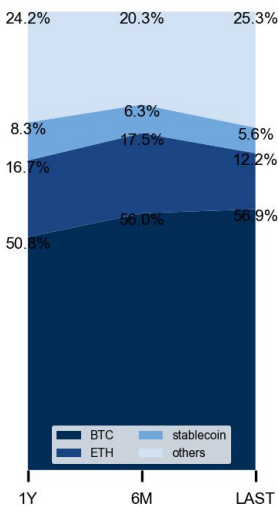


### XRP



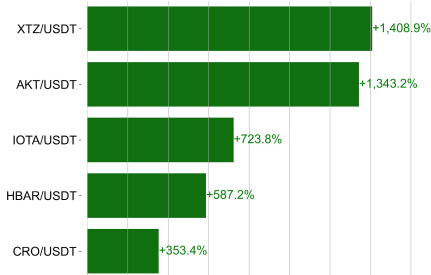
## Dominance Ratio

## Sector Performance

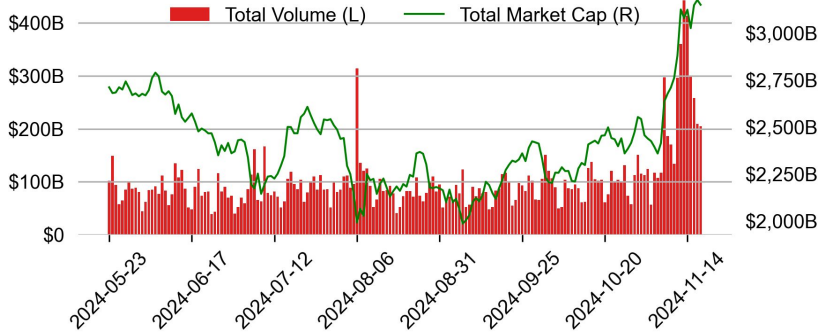


# TRADING VOLUME

## 24H Vol % Chg\*

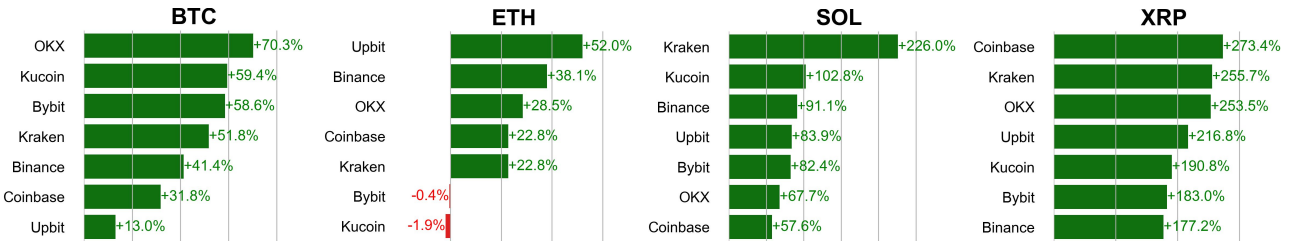


## Spot Volume



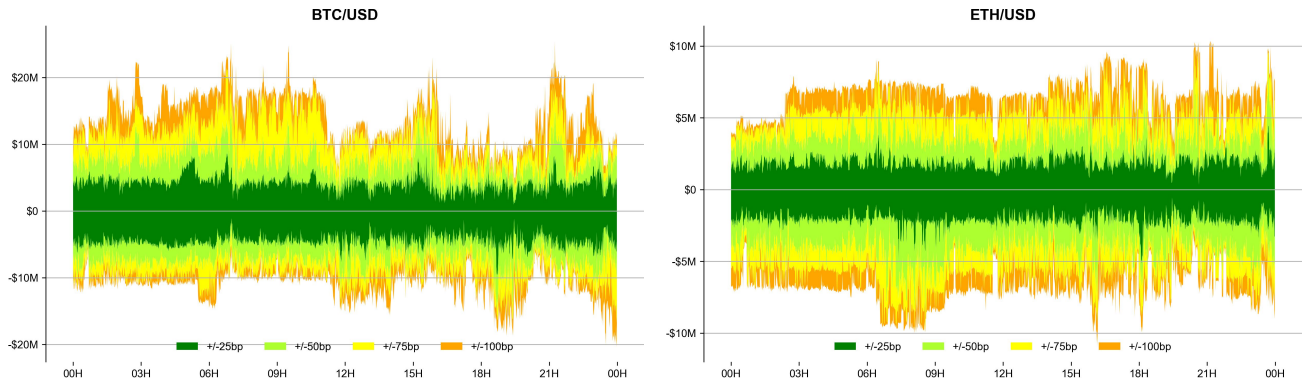
\* 5 largest 24H vol. change from the universe of top 50 assets by market cap

## Spot Volume Leaders (% chg vs ave)\*

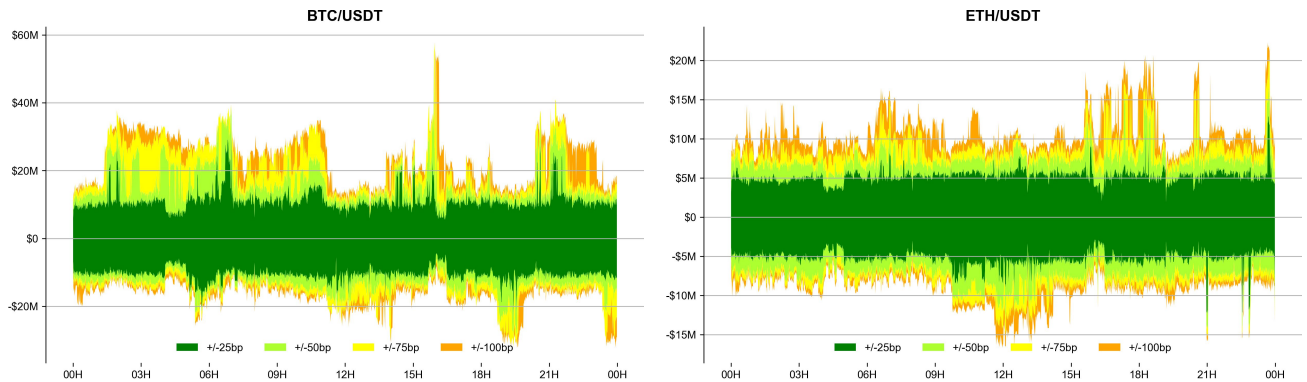


## ORDER BOOK DEPTH (within 1% best bid/ask)

### Coinbase

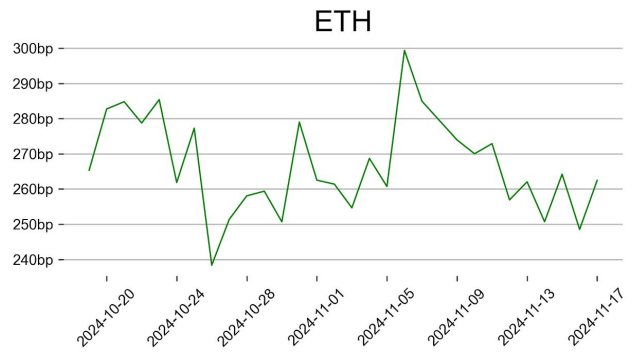
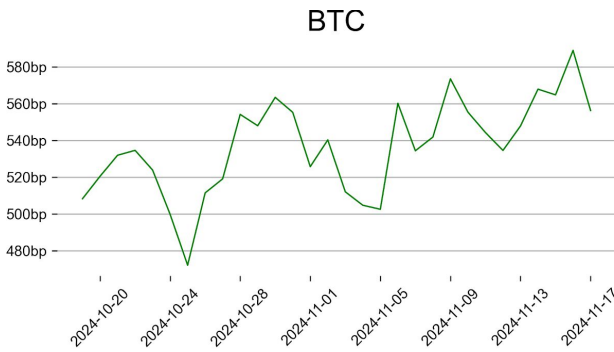


### Binance

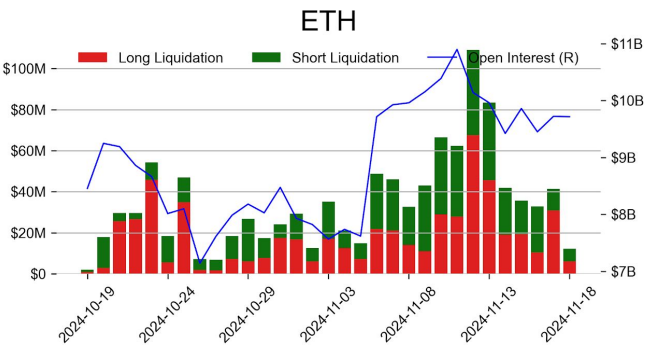
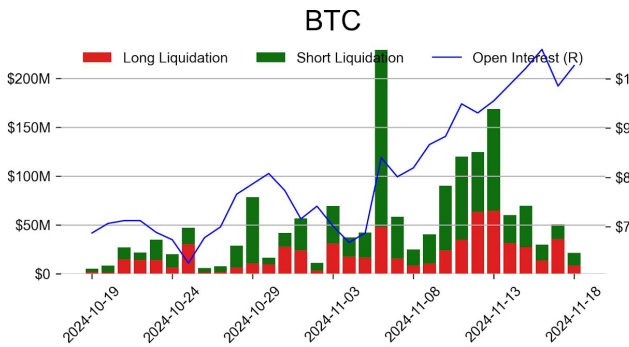


## DERIVATIVES

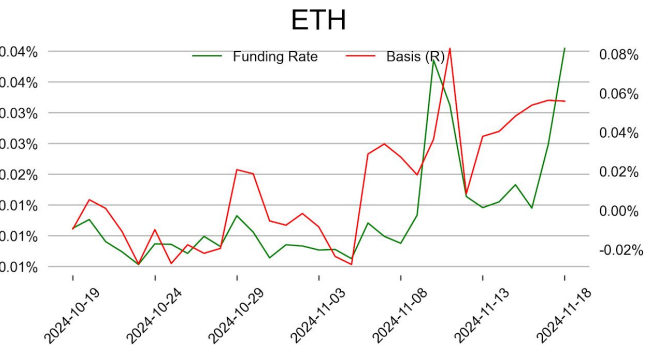
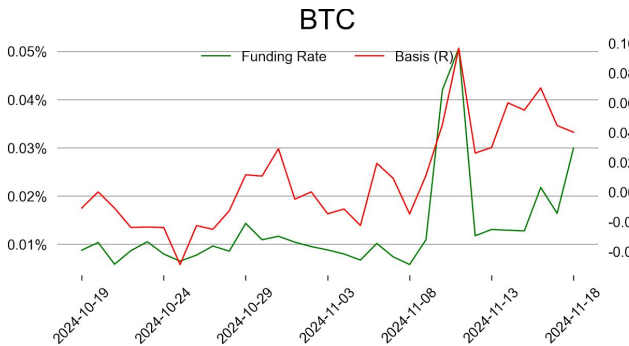
### Open Interest / Market Cap



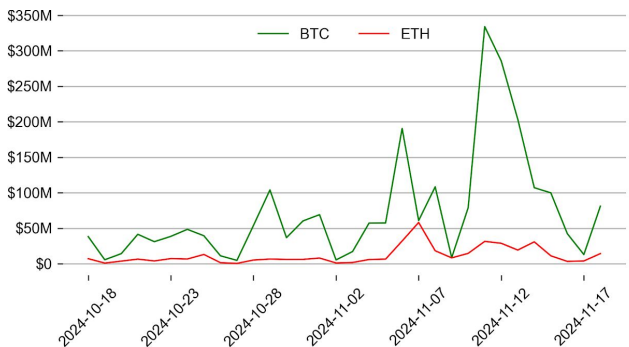
### Futures O.I. & Liquidations



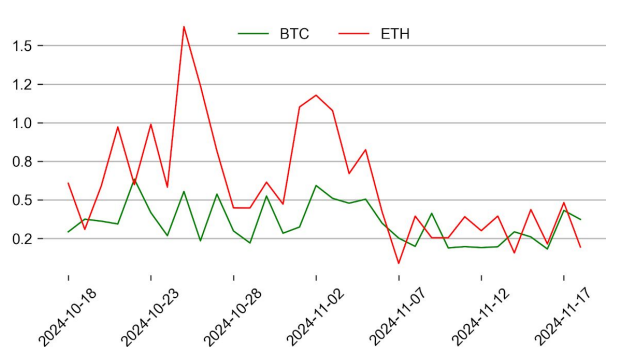
### Perps Funding Rate & Rolling Basis



### Option Volume



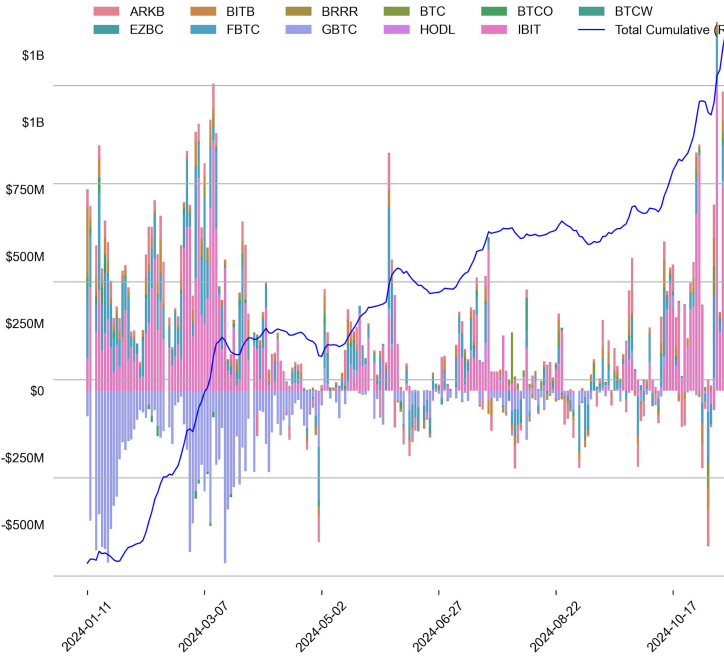
### Put Call Ratio



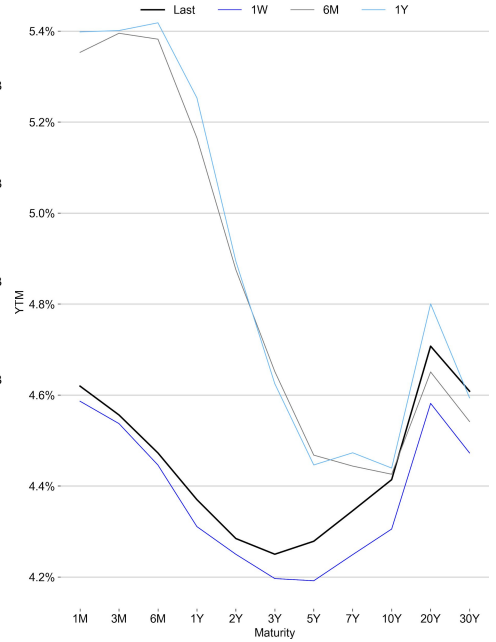
# TRADFI

	Stocks					FX				Commodity		Crypto Equity			
	S&P500	Nasdaq	EuroStoxx50	HSI	CSI300	USD/EUR	USD/JPY	USD/CNY	DXY	WTI	Gold	COIN	MSTR	MARA	RIOT
Last	5893.62	18792.43	4789.85	19576.61	3950.38	0.9438	154.62	7.2373	106.23	68.94	2616.60	325.55	384.83	18.11	12.16
1D	0.4%	0.6%	-0.1%	0.8%	-0.5%	-0.6%	-0.0%	0.1%	-0.5%	3.3%	1.6%	6.4%	13.0%	-14.0%	-1.7%
1M	0.5%	1.6%	-3.9%	-5.9%	0.6%	2.6%	3.4%	1.9%	2.7%	0.4%	-4.2%	47.8%	78.3%	-4.1%	23.3%
1Y	30.6%	33.0%	10.3%	12.2%	10.7%	3.0%	3.3%	0.4%	2.2%	-9.2%	31.8%	228.7%	-20.9%	81.1%	16.0%

## BTC Spot ETF Flow

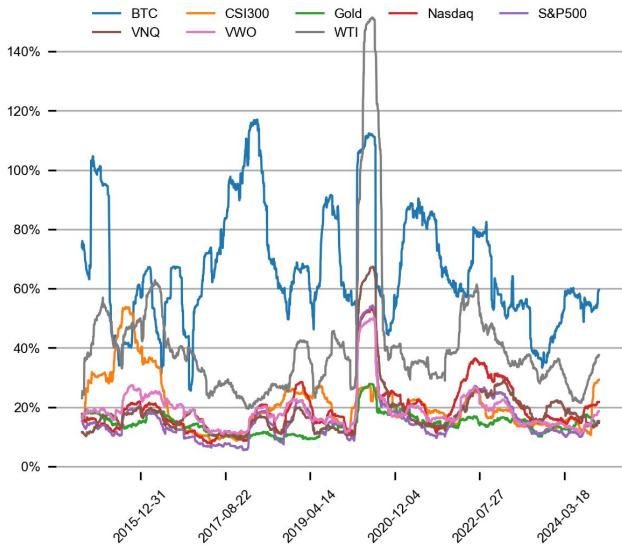


## US Treasury Yield Curve

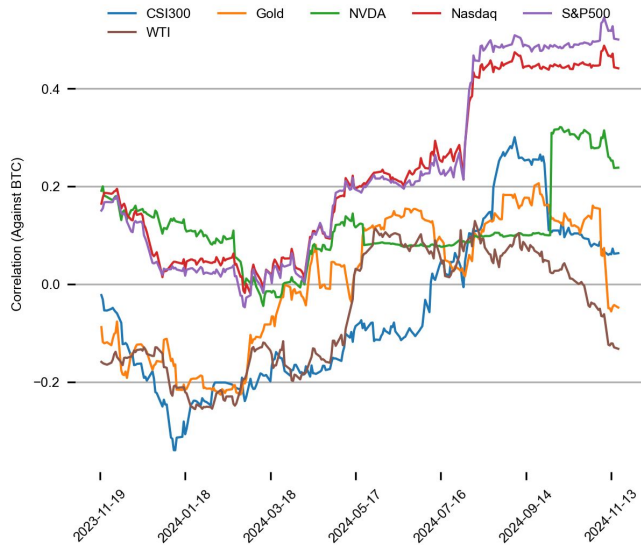


## CROSS ASSET METRICS

### Volatility



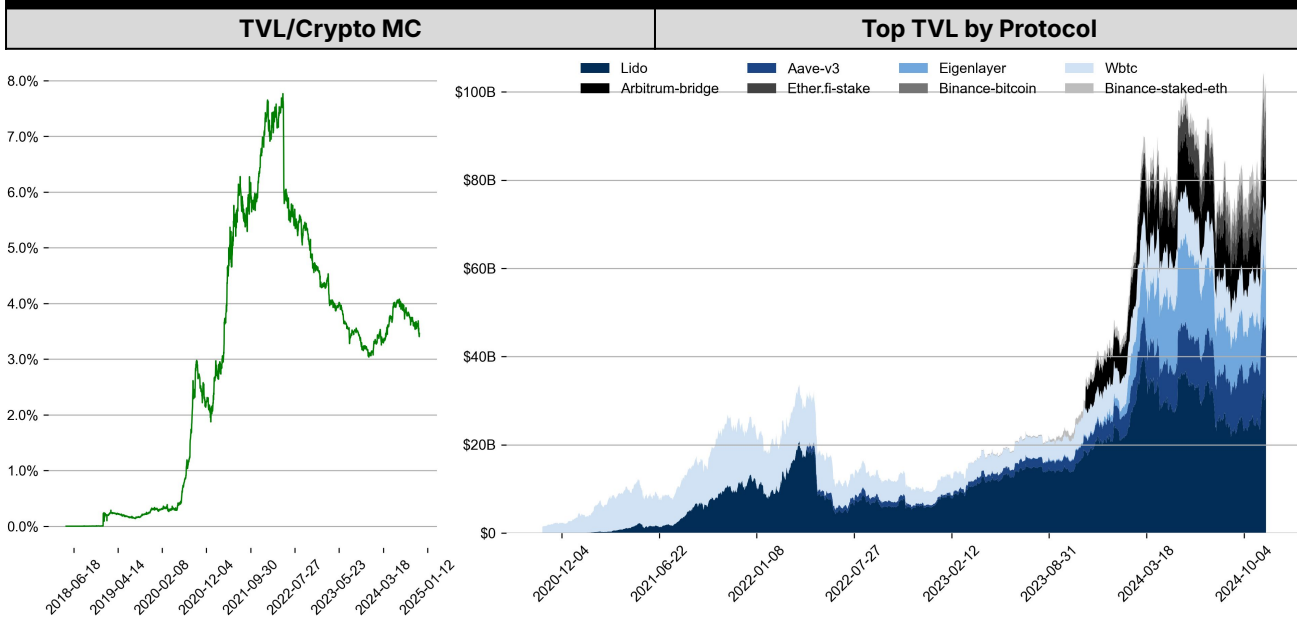
### Correlation



## STABLECOIN

Supply Change				USDT Prem/Disc
	Market Cap (\$mn)	Share	7D Change	
USDT_Trone	57,570	31.5%	-2.6%	
USDT_Ethereum	57,027	31.2%	+12.4%	
USDT_Omni	105	0.1%	0.0%	
USDC	37,292	20.4%	+1.2%	
DAI	4,621	2.5%	-1.9%	
FDUSD	2,279	1.2%	+12.9%	
Others	23,805	13.0%	+1.1%	
Total	182,700	100.0%	+3.2%	

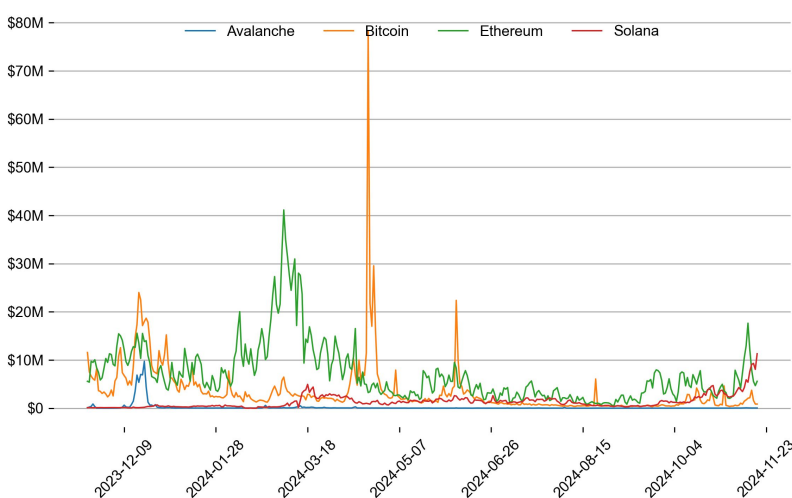
## ONCHAIN MOVES



### Top TVL Gainers\*

#	Name	7D Change
1	Aftermath AMM	+180.7%
2	Overnight USD+	+172.8%
3	DeSyn Safe	+90.5%
4	Avalon USDa	+61.5%
5	uniBTC Restaked	+39.7%

### Daily Network Fees



\* 5 largest 7 day TVL change in % terms from the universe of minimum \$100m TVL protocols, according to DefiLlama.

## EVENTS CALENDAR

Date	Title	Coins / Hosts
Nov 20, 2024	FTX Court Hearing	

## DATA EXPLAINER

Headers	Source	Note
<b>PRICE ACTIONS TRADING VOLUME ORDER BOOK DEPTH DERIVATIVES</b>	Presto Labs	<p><b>Time Zone Analysis</b> separates out the asset's price action according to the business hours in Asia, Europe and US region. This is to identify which geography is responsible for price actions of the last 24hrs. The cut-offs are,</p> <ul style="list-style-type: none"> <li>- Asia: UTC 22:00 -1 to UTC 6:00</li> <li>- Europe: UTC 6:00 to 14:00</li> <li>- US: UTC 14:00 to 22:00</li> </ul> <p><b>Sector</b> constituents are, AI(FET, AGIX, OCEAN), BTC Eco(BCH, BSV, ICP, STX, ORDI), CEX(BNB, CRO, OKB, KCS, BGB), Data(LINK, GRT), DePIN(ICP, FIL, AR, HNT, SIA), DEX(UNI, INJ, RUNE, SNX, DYDX, OSMO, CRV, CAKE, GMX), Digital Gold(BTC), Gaming/Metaverse(IMX, BEAM, SAND, GALA, AXS, WEMIX, RON), L0(AVAX, DOT, TIA), L2(MATIC, OP, MNT, ARB, STRK), Lending(MKR, AAVE, COMP), Liquid Staking(LDO, RPL, JTO), Meme(DOGE, SHIB, FLOKI), NFT(APE, BLUR), Payments(XRP, LTC, XLM, XMR, ZEC), RWA(ONDO, CFG), Smart Contract(ETH, BNB, SOL, ADA, TRX, TON, APT, NEAR, HBAR, VET, ALGO, FTM, SUI, FLOW, MINA). The sector return is market-cap weighted average of the constituents' returns.</p> <p><b>Exchanges:</b> 24H spot price &amp; volume % changes and dominance ratios are from CoinGecko. Time Zone Analysis is based on data from Binance. Spot volume leaders are based on data from Binance Bybit, Coinbase, Kraken, OKX, KuCoin, HTX, Upbit, Gate.io. Futures data are from Binance OKX, Bybit, KuCoin. Options data are from Deribit.</p>
<b>TRADFI</b>	Investing.com Farside Investors	<p><b>BTC Spot ETF Flows</b> are based on data shown on farside.co.uk at UTC 03:00. Due to varying data reporting schedules among ETF sponsors, the figures may not encompass data from all 10 ETFs.</p>
<b>STABLECOIN ONCHAIN MOVES</b>	DefiLlama	<p><b>Stablecoin Supply</b> is a proxy for fiat on/off ramp from TradFi into crypto.</p> <p><b>USDT Prem/Disc</b> reflects the USDT supply/demand imbalance, approximating the market's risk aversion towards USDT specifically, and/or the crypto market more broadly. The data is from Coinbase.</p> <p><b>TVL/ Crypto MC Ratio</b> = Total Value Locked / Crypto Market Cap. The ratio neutralizes the TVL changes caused by asset price fluctuations.</p>
<b>EVENTS CALENDAR</b>	CoinMarketCap Layer GG	<p><b>Events Calendar</b> provides a summary of major events happening throughout the month.</p>

\* The Daily Market Brief is published every business day, following the Singapore calendar, excluding public holidays



## About Presto

Presto is an algorithmic trading and financial services firm built on a foundation of quantitative research and engineering. Our core strength lies in combining engineering, mathematics, and science to navigate both digital asset and traditional finance markets with precision. Presto Research, our research unit, provides expert-driven insights to help navigate these markets effectively.

Find out more at <https://www.prestolabs.io>.

Follow Presto for more content: [X](#), [LinkedIn](#)

Follow Presto Research for latest research : [X](#), [Telegram](#)

---

## Authors

**Peter Chung**, Head of Research [X](#), [Telegram](#), [LinkedIn](#)

**Min Jung**, Research Analyst [X](#), [Telegram](#), [LinkedIn](#)

---

## Required Disclosures

*Any expression of opinion (which may be subject to change without notice) is personal to the author and the author makes no guarantee of any sort regarding accuracy or completeness of any information or analysis supplied. The views and opinions expressed herein are those of the author(s) and do not necessarily reflect the views of Presto or its affiliates. This material by itself, is not and should not be construed as an offer or a solicitation to deal in any investment product or to enter into any legal relations. This material is for informational purposes only and is only intended for sophisticated investors, and is not intended to provide accounting, legal, or tax advice, or investment recommendations, or an official statement of Presto or its affiliates. Presto, its affiliates and its employees make no representation and assume no liability to the accuracy or completeness of the information provided. Presto, its affiliates and its employees also do not warrant that such information and publications are accurate, up to date or applicable to the circumstances of any particular case. Certain statements in this document provide predictions and there is no guarantee that such predictions are currently accurate or will ultimately be realized. Prior results that are presented here are not guaranteed and prior results do not guarantee future performance. Recipients should consult their advisors before making any investment decision. Presto or its affiliates may have financial interests in, or relationships with, some of the assets, entities and/or publications discussed or otherwise referenced in the materials. Certain links that may be provided in the materials are provided for convenience and do not imply Presto's endorsement, or approval of any third-party websites or their content. Any use, review, retransmission, distribution, or reproduction of these materials, in whole or in part, is strictly prohibited in any form without the express written approval of Presto. Presto Research and related logos are trademarks of Presto, or its affiliates.*