

Sep 11, 2024 (UTC -02:00)

What to Watch For in the Trump-Harris Debate

BTC	\$57,634.95 +1.0%	S&P500	5,495.52 +0.4%	US 10Y	3.6386% -0.0656PPT	WTI	\$66.25 -3.6%
ETH	\$2,387.71 +1.2%	Nasdaq	17,025.79 +0.8%	DXY	101.66 +0.0%	Gold	\$2,547.60 +0.6%

- Without a dominant headline, \$BTC traded within the 56k–58k range. As of now, \$BTC is trading at \$57,634, and \$ETH is trading at \$2,387.
- Nansen announced that it acquired Stakewith.us, a non-custodial staking service provider with over \$80 million staked, enabling users to stake their assets across 20+ ecosystems.
- Other headlines include Caroline Ellison being scheduled for sentencing on the 24th of September, crypto ETFs from State Street and Galaxy Digital beginning trading, and Japan’s Metaplanet purchasing an additional \$2 million in bitcoin.
- During the last 24 hours, the top three gainers were \$SUPER, \$RLB, and \$WOO, while the top three losers were \$STRK, \$SUI, and \$AR.

What to Watch For in the Trump-Harris Debate

First, today’s U.S. presidential debate could potentially be a make-or-break moment for the crypto industry, as it may be the only showdown between the two candidates before the November election. (no confirmation of a second debate yet). Second, while legacy polls indicate a close race, the world’s most liquid betting site, Polymarket, has consistently shown Trump as the leader. Granted, its signal may be distorted due to sample bias (as a blockchain-based platform, its users may mostly be ‘crypto-bros’), but legacy polls are not without their own biases either. Recall how Trump’s 2016 victory was seen as a ‘surprise’ after legacy polls failed to capture the so-called ‘shy-Trump’ supporters. Third, while crypto may not be discussed during the debate, if it is, it would be the first time Harris addresses the topic publicly, which would

be an important factor in crypto risk pricing.

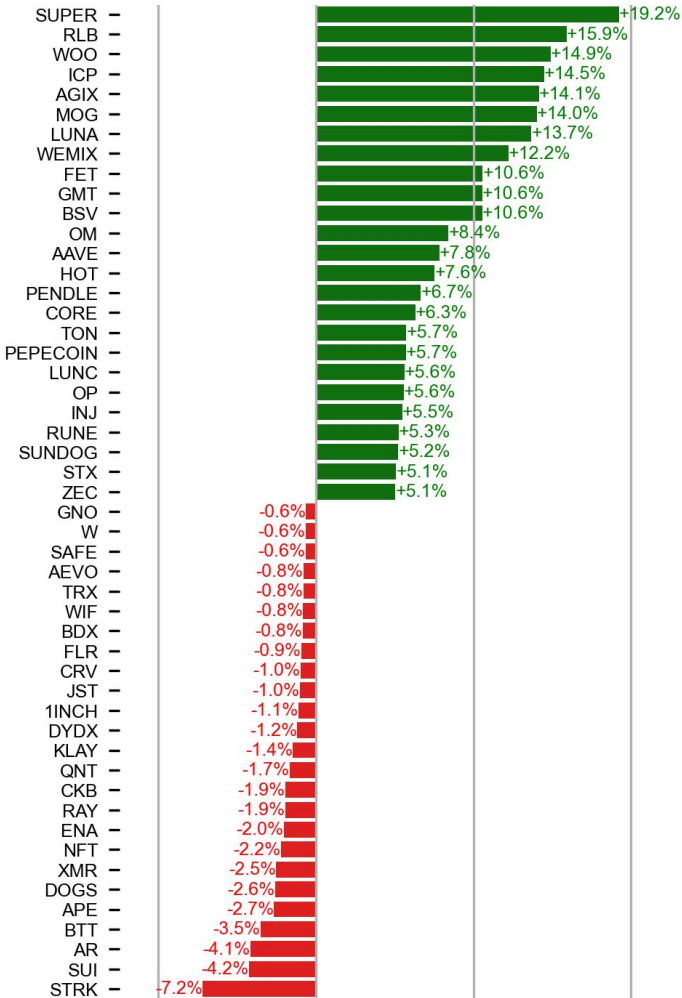
The screenshot shows a Polymarket page for the question "What will Kamala say at the debate?". It lists various outcomes with their respective chances and betting amounts. The "Crypto/Bitcoin" outcome is highlighted with a red dashed box, showing a 11% chance and a bet amount of \$174,633.

OUTCOME	% CHANCE	Bet Yes	Bet No
Abortion	89%	\$171,166	\$12c
Convicted Felon	56%	\$196,666	\$45c
Liar	40%	\$162,668	\$63c
Project 2025	85%	\$147,637	\$16c
I'm speaking	19%	\$196,613	\$82c
Border 5+ times	65%	\$110,545	\$36c
Inflation	90%	\$28,030	\$11c
Crypto/Bitcoin	11%	\$174,633	\$90.4c
Artificial Intelligence	38%	\$80,880	\$63c
Wall	35%	\$46,832	\$66c

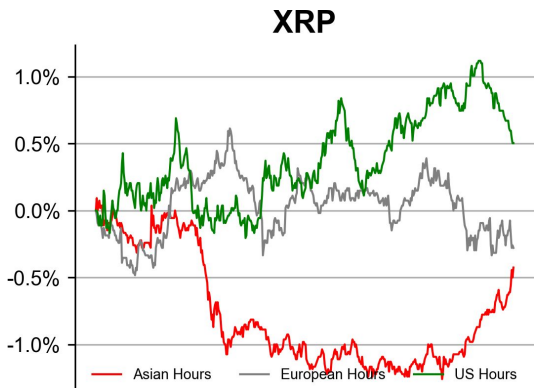
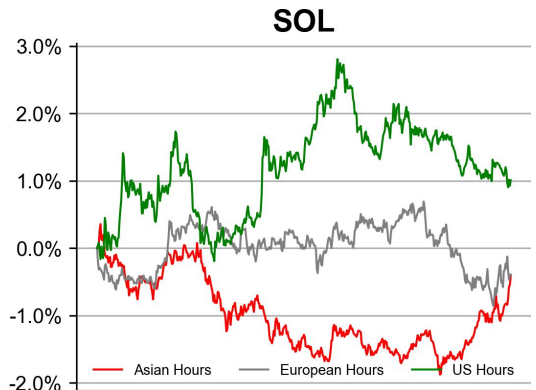
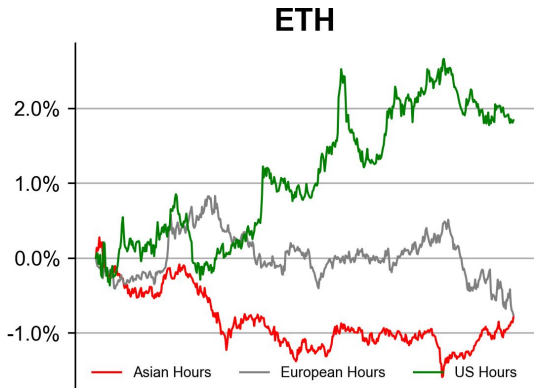
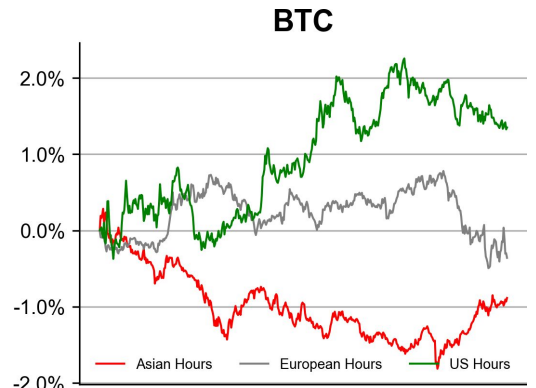
Source: Polymarket

PRICE ACTIONS

24H Price Change (Top/Bottom 25 from Top 200)

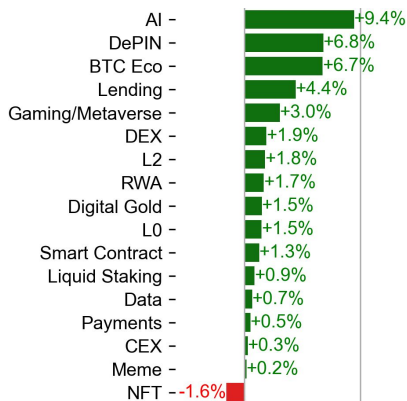
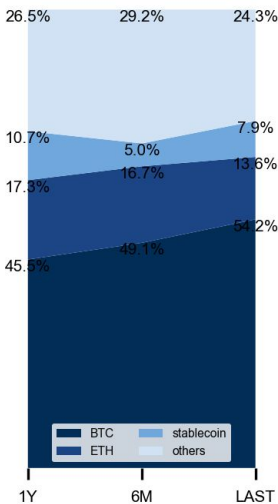


Time Zone Analysis



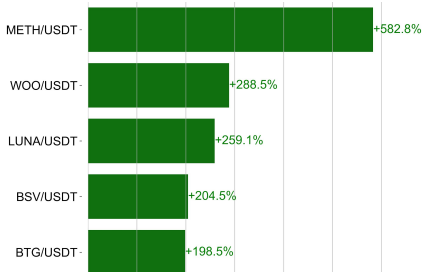
Dominance Ratio

Sector Performance



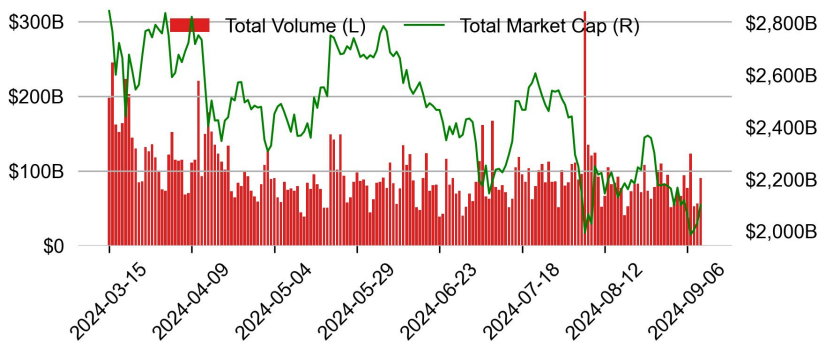
TRADING VOLUME

24H Vol % Chg*

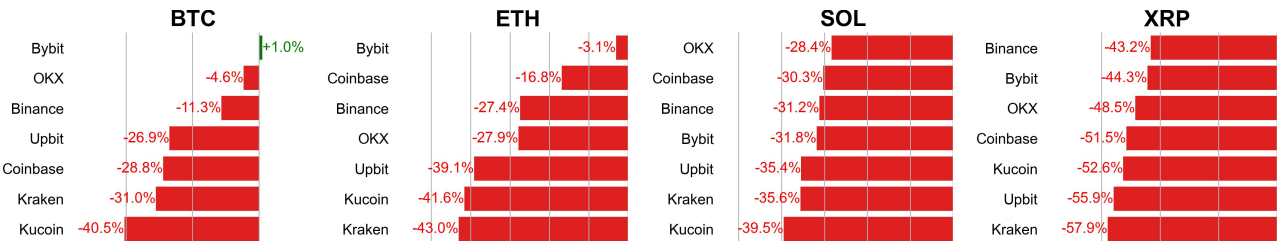


* 5 largest 24H vol. change from the universe of top 50 assets by market cap

Spot Volume

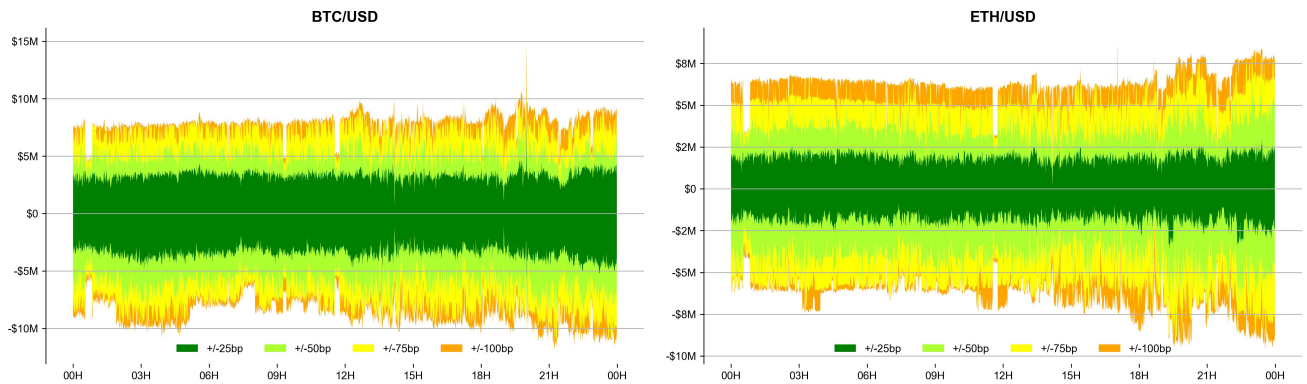


Spot Volume Leaders (% chg vs ave)*

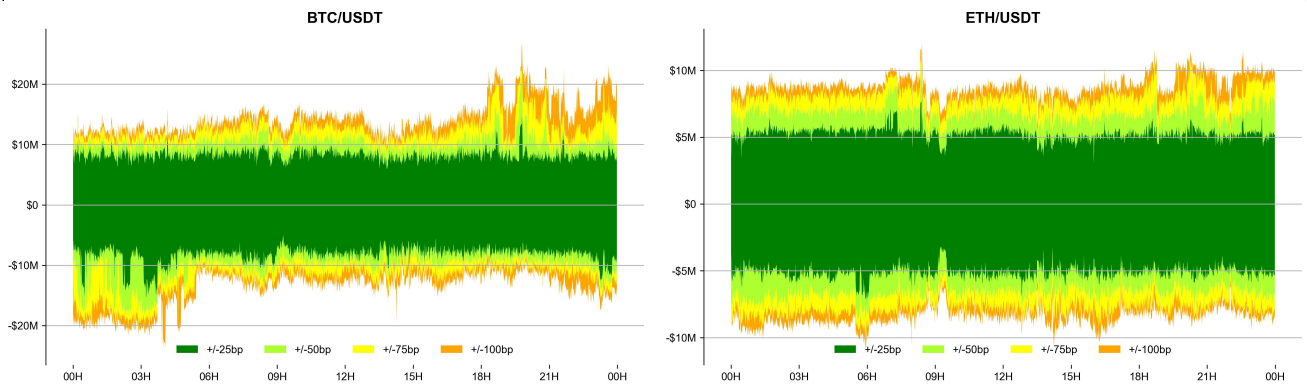


ORDER BOOK DEPTH (within 1% best bid/ask)

Coinbase

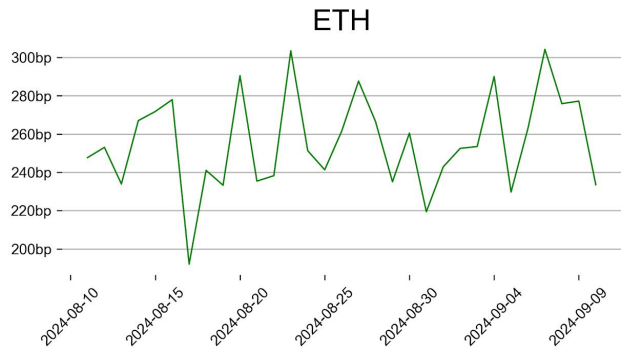
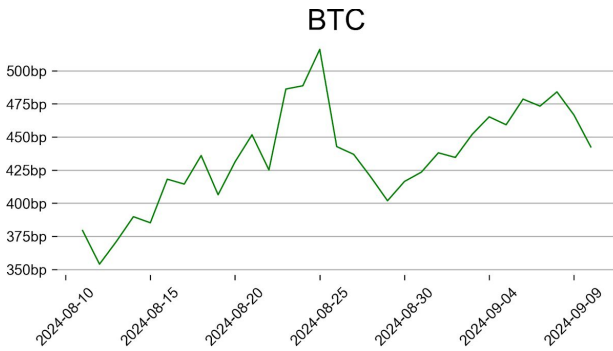


Binance

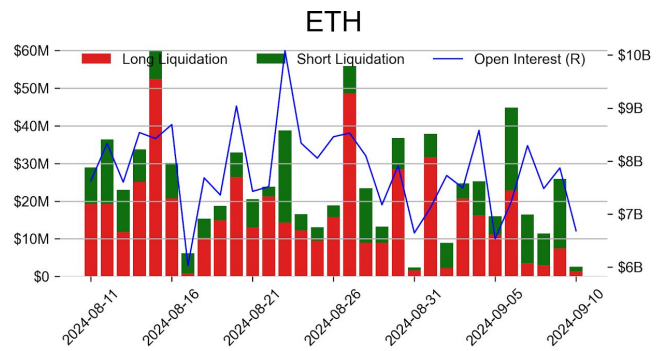
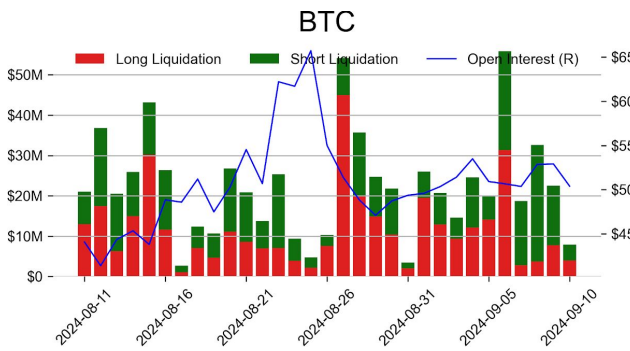


DERIVATIVES

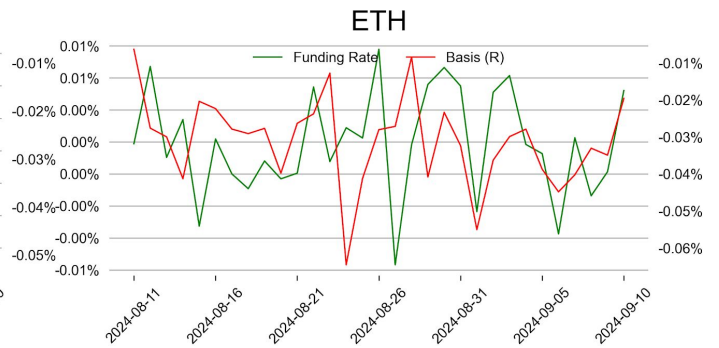
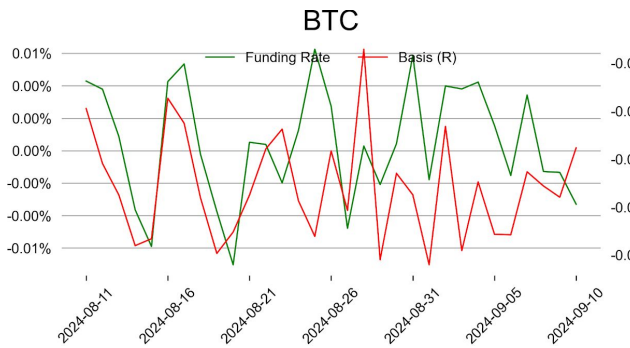
Open Interest / Market Cap



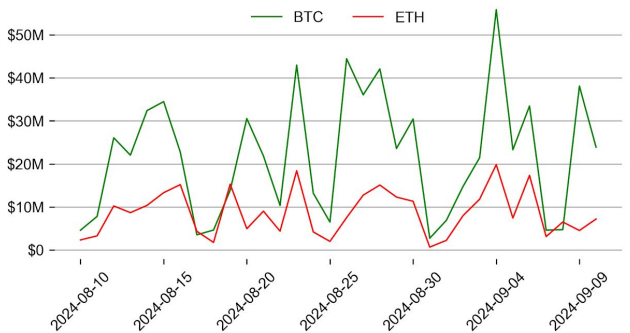
Futures O.I. & Liquidations



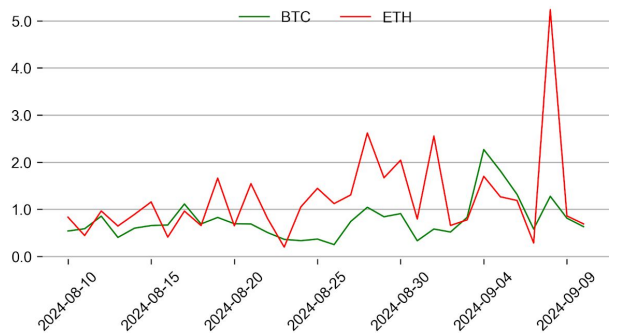
Perps Funding Rate & Rolling Basis



Option Volume



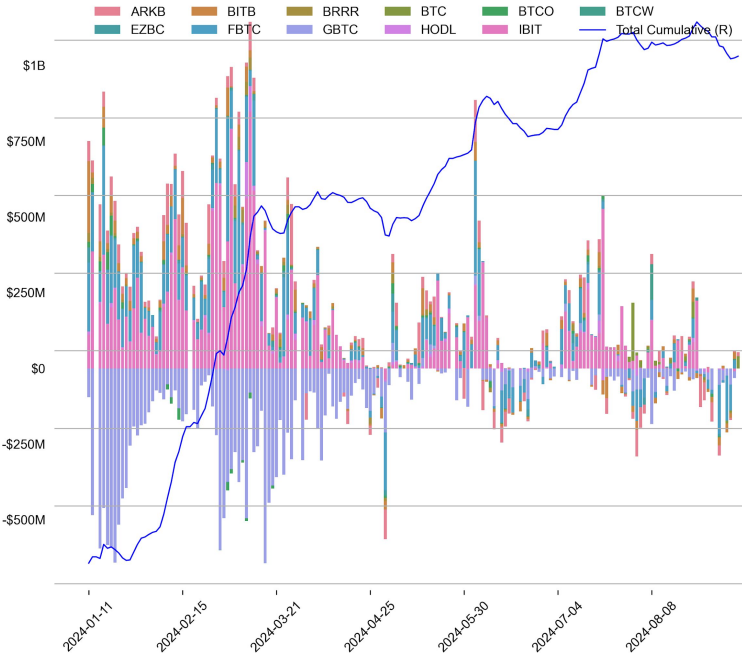
Put Call Ratio



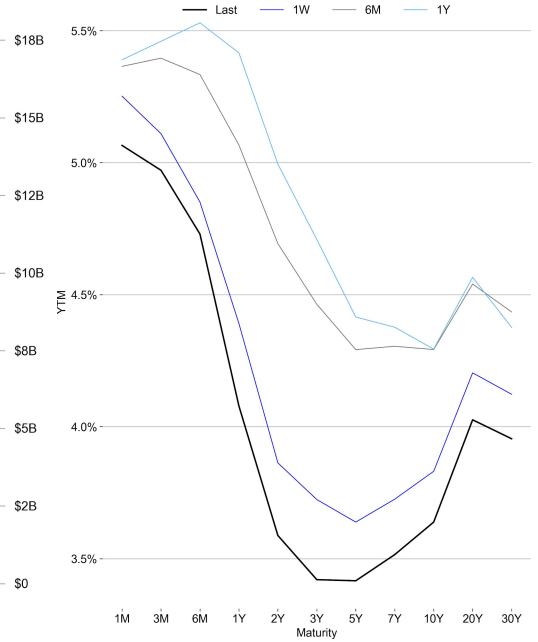
TRADFI

	Stocks					FX				Commodity		Crypto Equity			
	S&P500	Nasdaq	EuroStoxx50	HSI	CSI300	USD/EUR	USD/JPY	USD/CNY	DXY	WTI	Gold	COIN	MSTR	MARA	RIOT
Last	5495.52	17025.79	4745.15	17234.09	3195.76	0.9074	142.23	7.1207	101.66	66.25	2547.60	158.46	129.64	15.94	7.24
1D	0.4%	0.8%	-0.7%	0.2%	0.1%	0.1%	-0.7%	0.1%	0.0%	-3.6%	0.6%	2.2%	3.9%	9.0%	6.3%
1M	2.8%	1.7%	1.5%	0.8%	-4.1%	-0.9%	-3.0%	-0.6%	-1.5%	-13.8%	3.0%	-19.3%	-4.2%	-6.4%	-10.2%
1Y	22.5%	22.3%	11.5%	-4.8%	-15.2%	-2.4%	-3.0%	-2.3%	-2.8%	-24.1%	30.8%	96.6%	-62.2%	58.3%	-28.6%

BTC Spot ETF Flow

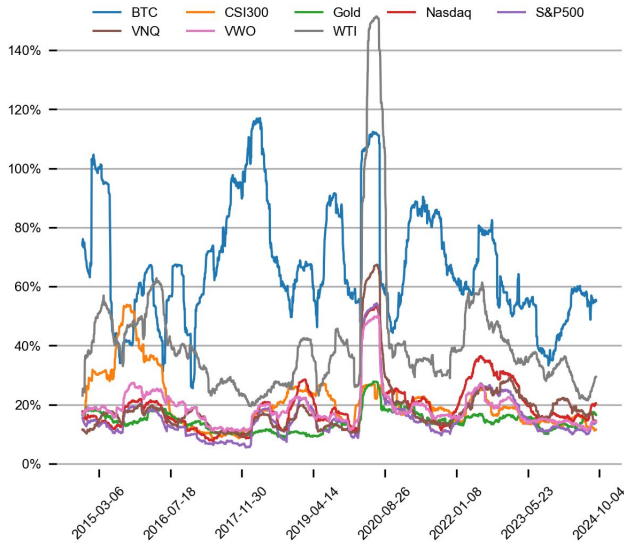


US Treasury Yield Curve

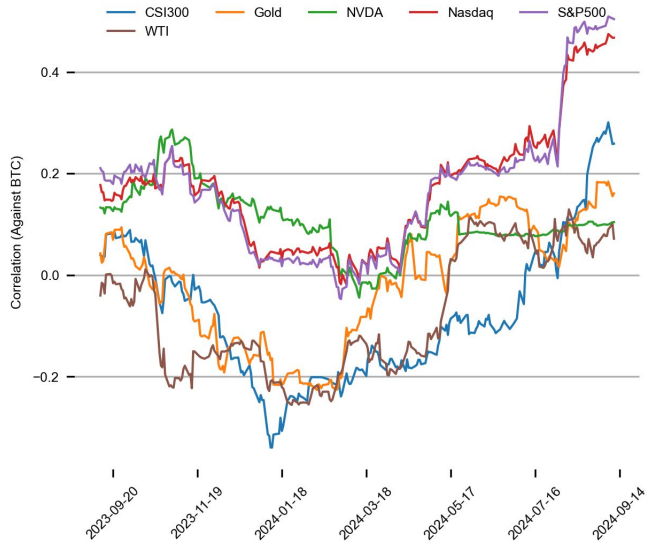


CROSS ASSET METRICS

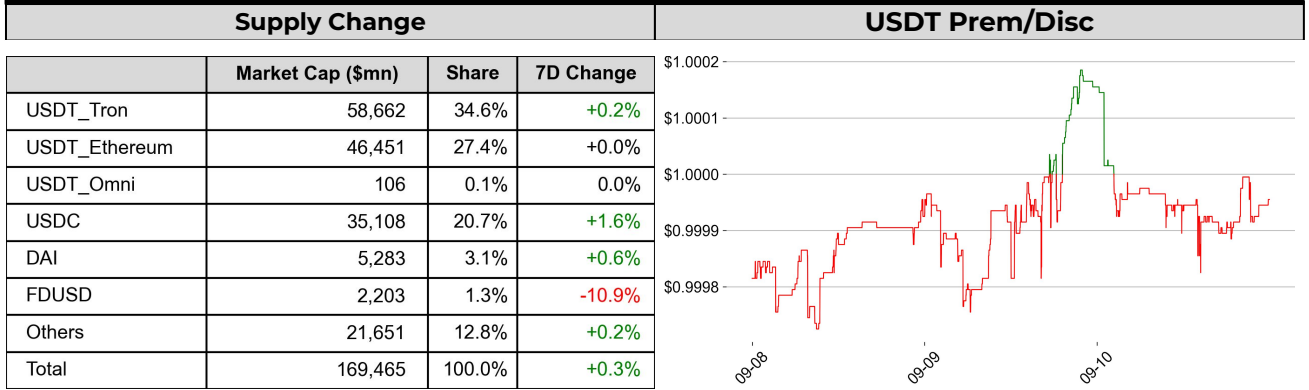
Volatility



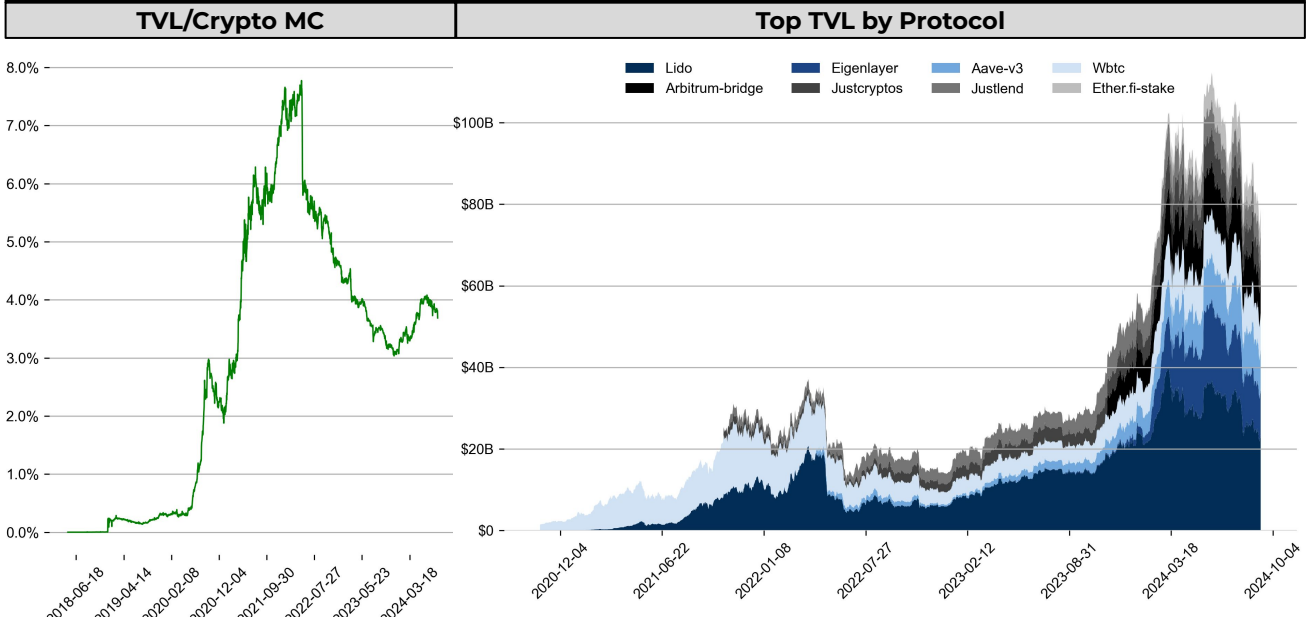
Correlation



STABLECOIN



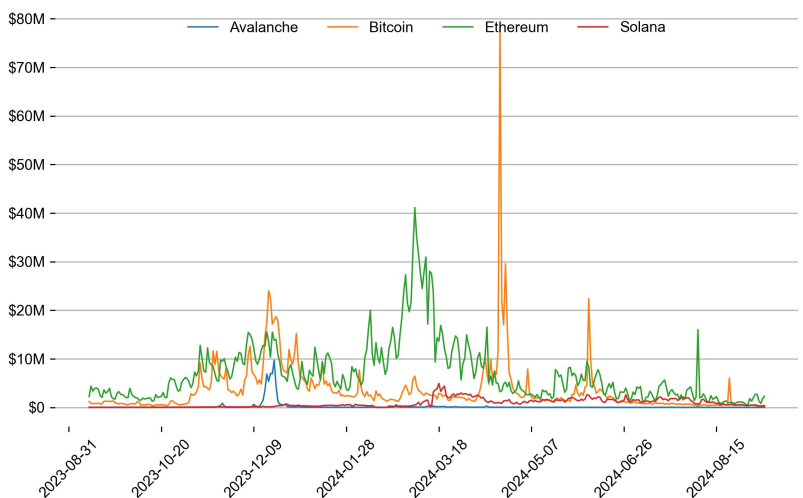
ONCHAIN MOVES



Top TVL Gainers*

#	Name	7D Change
1	Colend Protocol	+544.8%
2	Pell Network	+85.1%
3	Tonstakers	+30.1%
4	Suilend	+22.9%
5	Polymarket	+18.9%

Daily Network Fees



* 5 largest 7 day TVL change in % terms from the universe of minimum \$100m TVL protocols, according to DefiLlama.

EVENTS CALENDAR

Date	Title	Coins / Hosts
Sep 11, 2024	\$11.33M Token Unlock	\$APTOS
Sep 16, 2024	Token2049	
Sep 16, 2024	\$92.65M Token Unlock	\$ARB
Sep 18, 2024	SKY & USDS Release	\$MKR
Sep 20, 2024	Mainnet Launch	DUSK
Sep 25, 2024	Hard Fork	EOS
Sep 30, 2024	Sonic Chain Launch	\$FTM

DATA EXPLAINER

Headers	Source	Note
PRICE ACTIONS TRADING VOLUME ORDER BOOK DEPTH DERIVATIVES	Presto Labs	<p>Time Zone Analysis separates out the asset's price action according to the business hours in Asia, Europe and US region. This is to identify which geography is responsible for price actions of the last 24hrs. The cut-offs are,</p> <ul style="list-style-type: none"> - Asia: UTC 22:00 -1 to UTC 6:00 - Europe: UTC 6:00 to 14:00 - US: UTC 14:00 to 22:00 <p>Sector constituents are, AI(FET, AGIX, OCEAN), BTC Eco(BCH, BSV, ICP, STX, ORDI), CEX(BNB, CRO, OKB, KCS, BGB), Data(LINK, GRT), DePIN(ICP, FIL, AR, HNT, SIA), DEX(UNI, INJ, RUNE, SNX, DYDX, OSMO, CRV, CAKE, GMX), Digital Gold(BTC), Gaming/Metaverse(IMX, BEAM, SAND, GALA, AXS, WEMIX, RON), L0(AVAX, DOT, TIA), L2(MATIC, OP, MNT, ARB, STRK), Lending(MKR, AAVE, COMP), Liquid Staking(LDO, RPL, JTO), Meme(DOGE, SHIB, FLOKI), NFT(APE, BLUR), Payments(XRP, LTC, XLM, XMR, ZEC), RWA(ONDO, CFG), Smart Contract(ETH, BNB, SOL, ADA, TRX, TON, APT, NEAR, HBAR, VET, ALGO, FTM, SUI, FLOW, MINA). The sector return is market-cap weighted average of the constituents' returns.</p> <p>Exchanges: 24H spot price & volume % changes and dominance ratios are from CoinGecko. Time Zone Analysis is based on data from Binance. Spot volume leaders are based on data from Binance Bybit, Coinbase, Kraken, OKX, KuCoin, HTX, Upbit, Gate.io. Futures data are from Binance OKX, Bybit, KuCoin. Options data are from Deribit.</p>
TRADFI	Investing.com Farside Investors	<p>BTC Spot ETF Flows are based on data shown on farside.co.uk at UTC 03:00. Due to varying data reporting schedules among ETF sponsors, the figures may not encompass data from all 10 ETFs.</p>
STABLECOIN ONCHAIN MOVES	DefiLlama	<p>Stablecoin Supply is a proxy for fiat on/off ramp from TradFi into crypto. USDT Prem/Disc reflects the USDT supply/demand imbalance, approximating the market's risk aversion towards USDT specifically, and/or the crypto market more broadly. The data is from Coinbase.</p> <p>TVL/ Crypto MC Ratio = Total Value Locked / Crypto Market Cap. The ratio neutralizes the TVL changes caused by asset price fluctuations.</p>
EVENTS CALENDAR	CoinMarketCap	<p>Events Calendar provides a summary of major events happening throughout the month.</p>

* The Daily Market Brief is published every business day, following the Singapore calendar, excluding public holidays

About Presto

Presto is a Singapore-based algorithmic trading and financial services firm founded in 2014. Presto focuses on delivering exceptional value for clients through rigorous research-driven approach to investment and trade execution. With more than a 100 million trade executions in a day, Presto is a leading financial services firm in both digital assets and traditional finance markets.

Find out more at <https://www.prestolabs.io>.

Follow Presto for more content: [X](#), [Telegram](#), [LinkedIn](#)

Authors

Peter Chung, Head of Research : [X](#), [Telegram](#), [LinkedIn](#)

Min Jung, Research Analyst : [X](#), [Telegram](#), [LinkedIn](#)

Required Disclosures

Any expression of opinion (which may be subject to change without notice) is personal to the author and the author makes no guarantee of any sort regarding accuracy or completeness of any information or analysis supplied. The views and opinions expressed herein are those of the author(s) and do not necessarily reflect the views of Presto Labs or its affiliates. This material by itself, is not and should not be construed as an offer or a solicitation to deal in any investment product or to enter into any legal relations. This material is for informational purposes only and is only intended for sophisticated investors, and is not intended to provide accounting, legal, or tax advice, or investment recommendations, or an official statement of Presto Labs or its affiliates. Presto Labs, its affiliates and its employees make no representation and assume no liability to the accuracy or completeness of the information provided. Presto Labs, its affiliates and its employees also do not warrant that such information and publications are accurate, up to date or applicable to the circumstances of any particular case. Certain statements in this document provide predictions and there is no guarantee that such predictions are currently accurate or will ultimately be realized. Prior results that are presented here are not guaranteed and prior results do not guarantee future performance. Recipients should consult their advisors before making any investment decision. Presto Labs or its affiliates may have financial interests in, or relationships with, some of the assets, entities and/or publications discussed or otherwise referenced in the materials. Certain links that may be provided in the materials are provided for convenience and do not imply Presto Labs' endorsement, or approval of any third-party websites or their content. Any use, review, retransmission, distribution, or reproduction of these materials, in whole or in part, is strictly prohibited in any form without the express written approval of Presto Labs. Presto Research and related logos are trademarks of Presto Labs, or its affiliates.