

|            |                    |                   |                  |               |                |             |                   |
|------------|--------------------|-------------------|------------------|---------------|----------------|-------------|-------------------|
| <b>BTC</b> | <b>\$89,930.89</b> | <b>S&amp;P500</b> | <b>5,738.48</b>  | <b>US 10Y</b> | <b>4.2800%</b> | <b>WTI</b>  | <b>\$66.32</b>    |
|            | -0.8%              |                   | -1.8%            |               | +0.0006PPT     |             | +0.0%             |
| <b>ETH</b> | <b>\$2,202.39</b>  | <b>Nasdaq</b>     | <b>18,069.26</b> | <b>DXY</b>    | <b>104.20</b>  | <b>Gold</b> | <b>\$2,917.14</b> |
|            | -1.8%              |                   | -2.6%            |               | -0.1%          |             | -0.3%             |

- Crypto market sold off as equities declined during the U.S. open but recovered most of the losses. As of now, \$BTC is trading at \$89,930, and \$ETH is trading at \$2,202. Bitcoin dominance stands at 61.55%.
- Just a couple of minutes ago, President Trump signed an Executive Order to establish a Strategic Bitcoin Reserve. According to David Sacks, the reserve will be funded with Bitcoin owned by the federal government, which was forfeited through criminal or civil asset forfeiture proceedings.
- Other notable headlines include: SBF gives a 45-minute interview to Tucker Carlson from prison, YZi Labs has invested in Tensorplex Labs, and Sui has unveiled a collaboration with World Liberty Financial.
- Over the last 24 hours, the top three gainers were \$CRO, \$BGB, and \$ENA, while the top three losers were \$HYPE, \$SNEK, and \$S.

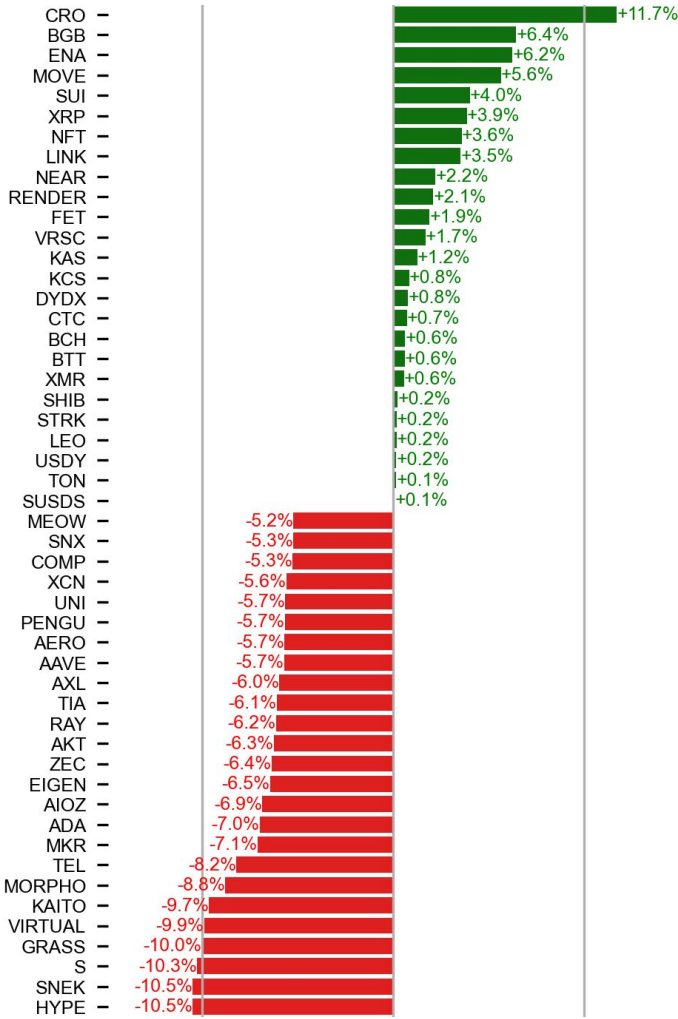
### Texas One Vote Away from a Bitcoin Reserve

Lone Star State is now just a governor’s vote away from becoming the first U.S. state to establish a digital asset reserve. Last night, the Texas Senate passed SB-21, a bill aimed at acquiring Bitcoin and other digital assets. It still requires approval from the executive branch, but a veto is unlikely given that Governor Greg Abbott (R) is a known Bitcoin advocate. Over the years, he has pushed for Texas to become the "crypto capital." Actions speak louder than words – Texas is now home to seven major mining operations and more than 20 smaller ones. As early as 2021, Texas was among the first states to make it easier for businesses to use BTC as loan collateral. That same year, Abbott created the Work Group on Blockchain Matters, staffed by industry experts – four years ahead of the federal government.

Source: capitol.texas.gov

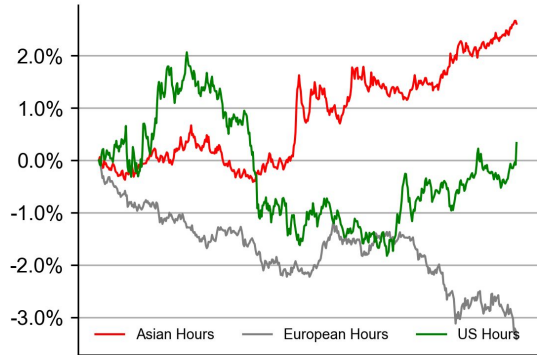
# PRICE ACTIONS

## 24H Price Change (Top/Bottom 25 from Top 200)

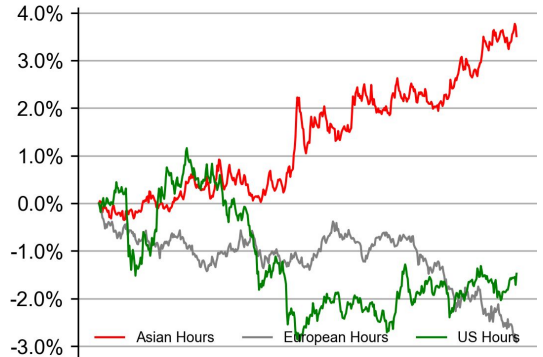


## Time Zone Analysis

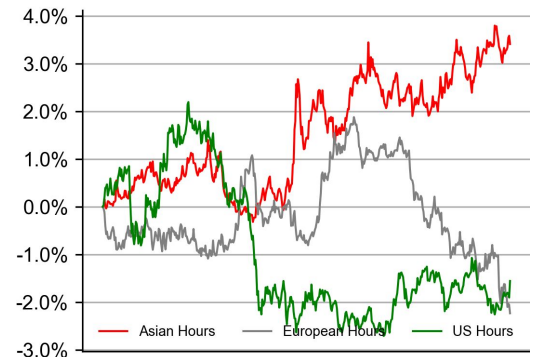
### BTC



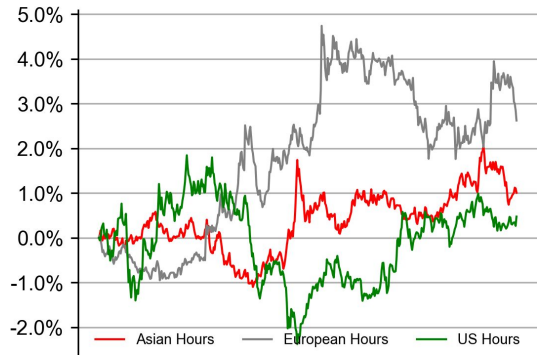
### ETH



### SOL

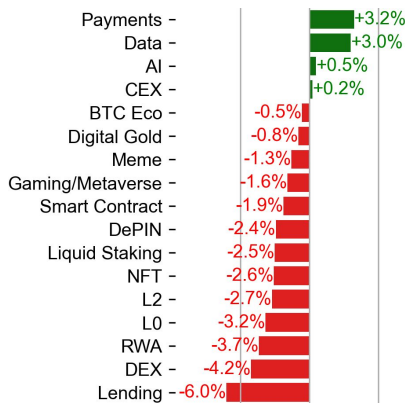
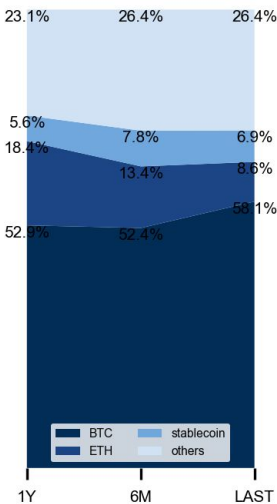


### XRP



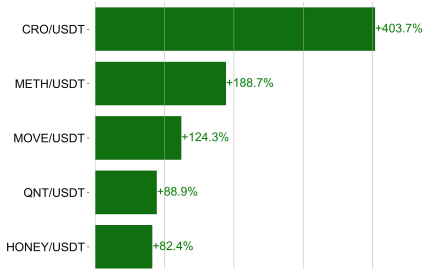
## Dominance Ratio

## Sector Performance

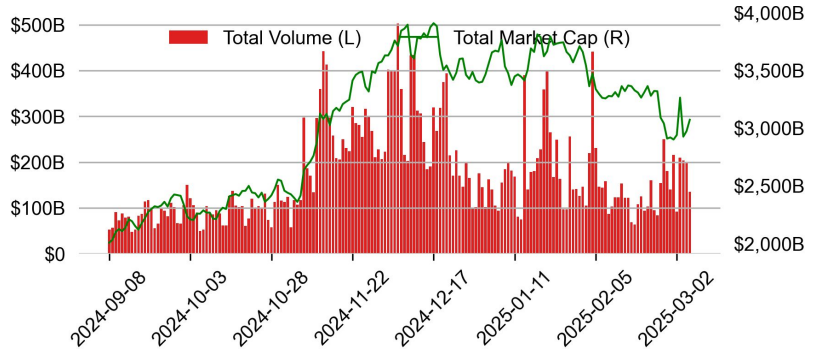


# TRADING VOLUME

## 24H Vol % Chg\*

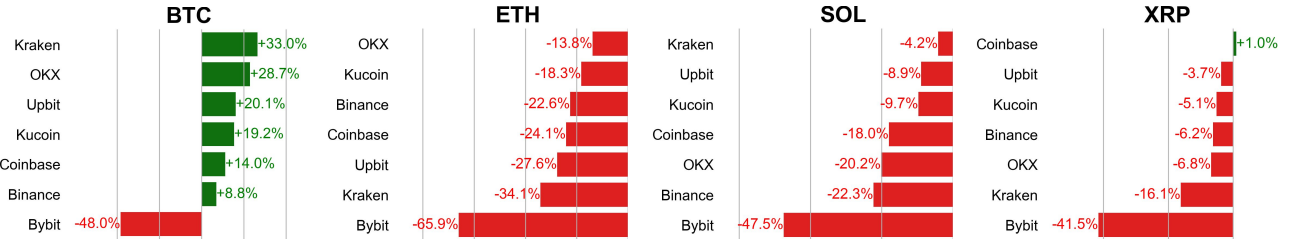


## Spot Volume



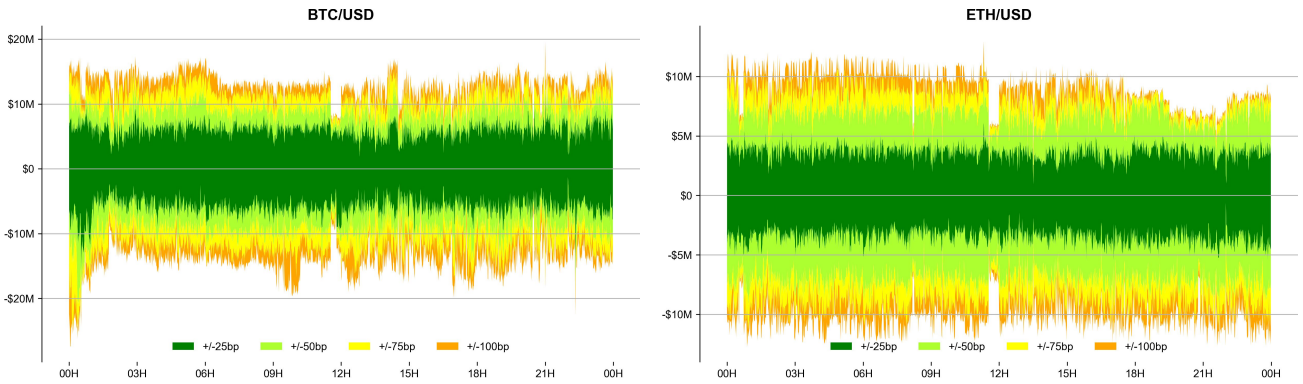
\* 5 largest 24H vol. change from the universe of top 50 assets by market cap

## Spot Volume Leaders (% chg vs ave)\*

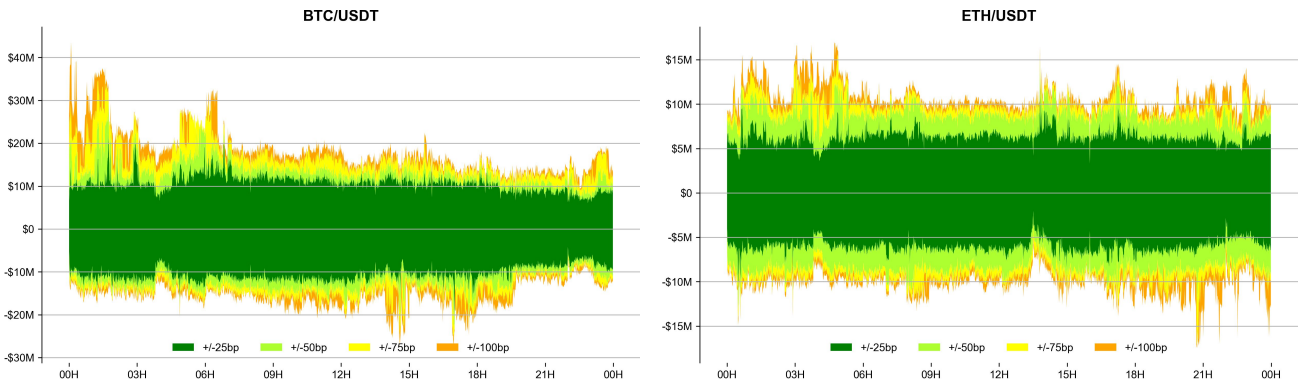


## ORDER BOOK DEPTH (within 1% best bid/ask)

### Coinbase

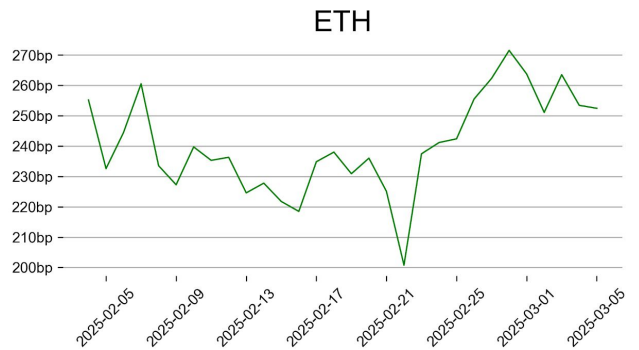
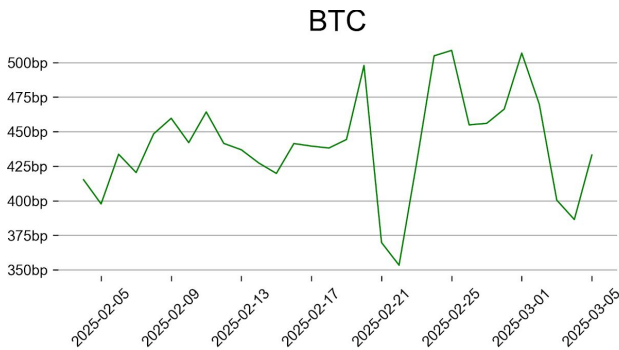


### Binance

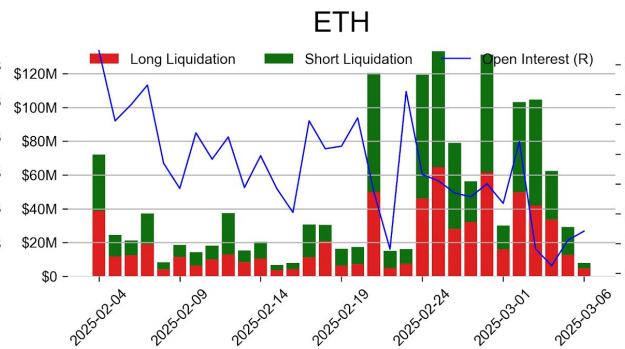
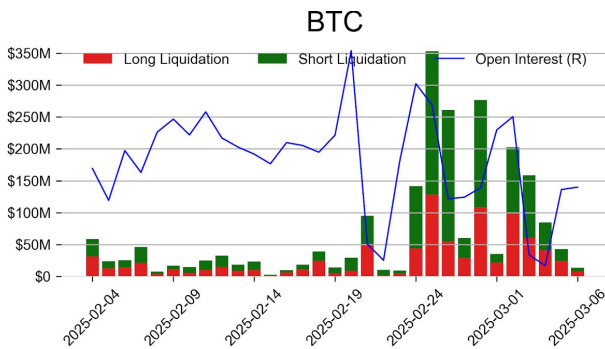


## DERIVATIVES

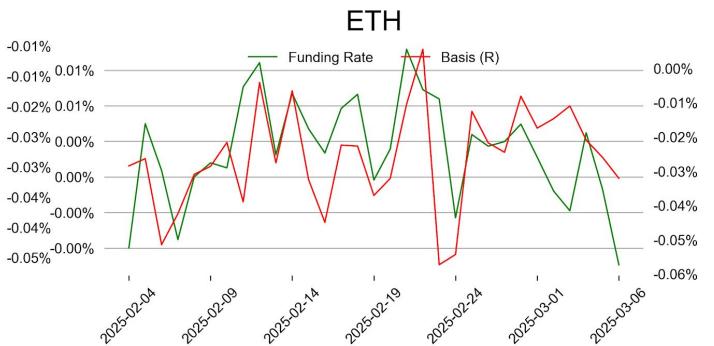
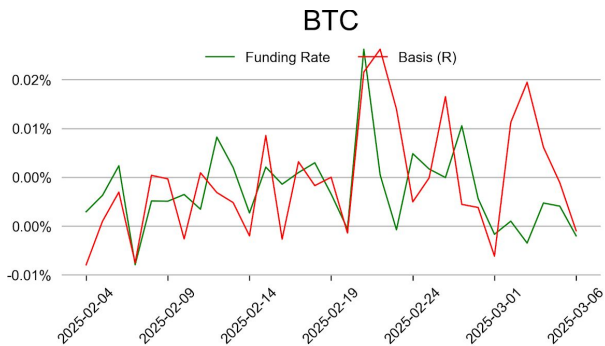
### Open Interest / Market Cap



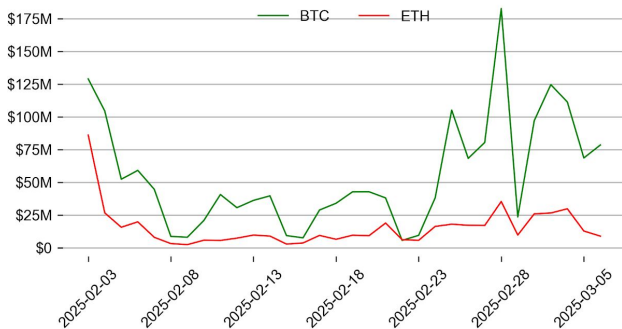
### Futures O.I. & Liquidations



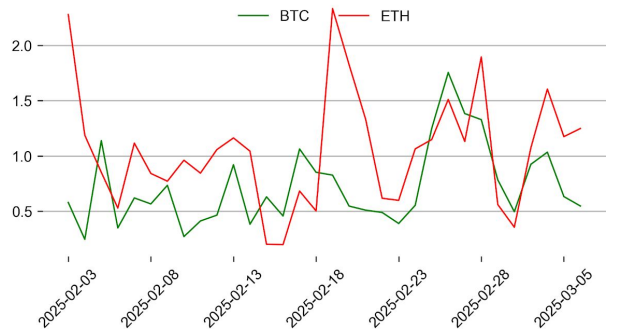
### Perps Funding Rate & Rolling Basis



### Option Volume



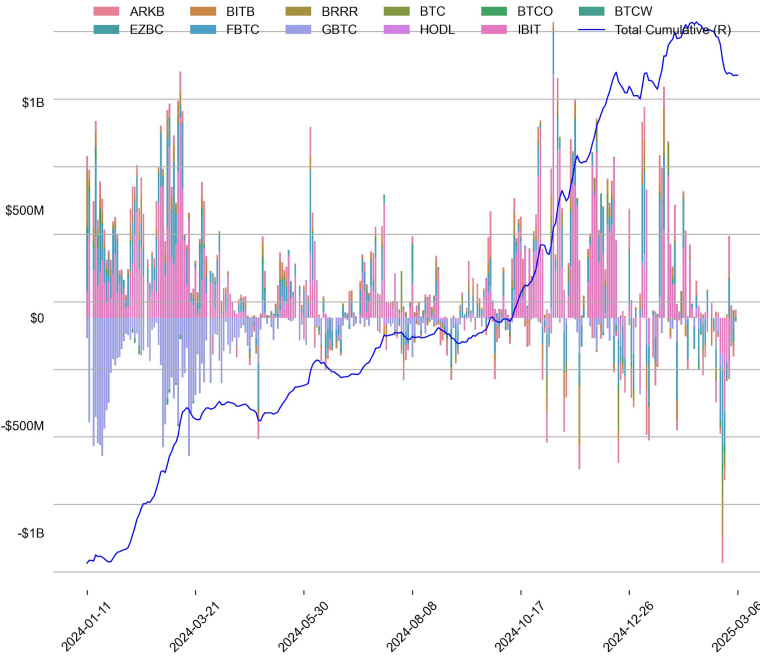
### Put Call Ratio



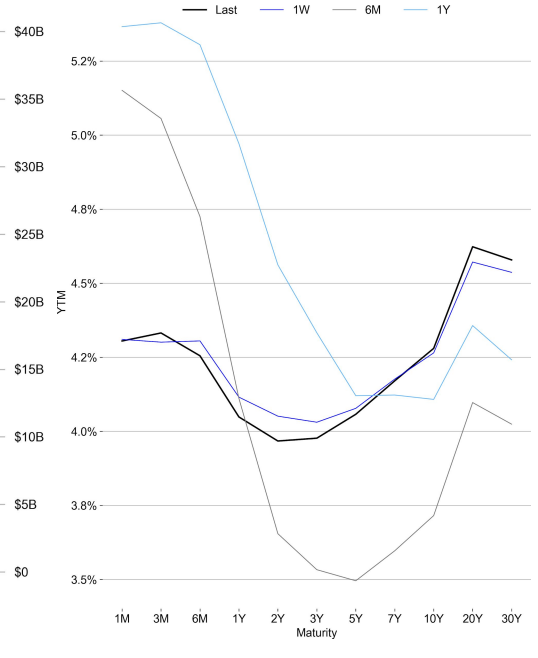
# TRADFI

|      | Stocks  |          |             |          |         | FX      |         |         |        | Commodity |         | Crypto Equity |        |        |        |
|------|---------|----------|-------------|----------|---------|---------|---------|---------|--------|-----------|---------|---------------|--------|--------|--------|
|      | S&P500  | Nasdaq   | EuroStoxx50 | HSI      | CSI300  | USD/EUR | USD/JPY | USD/CNY | DXY    | WTI       | Gold    | COIN          | MSTR   | MARA   | RIOT   |
| Last | 5738.48 | 18069.26 | 5506.85     | 24369.71 | 3956.24 | 0.9269  | 148.15  | 7.2468  | 104.20 | 66.32     | 2917.14 | 214.17        | 304.11 | 15.09  | 8.12   |
| 1D   | -1.8%   | -2.6%    | 0.3%        | 3.3%     | 1.4%    | 0.0%    | -0.5%   | -0.1%   | -0.1%  | 0.0%      | -0.3%   | -3.7%         | -1.4%  | -0.2%  | -8.6%  |
| 1M   | -5.0%   | -8.1%    | 4.6%        | 17.2%    | 3.6%    | -3.8%   | -4.0%   | -0.1%   | -3.5%  | -8.8%     | 1.4%    | -23.6%        | -12.7% | -14.5% | -33.9% |
| 1Y   | 12.4%   | 12.7%    | 12.0%       | 48.3%    | 11.4%   | 1.1%    | -0.8%   | 0.7%    | 0.8%   | -16.2%    | 35.2%   | -10.2%        | -75.6% | -33.3% | -33.0% |

## BTC Spot ETF Flow

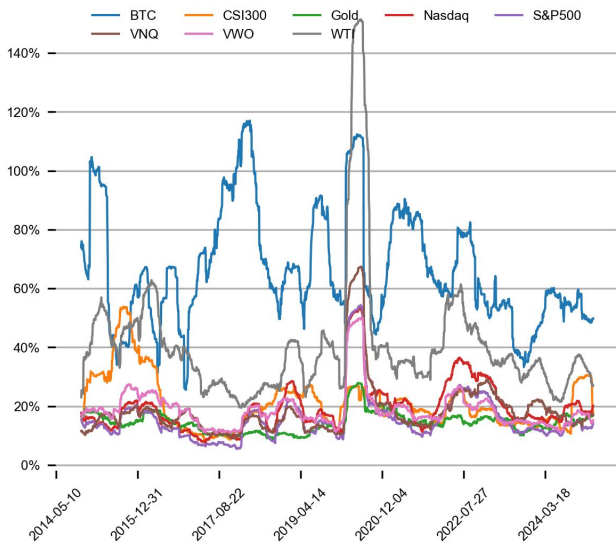


## US Treasury Yield Curve

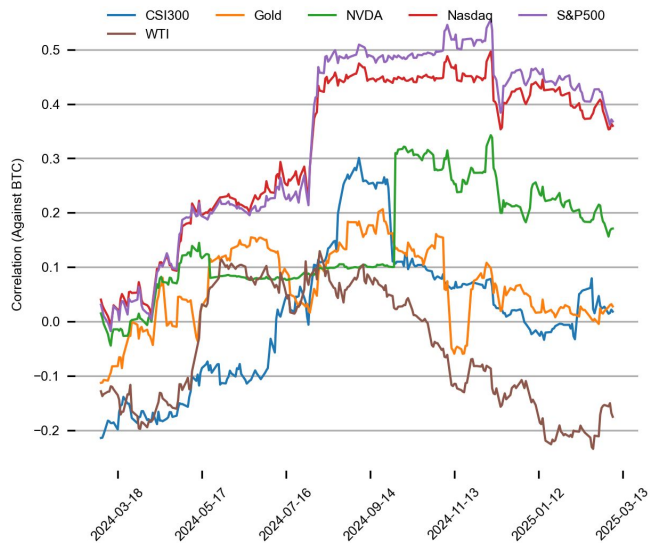


## CROSS ASSET METRICS

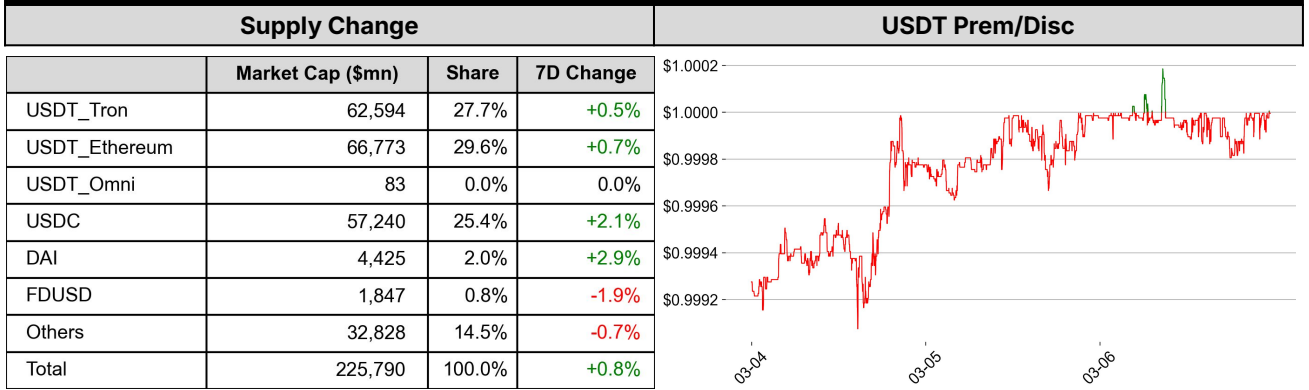
### Volatility



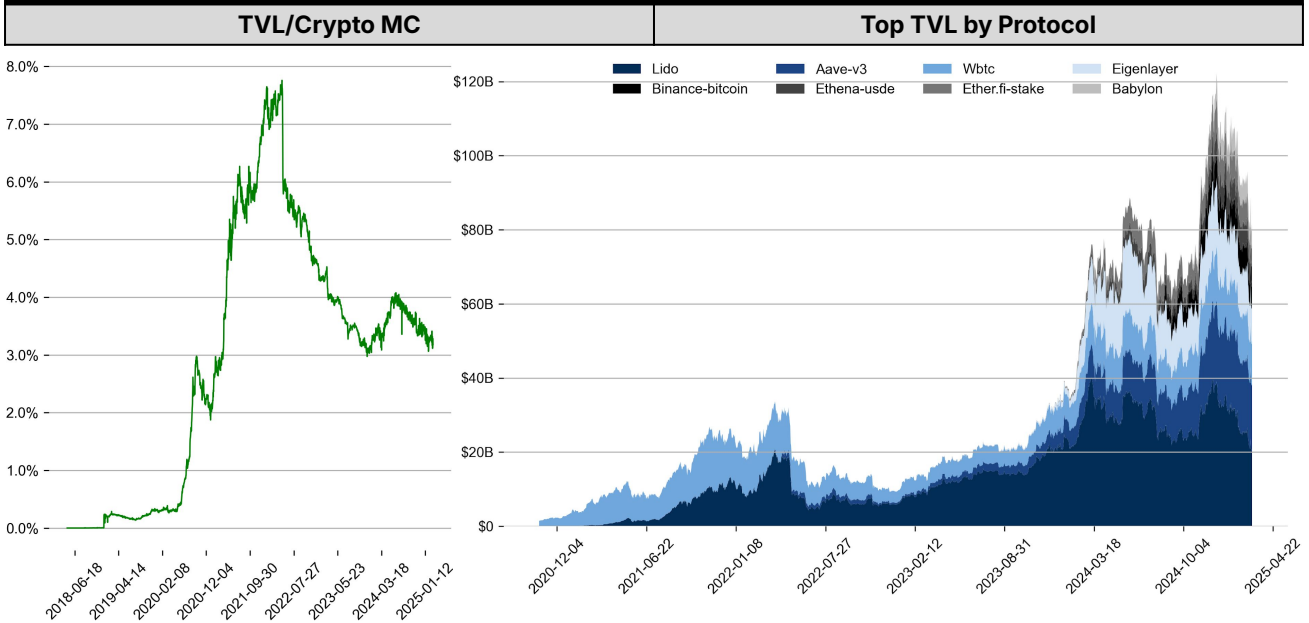
### Correlation



## STABLECOIN



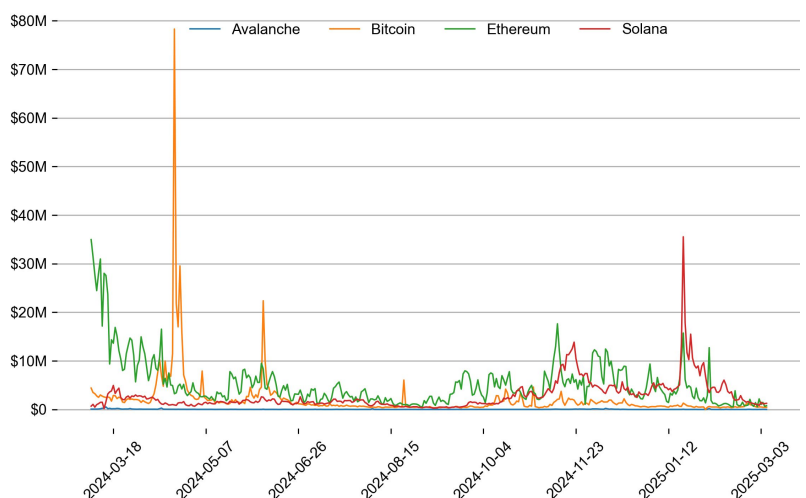
## ONCHAIN MOVES



### Top TVL Gainers\*

| # | Name            | 7D Change  |
|---|-----------------|------------|
| 1 | Ceres Demeter   | +26,739.2% |
| 2 | Maple           | +16,711.8% |
| 3 | YieldNest       | +407.1%    |
| 4 | Libre Capital   | +44.0%     |
| 5 | Haedal Protocol | +33.7%     |

### Daily Network Fees



\* 5 largest 7 day TVL change in % terms from the universe of minimum \$100m TVL protocols, according to DefiLlama.

**EVENTS CALENDAR**

| <b>Date</b>  | <b>Title</b>                  | <b>Coins / Hosts</b> |
|--------------|-------------------------------|----------------------|
| Mar 7, 2025  | White House Crypto Summit     |                      |
| Mar 7, 2025  | Unemployment Rate             |                      |
| Mar 7, 2025  | Fed Monetary Policy Report    |                      |
| Mar 10, 2025 | Stablecoin Bill Vote          |                      |
| Mar 11, 2025 | JOLTS Job Opening             |                      |
| Mar 11, 2025 | 2nd Deadline for ETF Approval |                      |
| Mar 12, 2025 | US CPI                        |                      |
| Mar 12, 2025 | \$72M Unlock                  | \$APT                |
| Mar 13, 2025 | US PPI                        |                      |
| Mar 17, 2025 | GTC 2025 (AI conference)      |                      |
| Mar 18, 2025 | BOJ interest rate             |                      |
| Mar 18, 2025 | \$23M Unlock                  | \$MELANIA            |
| Mar 19, 2025 | US FOMC                       |                      |
| Mar 31, 2025 | Delisting from Kraken Europe  | \$USDT               |

## DATA EXPLAINER

| Headers  | Source                             | Note  |
|--|------------------------------------|---|
| <b>PRICE ACTIONS<br/>TRADING VOLUME<br/>ORDER BOOK<br/>DEPTH<br/>DERIVATIVES</b> | Presto Labs                        | <p><b>Time Zone Analysis</b> separates out the asset's price action according to the business hours in Asia, Europe and US region. This is to identify which geography is responsible for price actions of the last 24hrs. The cut-offs are,</p> <ul style="list-style-type: none"> <li>- Asia: UTC 22:00 -1 to UTC 6:00</li> <li>- Europe: UTC 6:00 to 14:00</li> <li>- US: UTC 14:00 to 22:00</li> </ul> <p><b>Sector</b> constituents are, AI(FET, AGIX, OCEAN), BTC Eco(BCH, BSV, ICP, STX, ORDI), CEX(BNB, CRO, OKB, KCS, BGB), Data(LINK, GRT), DePIN(ICP, FIL, AR, HNT, SIA), DEX(UNI, INJ, RUNE, SNX, DYDX, OSMO, CRV, CAKE, GMX), Digital Gold(BTC), Gaming/Metaverse(IMX, BEAM, SAND, GALA, AXS, WEMIX, RON), L0(AVAX, DOT, TIA), L2(MATIC, OP, MNT, ARB, STRK), Lending(MKR, AAVE, COMP), Liquid Staking(LDO, RPL, JTO), Meme(DOGE, SHIB, FLOKI), NFT(APE, BLUR), Payments(XRP, LTC, XLM, XMR, ZEC), RWA(ONDO, CFG), Smart Contract(ETH, BNB, SOL, ADA, TRX, TON, APT, NEAR, HBAR, VET, ALGO, FTM, SUI, FLOW, MINA). The sector return is market-cap weighted average of the constituents' returns.</p> <p><b>Exchanges:</b> 24H spot price &amp; volume % changes and dominance ratios are from CoinGecko. Time Zone Analysis is based on data from Binance. Spot volume leaders are based on data from Binance Bybit, Coinbase, Kraken, OKX, KuCoin, HTX, Upbit, Gate.io. Futures data are from Binance OKX, Bybit, KuCoin. Options data are from Deribit.</p> |
| <b>TRADFI</b>  | Investing.com<br>Farside Investors | <p><b>BTC Spot ETF Flows</b> are based on data shown on farside.co.uk at UTC 03:00. Due to varying data reporting schedules among ETF sponsors, the figures may not encompass data from all 10 ETFs.</p>  |
| <b>STABLECOIN<br/>ONCHAIN MOVES</b>  | DefiLlama                          | <p><b>Stablecoin Supply</b> is a proxy for fiat on/off ramp from TradFi into crypto.</p> <p><b>USDT Prem/Disc</b> reflects the USDT supply/demand imbalance, approximating the market's risk aversion towards USDT specifically, and/or the crypto market more broadly. The data is from Coinbase.</p> <p><b>TVL/ Crypto MC Ratio</b> = Total Value Locked / Crypto Market Cap. The ratio neutralizes the TVL changes caused by asset price fluctuations.</p>   |
| <b>EVENTS<br/>CALENDAR</b>   | CoinMarketCap<br>Layer GG          | <p><b>Events Calendar</b> provides a summary of major events happening throughout the month.</p>  |

\* The Daily Market Brief is published every business day, following the Singapore calendar, excluding public holidays



## About Presto

Presto is an algorithmic trading firm where researchers and engineers solve challenging problems in global financial markets. Our core strength lies in combining engineering, mathematics, and science to navigate both digital asset and traditional finance markets with precision. Presto Research, our research unit, provides expert-driven insights to help navigate these markets effectively.

Find out more at <https://www.prestolabs.io>.

Follow Presto for more content: [X](#), [LinkedIn](#)

Follow Presto Research for latest research : [X](#), [Telegram](#)

---

## Authors

**Peter Chung**, Head of Research [X](#), [Telegram](#), [LinkedIn](#)

**Min Jung**, Research Analyst [X](#), [Telegram](#), [LinkedIn](#)

---

## Required Disclosures

*Any expression of opinion (which may be subject to change without notice) is personal to the author and the author makes no guarantee of any sort regarding accuracy or completeness of any information or analysis supplied. The views and opinions expressed herein are those of the author(s) and do not necessarily reflect the views of Presto or its affiliates. This material by itself, is not and should not be construed as an offer or a solicitation to deal in any investment product or to enter into any legal relations. This material is for informational purposes only and is only intended for sophisticated investors, and is not intended to provide accounting, legal, or tax advice, or investment recommendations, or an official statement of Presto or its affiliates. Presto, its affiliates and its employees make no representation and assume no liability to the accuracy or completeness of the information provided. Presto, its affiliates and its employees also do not warrant that such information and publications are accurate, up to date or applicable to the circumstances of any particular case. Certain statements in this document provide predictions and there is no guarantee that such predictions are currently accurate or will ultimately be realized. Prior results that are presented here are not guaranteed and prior results do not guarantee future performance. Recipients should consult their advisors before making any investment decision. Presto or its affiliates may have financial interests in, or relationships with, some of the assets, entities and/or publications discussed or otherwise referenced in the materials. Certain links that may be provided in the materials are provided for convenience and do not imply Presto's endorsement, or approval of any third-party websites or their content. Any use, review, retransmission, distribution, or reproduction of these materials, in whole or in part, is strictly prohibited in any form without the express written approval of Presto. Presto Research and related logos are trademarks of Presto, or its affiliates.*