

May 31, 2024 (UTC -02:00)

Trump convicted? There's a coin for that.

BTC	\$68,354.69	S&P500	5,235.48	US 10Y	4.5460%	WTI	\$77.77
	+1.1%		-0.6%		-0.0697PPT		-1.8%
ETH	\$3,747.55	Nasdaq	16,737.08	DXY	104.77	Gold	\$2,365.05
	-0.6%		-1.1%		-0.3%		+0.6%

- Markets were relatively calm today with \$BTC staying in its week-long \$67.5k~\$69.5k range.
- Political memecoins - "PolitiFi" - whipsawed as a Manhattan jury found Trump guilty of 34 felony counts of falsifying business records, making him the first ex-President to become a convicted felon.
- Some market participants are now expecting a June launch for the spot ETH ETFs after BlackRock became the second firm to file an updated Form S-1 with the SEC; VanEck was the first firm to do so, completing it the day the ETFs were approved.
- During the last 24 hours, the top three gainers were \$DOG, \$JASMY, and \$ORDI, while the top three losers were \$TURBO, \$POPCAT, and \$WIF.

Trump convicted? There's a coin for that.

On Thursday, a jury found former President Trump guilty of 34 felony counts pertaining to Trump's lawyer, Michael Cohen, paying an adult film actress \$130k. While Trump reaffirmed his innocence and claimed " This was a rigged, disgraceful trial.", PolitiFi memecoin FreeTrump with the ticker \$TRUMP rallied, up 750% on the day. This was one of many Politifi coins that saw large price action on the back of the first ex-President becoming a convicted felon.

Cryptocurrencies > FreeTrump Price

FreeTrump \$TRUMP Price

\$0.03027 ▲ 810.1%

0.0₃3083 BTC ▲ 513.8%

0.0₅5623 ETH ▲ 523.8%

\$0.003326 24h Range \$0.02617

☆ Add to Portfolio • 259 added

Market Cap ⓘ -

Fully Diluted Valuation ⓘ \$1,885,489

24 Hour Trading Vol ⓘ \$1,799,699

Circulating Supply ⓘ -

Total Supply ⓘ 100,000,000

Max Supply ⓘ 100,000,000

Buy / Sell ▼ Wallet ▼ Earn Crypto ▼

Info

Feedback on page redesign

Contract

Oxd01...b9ab73

Overview Markets News Similar Coins Historical Data

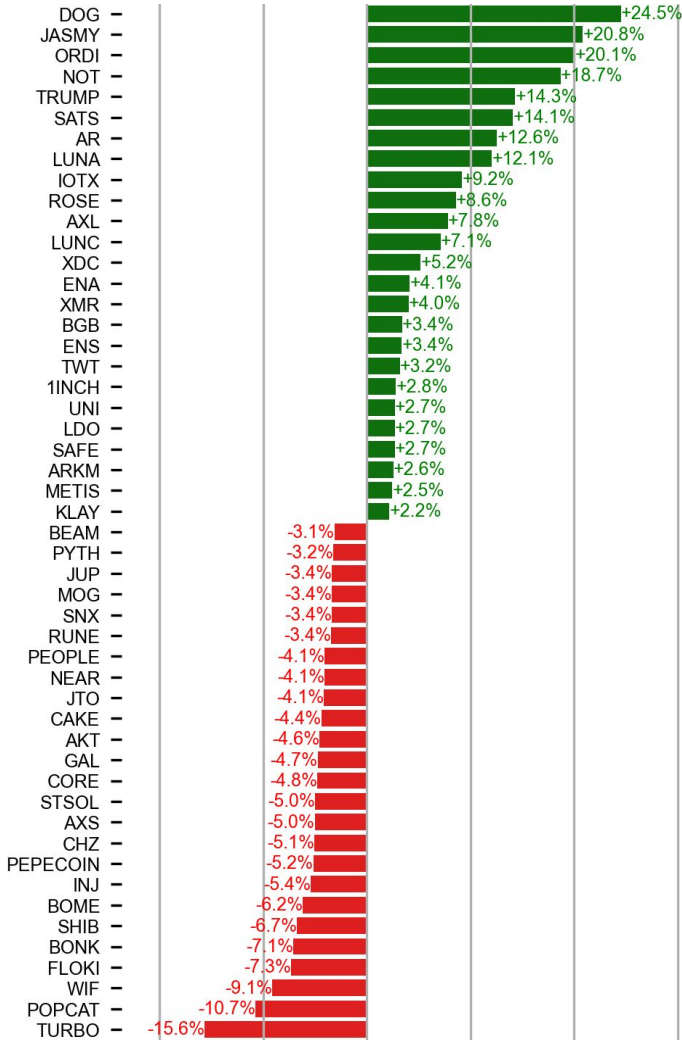
Price Market Cap Live Chart 24h 7d 1m 3m 1y Max LOG



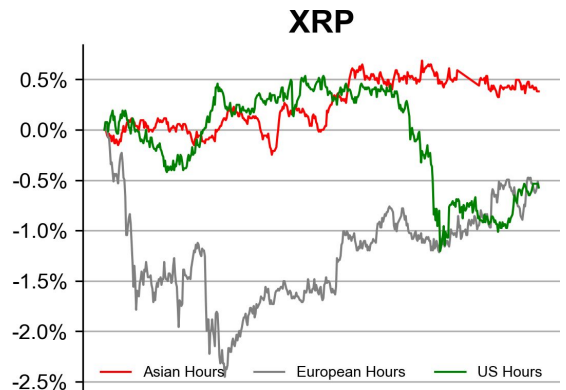
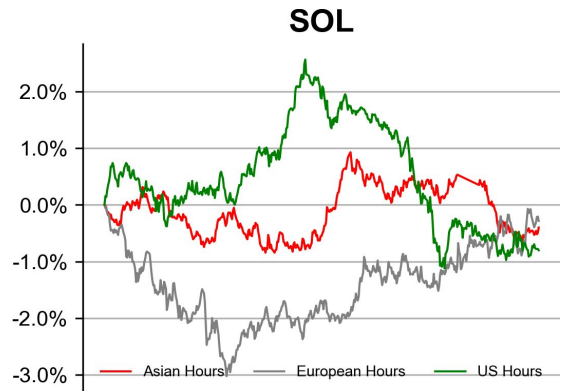
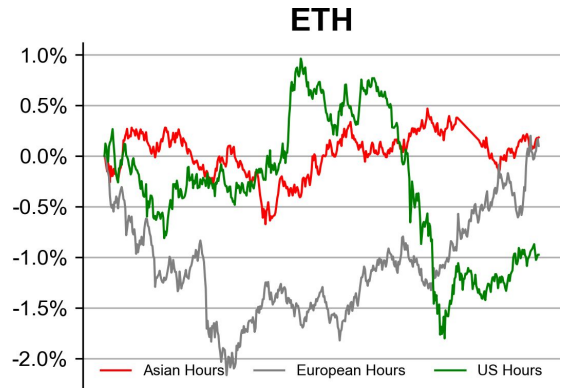
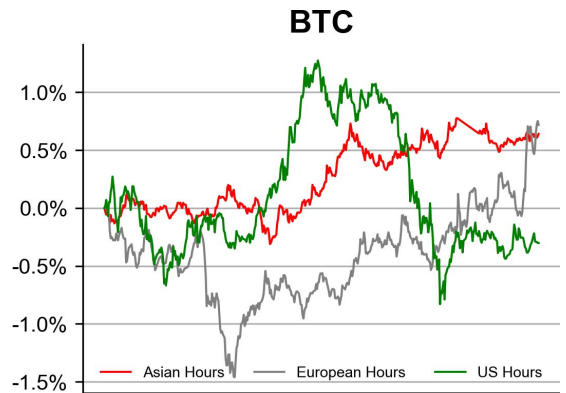
Source: CoinGecko

PRICE ACTIONS

24H Price Change (Top/Bottom 25 from Top 200)

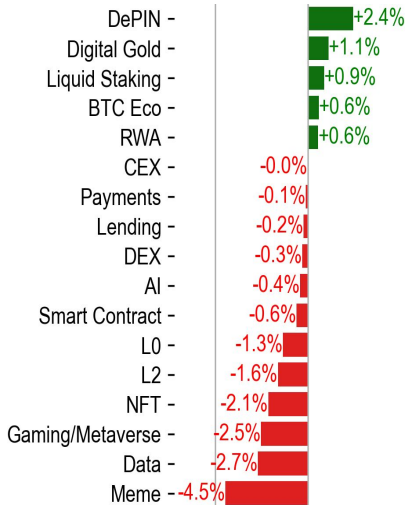
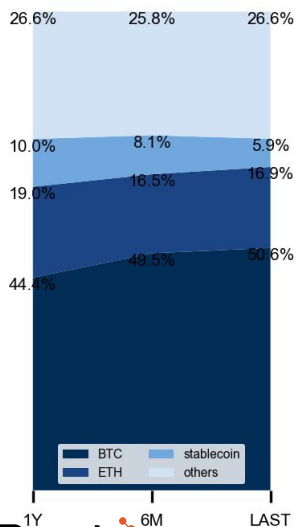


Time Zone Analysis



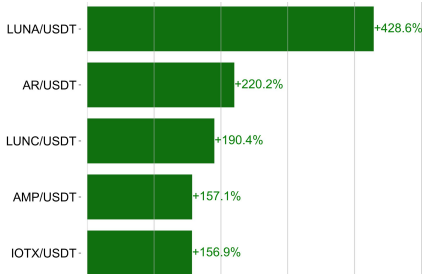
Dominance Ratio

Sector Performance

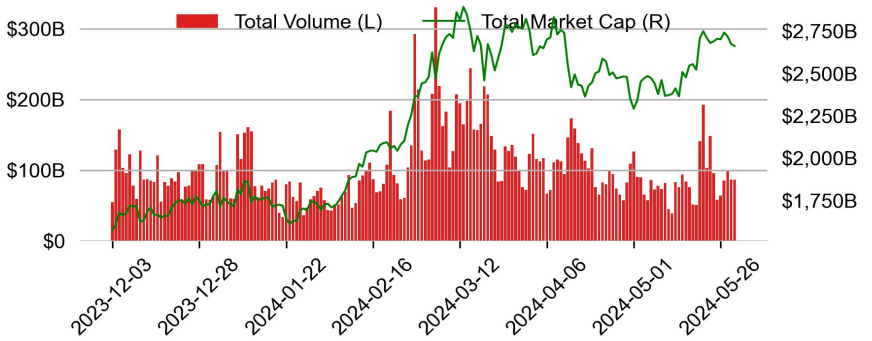


TRADING VOLUME

24H Vol % Chg*

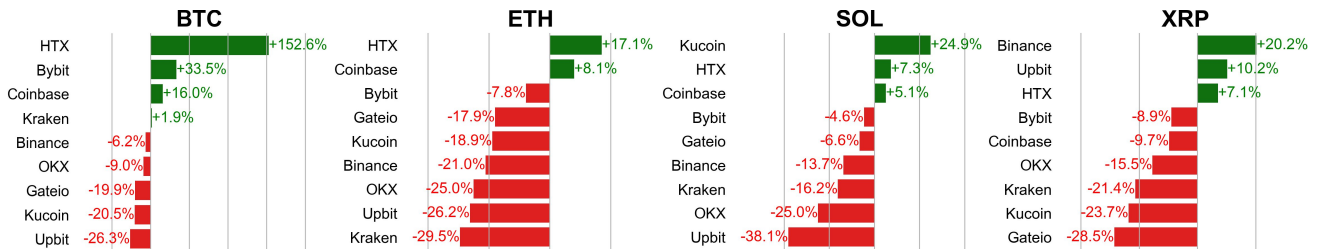


Spot Volume



* 5 largest 24H vol. change from the universe of top 50 assets by market cap

Spot Volume Leaders (% chg vs ave)*



ORDER BOOK DEPTH (within 1% best bid/ask)

Coinbase

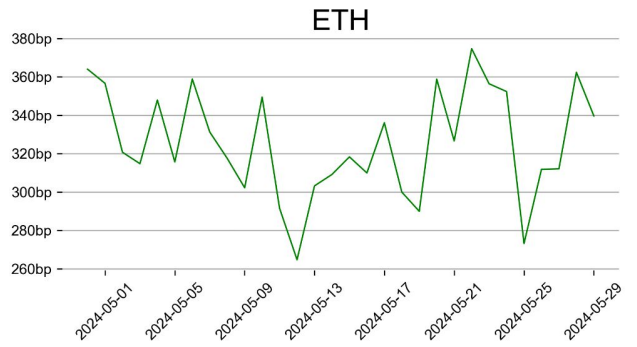
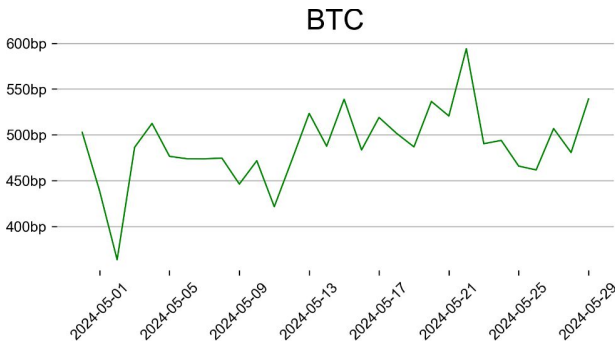


Binance

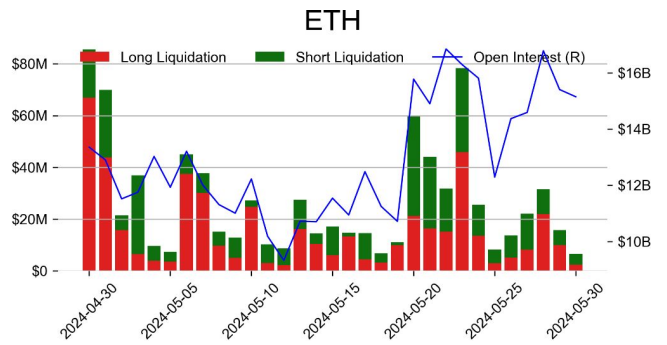
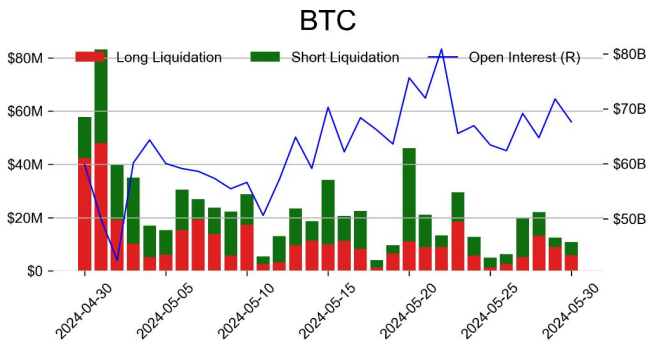


DERIVATIVES

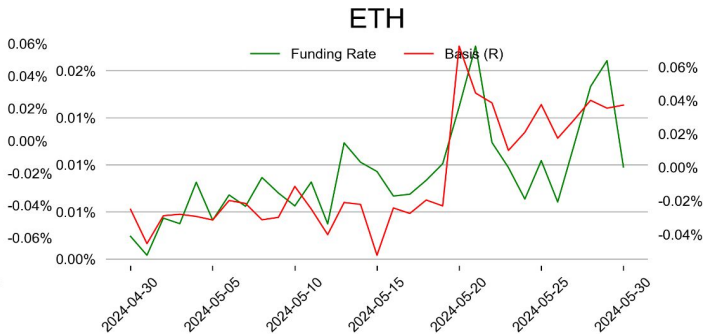
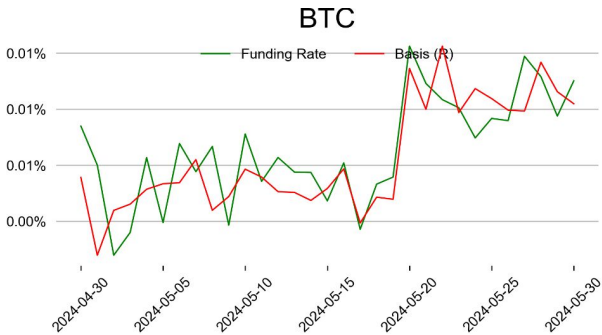
OI/ MC & Leverage Ratios



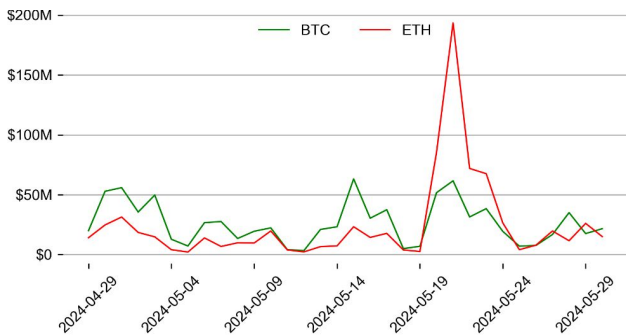
Futures O.I. & Liquidations



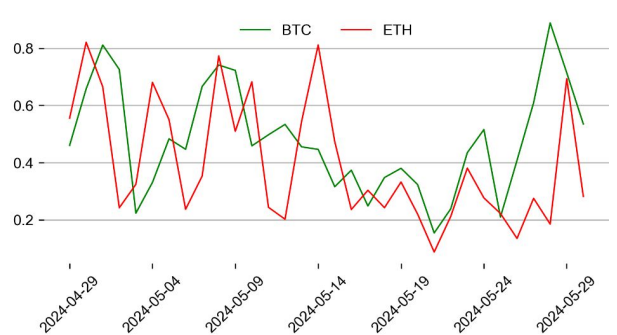
Perps Funding Rate & Rolling Basis



Option Volume



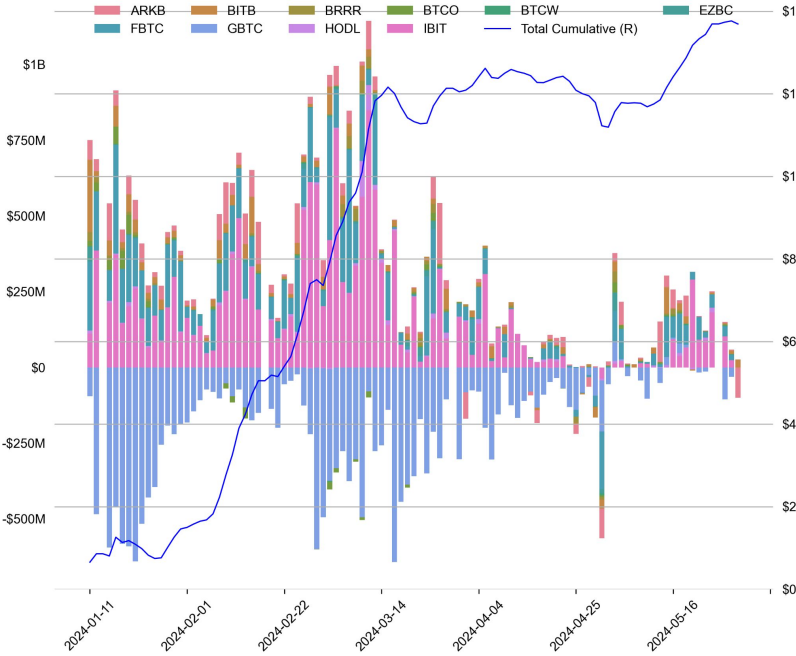
Put Call Ratio



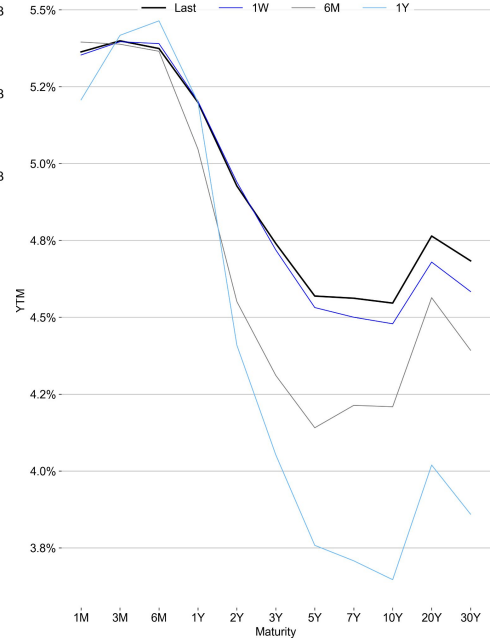
TRADFI

	Stocks					FX				Commodity		Crypto Equity			
	S&P500	Nasdaq	EuroStoxx50	HSI	CSI300	USD/EUR	USD/JPY	USD/CNY	DXY	WTI	Gold	COIN	MSTR	MARA	RIOT
Last	5235.48	16737.08	4984.25	18230.19	3594.31	0.9232	156.99	7.2326	104.77	77.77	2365.05	234.76	1541.00	20.04	10.05
1D	-0.6%	-1.1%	0.4%	-1.3%	-0.5%	-0.3%	-0.4%	-0.2%	-0.3%	-1.8%	0.6%	-0.8%	-4.8%	-1.0%	0.5%
1M	4.0%	6.9%	1.3%	2.6%	-0.3%	-1.5%	-0.5%	-0.1%	-1.5%	-5.1%	2.7%	15.1%	44.7%	24.8%	-0.6%
1Y	25.3%	29.4%	18.2%	-0.0%	-5.4%	-1.3%	12.7%	1.7%	0.4%	14.2%	19.3%	277.4%	410.9%	104.7%	-16.2%

BTC Spot ETF Flow

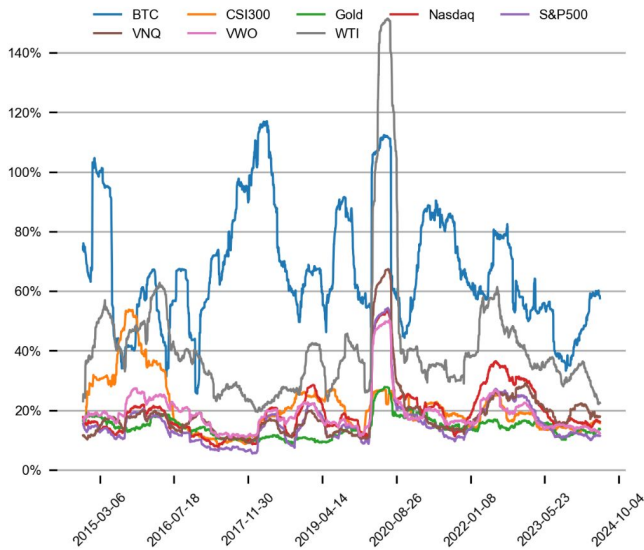


US Treasury Yield Curve

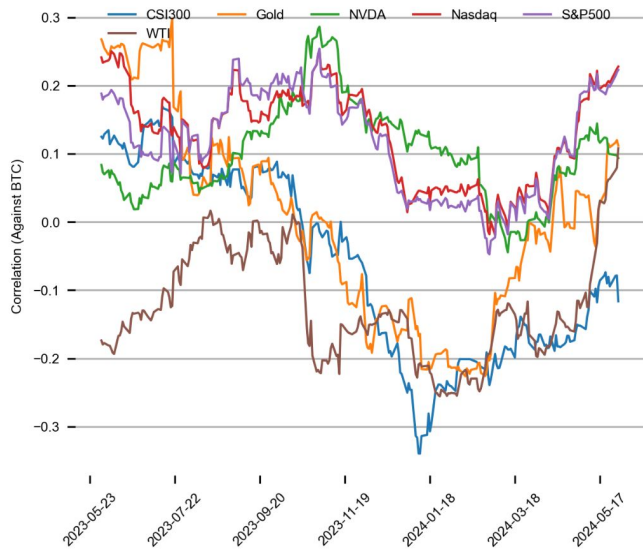


CROSS ASSET METRICS

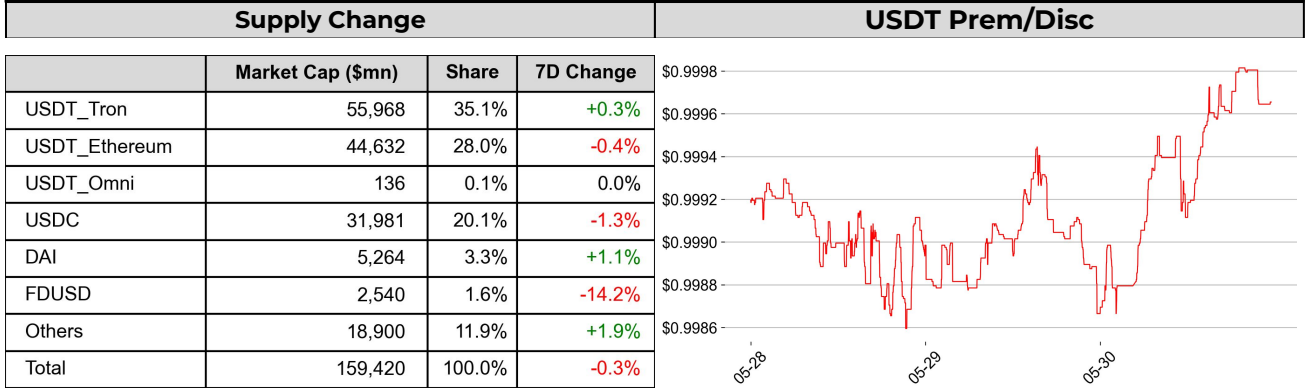
Volatility



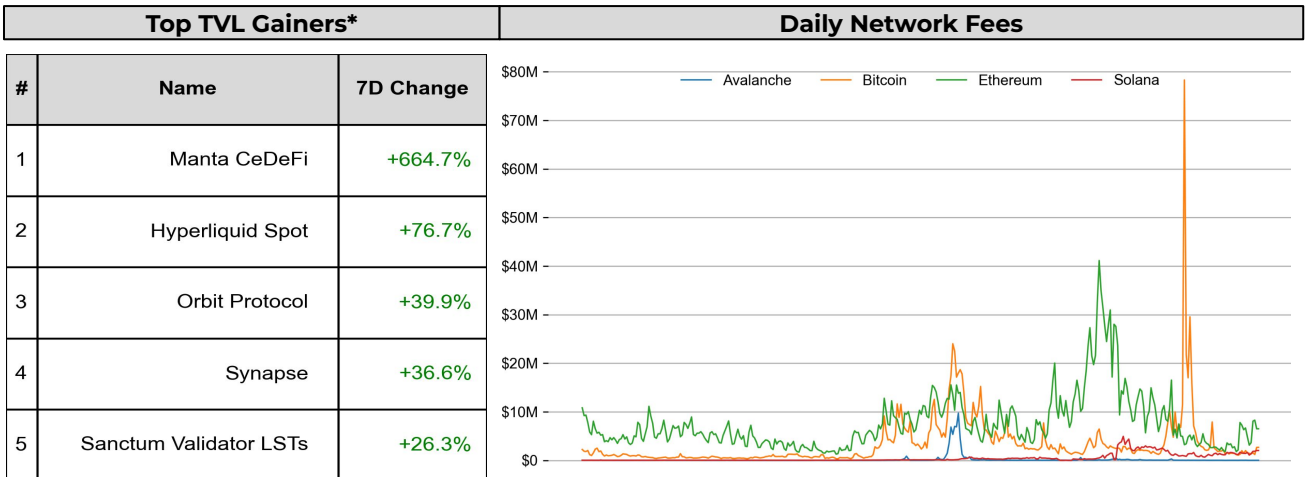
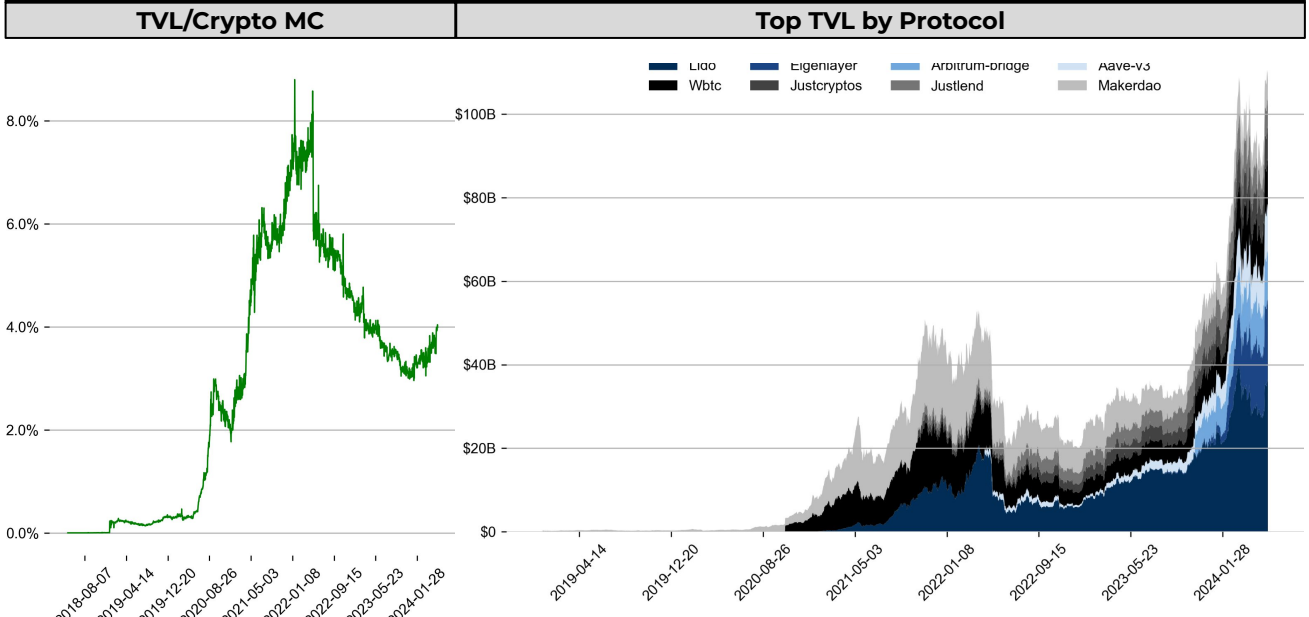
Correlation



STABLECOIN



ONCHAIN MOVES



* 5 largest 7 day TVL change in % terms from the universe of minimum \$100m TVL protocols, according to DefiLlama.

EVENTS CALENDAR

Upcoming Token Unlocks (next 7 days)

Asset	Type	Entity	Unlock Date (UTC)	Unlock Units	Unlock Value	% of Avg Trading Vol	Supply Locked
ZETA	Allocation	User Growth Pool	6/1/24	3.5M	\$4.6M	7.0%	87.4%
XRP	Allocation	Ripple Company Escrow	6/1/24	458.3M	\$237.7M	21.9%	44.6%
1INCH	Investment	Series B	6/1/24	19.4M	\$9.9M	25.5%	22.3%
ZETA	Emissions	Validator Incentives	6/1/24	4.4M	\$5.7M	8.7%	87.4%
DYDX	Allocation	Future Employees	6/1/24	4.7M	\$9.3M	33.9%	48.0%
DYDX	Investment	Investors	6/1/24	18.5M	\$36.9M	134.1%	48.0%
DYDX	Allocation	Founders, Employees	6/1/24	10.2M	\$20.3M	73.8%	48.0%
ENA	Allocation	Ecosystem Development	6/2/24	54.7M	\$47.6M	14.1%	89.9%
ENA	Allocation	Foundation	6/2/24	40.6M	\$35.4M	10.5%	89.9%
SUI	Investment	Series A	6/3/24	18.2M	\$18.4M	9.4%	76.6%
APT	Emissions	Staking Rewards	6/3/24	6.2M	\$56.4M	42.4%	60.3%
SUI	Investment	Series B	6/3/24	19.3M	\$19.6M	10.0%	76.6%
DYDX	Allocation	Community Treasury	6/4/24	943.8K	\$1.9M	6.9%	48.0%
DYDX	Emissions	User Trading Rewards	6/4/24	2.8M	\$5.7M	20.5%	48.0%
AXL	Allocation	Team	6/6/24	3.5M	\$3.9M	17.4%	41.4%
DYM	Allocation	Ecosystem and R&D	6/6/24	3.7M	\$11.0M	33.5%	85.6%
RPL	Emissions	Node Operators	6/7/24	60.5K	\$1.3M	24.8%	-

Other Events (next 7 days)

Date	Title	Coins
May 31, 2024	Halving	\$ETC

DATA EXPLAINER

Headers	Source	Note
PRICE ACTIONS TRADING VOLUME ORDER BOOK DEPTH DERIVATIVES	Presto Labs	<p>Time Zone Analysis separates out the asset's price action according to the business hours in Asia, Europe and US region. This is to identify which geography is responsible for price actions of the last 24hrs. The cut-offs are,</p> <ul style="list-style-type: none"> - Asia: UTC 22:00 -1 to UTC 6:00 - Europe: UTC 6:00 to 14:00 - US: UTC 14:00 to 22:00 <p>Sector constituents are, AI(FET, AGIX, OCEAN), BTC Eco(BCH, BSV, ICP, STX, ORDI), CEX(BNB, CRO, OKB, KCS, BGB), Data(LINK, GRT), DePIN(ICP, FIL, AR, HNT, SIA), DEX(UNI, INJ, RUNE, SNX, DYDX, OSMO, CRV, CAKE, GMX), Digital Gold(BTC), Gaming/Metaverse(IMX, BEAM, SAND, GALA, AXS, WEMIX, RON), L0(AVAX, DOT, TIA), L2(MATIC, OP, MNT, ARB, STRK), Lending(MKR, AAVE, COMP), Liquid Staking(LDO, RPL, JTO), Meme(DOGE, SHIB, FLOKI), NFT(APE, BLUR), Payments(XRP, LTC, XLM, XMR, ZEC), RWA(ONDO, CFG), Smart Contract(ETH, BNB, SOL, ADA, TRX, TON, APT, NEAR, HBAR, VET, ALGO, FTM, SUI, FLOW, MINA). The sector return is market-cap weighted average of the constituents' returns.</p> <p>Exchanges: 24H spot price & volume % changes and dominance ratios are from CoinGecko. Time Zone Analysis is based on data from Binance. Spot volume leaders are based on data from Binance Bybit, Coinbase, Kraken, OKX, KuCoin, HTX, Upbit, Gate.io. Futures data are from Binance OKX, Bybit, KuCoin. Options data are from Deribit.</p>
TRADFI	Investing.com Farside Investors	<p>BTC Spot ETF Flows are based on data shown on farside.co.uk at UTC 03:00. Due to varying data reporting schedules among ETF sponsors, the figures may not encompass data from all 10 ETFs.</p>
STABLECOIN ONCHAIN MOVES	DefiLlama	<p>Stablecoin Supply is a proxy for fiat on/off ramp from TradFi into crypto. USDT Prem/Disc reflects the USDT supply/demand imbalance, approximating the market's risk aversion towards USDT specifically, and/or the crypto market more broadly. The data is from Coinbase.</p> <p>TVL/ Crypto MC Ratio = Total Value Locked / Crypto Market Cap. The ratio neutralizes the TVL changes caused by asset price fluctuations.</p>
EVENTS CALENDAR	The Tie LayerGG	<p>Token Unlocks shows those whose unlock amount is greater than 6% of the average trading volume from the universe of top 200 crypto assets by market cap.</p> <p>Other Events show summary of other major events over the next 30 days.</p>

* The Daily Market Brief is published every business day, following the Singapore calendar, excluding public holidays

About Presto

Presto is a Singapore-based algorithmic trading and financial services firm founded in 2014. Presto focuses on delivering exceptional value for clients through rigorous research-driven approach to investment and trade execution. With more than a 100 million trade executions in a day, Presto is a leading financial services firm in both digital assets and traditional finance markets.

Find out more at <https://www.prestolabs.io>.

Follow Presto for more content: [X](#), [Telegram](#), [LinkedIn](#)

Authors

Rick Maeda, Research Analyst : [X](#), [Telegram](#), [LinkedIn](#)

Required Disclosures

Any expression of opinion (which may be subject to change without notice) is personal to the author and the author makes no guarantee of any sort regarding accuracy or completeness of any information or analysis supplied. The views and opinions expressed herein are those of the author(s) and do not necessarily reflect the views of Presto Labs or its affiliates. This material by itself, is not and should not be construed as an offer or a solicitation to deal in any investment product or to enter into any legal relations. This material is for informational purposes only and is only intended for sophisticated investors, and is not intended to provide accounting, legal, or tax advice, or investment recommendations, or an official statement of Presto Labs or its affiliates. Presto Labs, its affiliates and its employees make no representation and assume no liability to the accuracy or completeness of the information provided. Presto Labs, its affiliates and its employees also do not warrant that such information and publications are accurate, up to date or applicable to the circumstances of any particular case. Certain statements in this document provide predictions and there is no guarantee that such predictions are currently accurate or will ultimately be realized. Prior results that are presented here are not guaranteed and prior results do not guarantee future performance. Recipients should consult their advisors before making any investment decision. Presto Labs or its affiliates may have financial interests in, or relationships with, some of the assets, entities and/or publications discussed or otherwise referenced in the materials. Certain links that may be provided in the materials are provided for convenience and do not imply Presto Labs' endorsement, or approval of any third-party websites or their content. Any use, review, retransmission, distribution, or reproduction of these materials, in whole or in part, is strictly prohibited in any form without the express written approval of Presto Labs. Presto Research and related logos are trademarks of Presto Labs, or its affiliates.