



Daily Market Brief
Nov 6, 2024 (UTC -02:00)

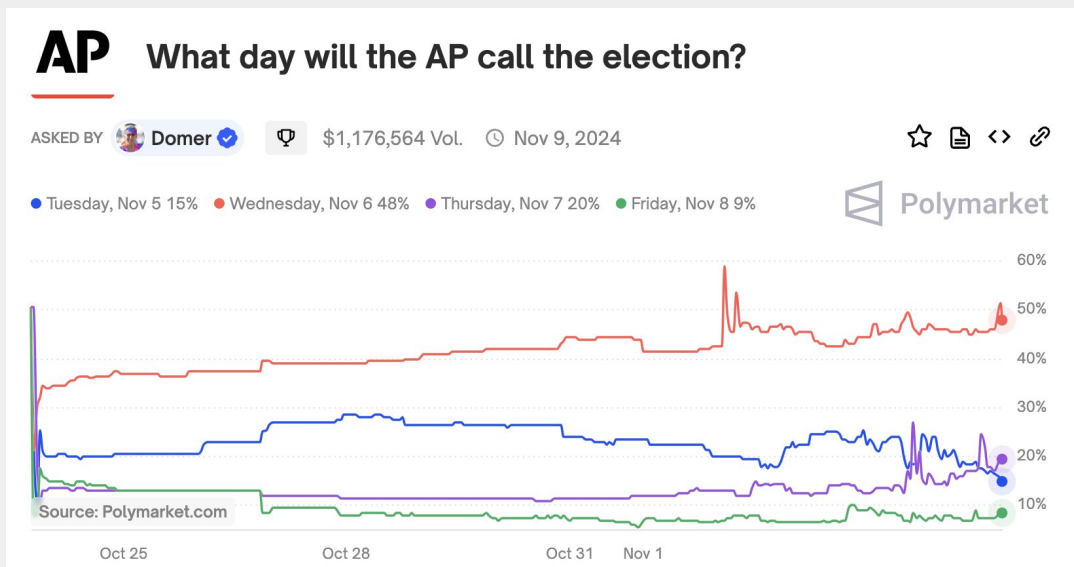
Peter Chung | Head of Research
Min Jung | Research Analyst

BTC	\$69,373.70 +2.2%	S&P500	5,782.76 +1.2%	US 10Y	4.1308% -0.1782PPT	WTI	\$72.08 +0.9%
ETH	\$2,422.50 +1.0%	Nasdaq	18,438.62 +1.4%	DXY	103.45 -0.4%	Gold	\$2,754.40 +0.3%

- The market saw choppy price action, with \$BTC briefly breaking above 70k, only to fully retrace. Currently, \$BTC is trading at \$69,373 and \$ETH is trading at \$2,422.
- All eyes are on the election, with Polymarket pricing Trump’s victory in Arizona, Georgia, Nevada, and Pennsylvania, and Harris’s victory in Michigan, with a tie in Wisconsin among the swing states. However, the odds of Harris winning overall are rising (as of 7pm ET.)
- A few key headlines include: the ETH-to-BTC market cap ratio has declined to 24.52%, its lowest level since April 2021; Mt. Gox transferred approximately 32,371 BTC, worth \$2.2 billion, to unmarked wallets; and \$BTC ETFs saw \$541.1M in outflows on Monday.
- In the past 24 hours, the top three gainers were \$GOAT, \$DOG, and \$ETHW, while the top three losers were \$NFT, \$MKR, and \$TRX.

Volatile Election Betting Odds Explained

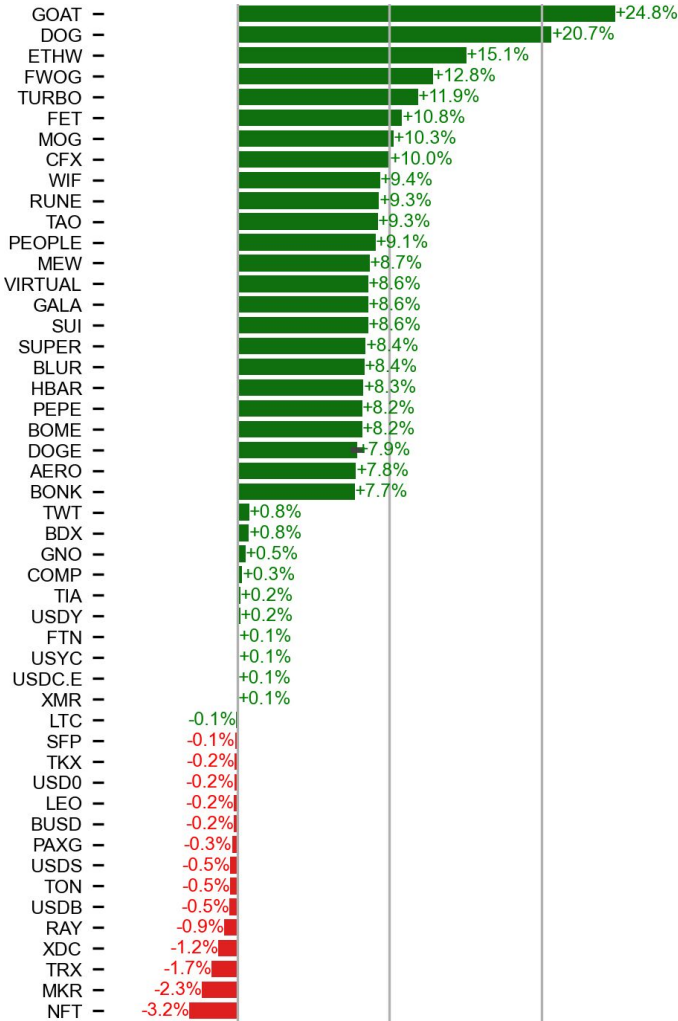
While the recent volatility in betting odds for the U.S. election has puzzled many, it can be explained by the nature of prediction markets. Essentially, you’re trading a type of futures contract, where the value hinges on a specific outcome at expiration. In most futures markets, outstanding positions tend to be closed just before expiration due to practical and logistical reasons—like futures delivery, position rolling, and risk management—which often leads to a spike in volatility. This is a common occurrence in TradFi, and prediction markets are no different. As polls are closing in many key states, it’s still too early to say when a winner will be declared (as of 7:30 p.m. ET). That said, Polymarket currently assigns only a 15% chance for tonight, with a 48% chance on November 6th. Stay patient!



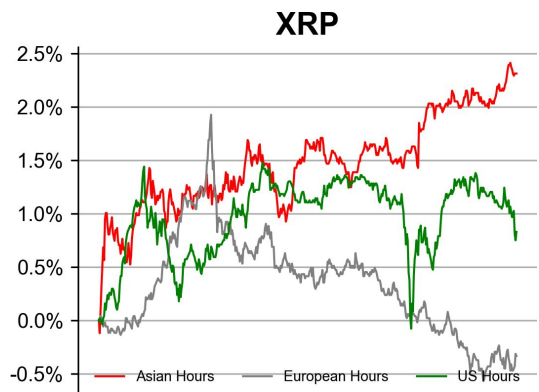
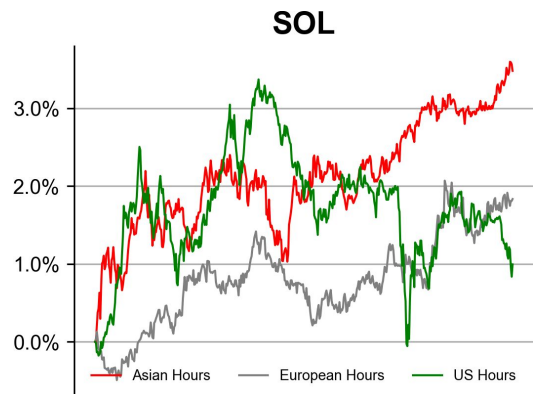
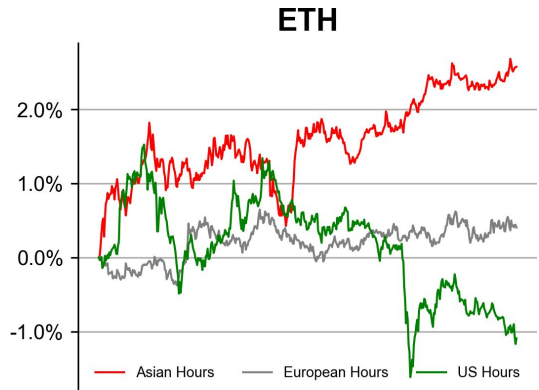
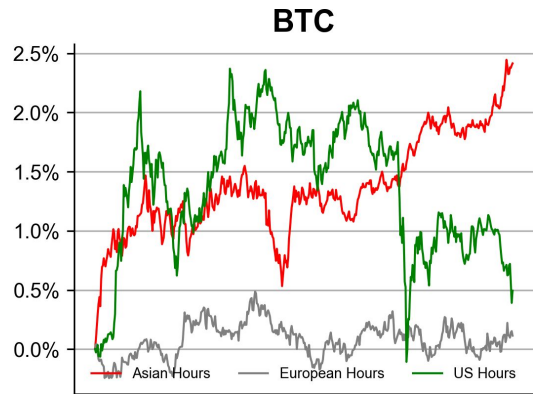
Source: Polymarket

PRICE ACTIONS

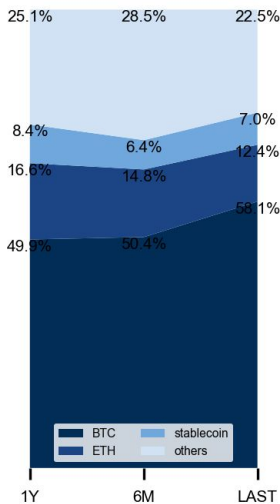
24H Price Change (Top/Bottom 25 from Top 200)



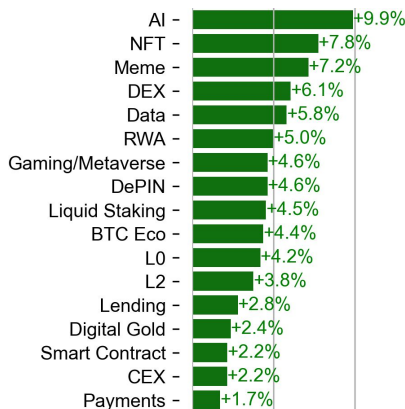
Time Zone Analysis



Dominance Ratio

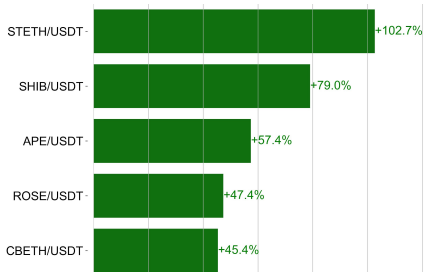


Sector Performance



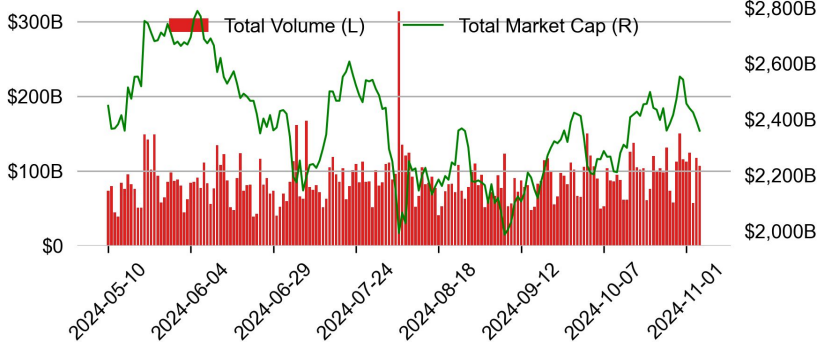
TRADING VOLUME

24H Vol % Chg*

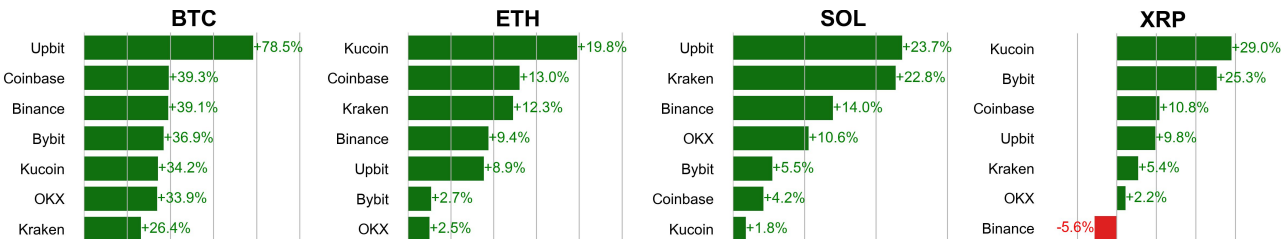


* 5 largest 24H vol. change from the universe of top 50 assets by market cap

Spot Volume

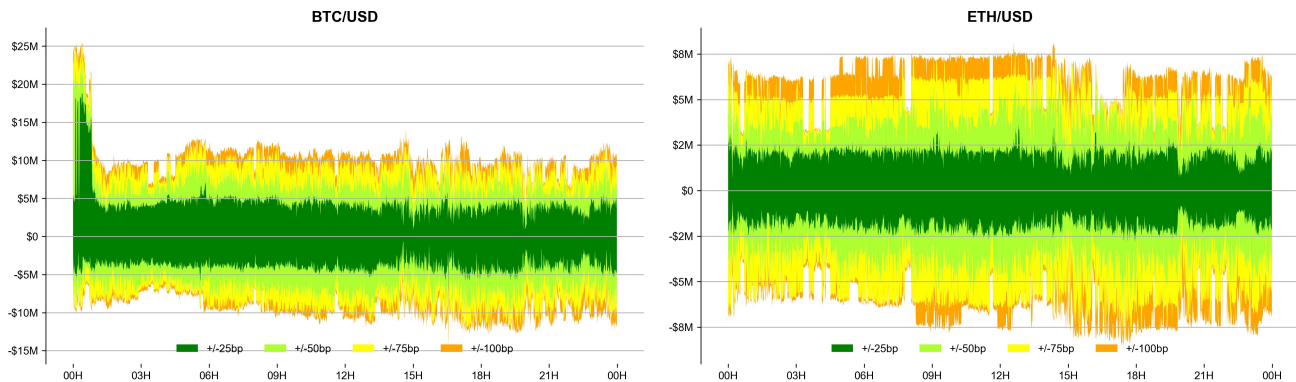


Spot Volume Leaders (% chg vs ave)*

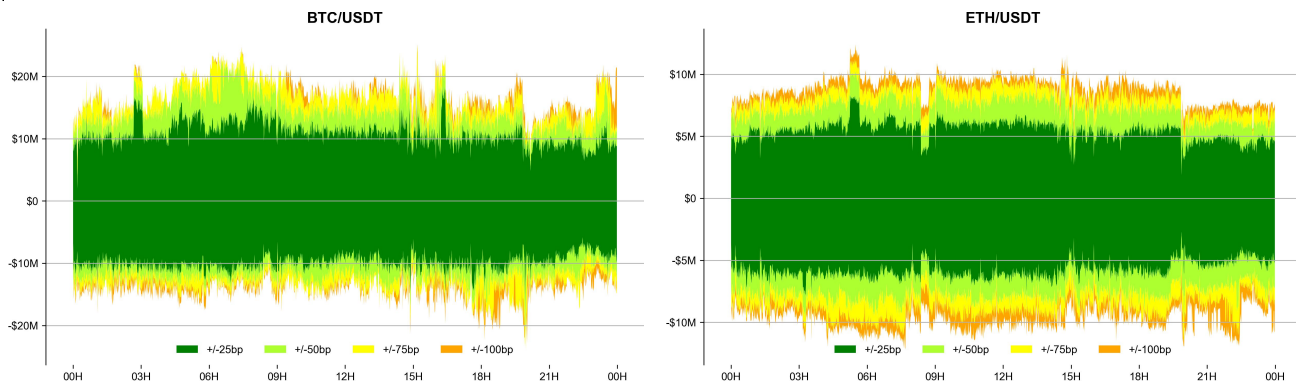


ORDER BOOK DEPTH (within 1% best bid/ask)

Coinbase



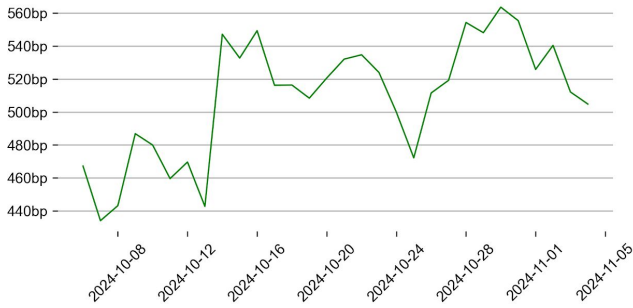
Binance



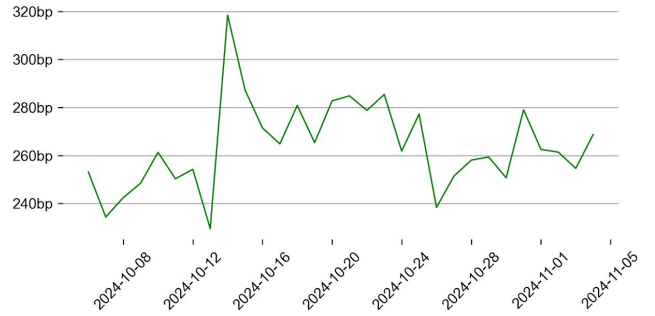
DERIVATIVES

Open Interest / Market Cap

BTC

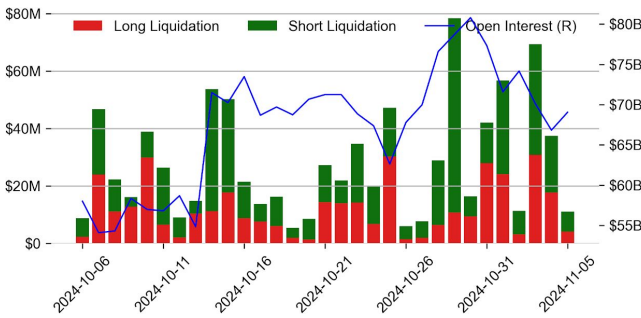


ETH

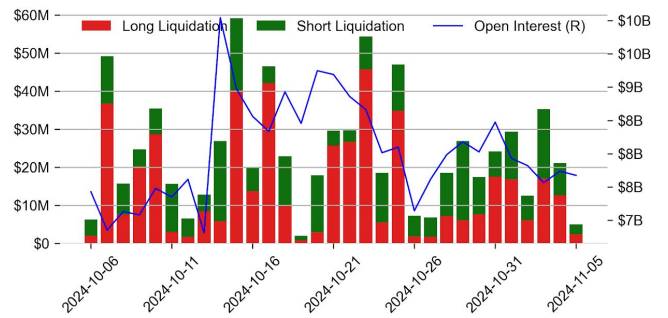


Futures O.I. & Liquidations

BTC

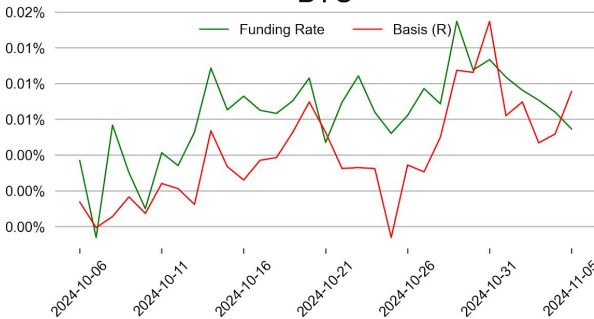


ETH

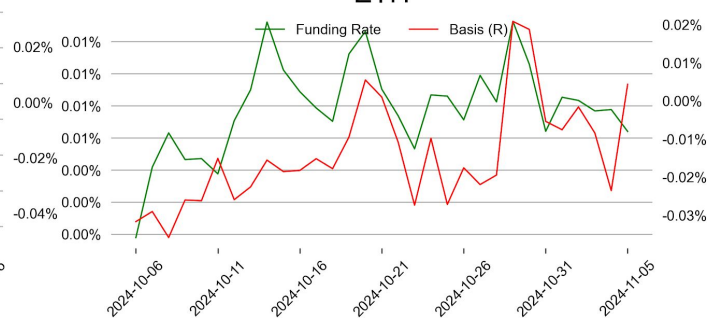


Perps Funding Rate & Rolling Basis

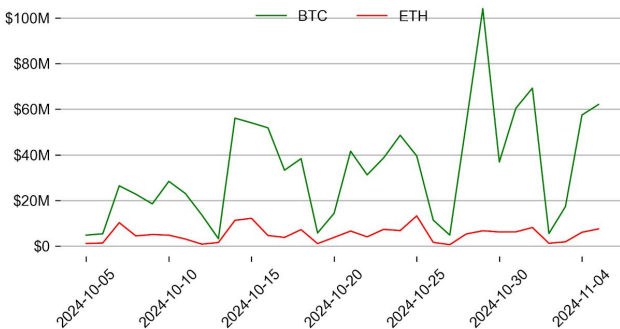
BTC



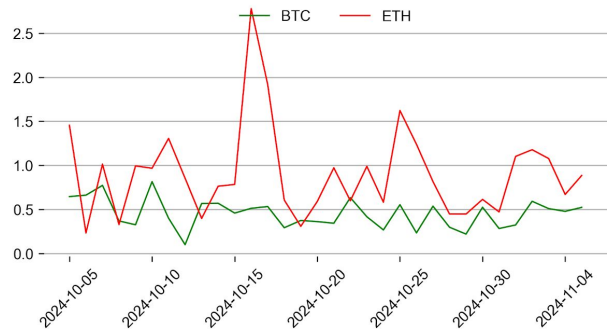
ETH



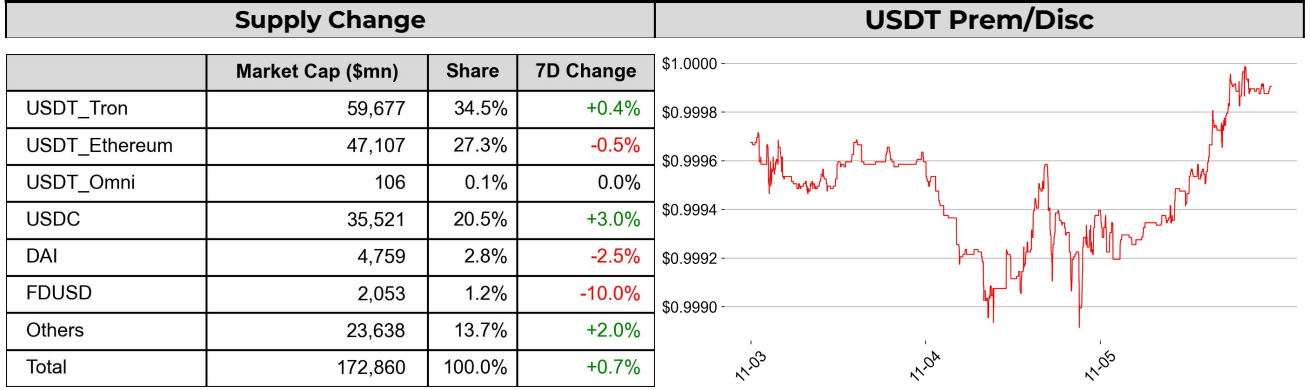
Option Volume



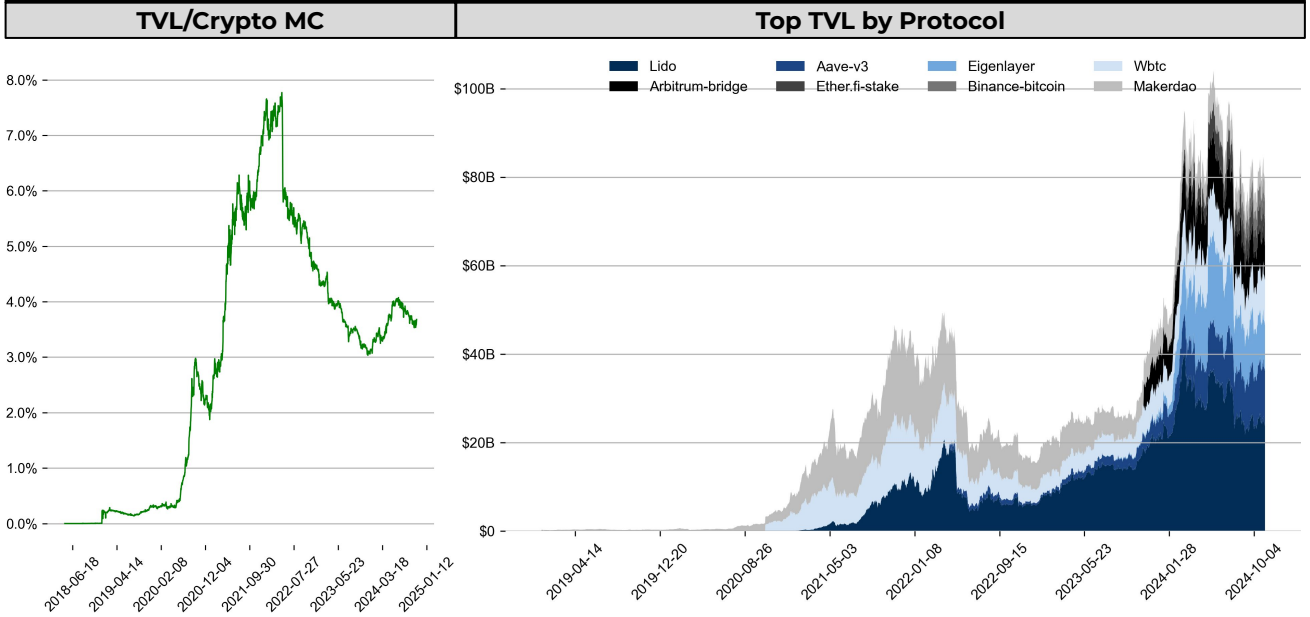
Put Call Ratio



STABLECOIN



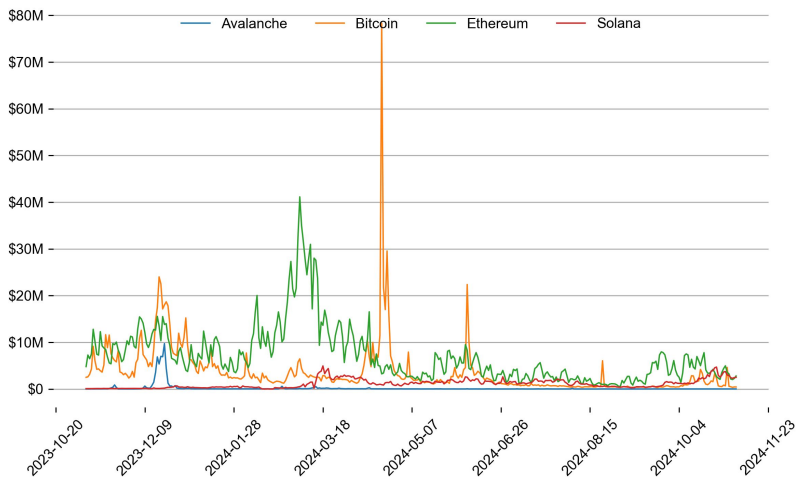
ONCHAIN MOVES



Top TVL Gainers*

#	Name	7D Change
1	JustCryptos	+96.3%
2	ObeliskBTC	+73.4%
3	uniBTC Restaked	+71.9%
4	Avalon CeDeFi	+70.0%
5	Polymarket	+45.3%

Daily Network Fees



* 5 largest 7 day TVL change in % terms from the universe of minimum \$100m TVL protocols, according to DefiLlama.

EVENTS CALENDAR

Date	Title	Coins / Hosts
Nov 5, 2024	US Presidential Election	
Nov 5, 2024	Token Swap Deadline	\$PUPS
Nov 6, 2024	Bybit Listing	\$SMILE
Nov 7, 2024	US Initial Jobless Claims	
Nov 7, 2024	Coinbase International Listing	\$NIERO
Nov 8, 2024	FOMC	
Nov 11, 2024	\$107m Unlock	\$APT
Nov 13, 2024	US CPI	
Nov 15, 2024	\$23m Unlock	\$STRK
Nov 18, 2024	\$44m Unlock	\$AVAX
Nov 20, 2024	FTX Court Hearing	

DATA EXPLAINER

Headers	Source	Note
PRICE ACTIONS TRADING VOLUME ORDER BOOK DEPTH DERIVATIVES	Presto Labs	<p>Time Zone Analysis separates out the asset's price action according to the business hours in Asia, Europe and US region. This is to identify which geography is responsible for price actions of the last 24hrs. The cut-offs are,</p> <ul style="list-style-type: none"> - Asia: UTC 22:00 -1 to UTC 6:00 - Europe: UTC 6:00 to 14:00 - US: UTC 14:00 to 22:00 <p>Sector constituents are, AI(FET, AGIX, OCEAN), BTC Eco(BCH, BSV, ICP, STX, ORDI), CEX(BNB, CRO, OKB, KCS, BGB), Data(LINK, GRT), DePIN(ICP, FIL, AR, HNT, SIA), DEX(UNI, INJ, RUNE, SNX, DYDX, OSMO, CRV, CAKE, GMX), Digital Gold(BTC), Gaming/Metaverse(IMX, BEAM, SAND, GALA, AXS, WEMIX, RON), L0(AVAX, DOT, TIA), L2(MATIC, OP, MNT, ARB, STRK), Lending(MKR, AAVE, COMP), Liquid Staking(LDO, RPL, JTO), Meme(DOGE, SHIB, FLOKI), NFT(APE, BLUR), Payments(XRP, LTC, XLM, XMR, ZEC), RWA(ONDO, CFG), Smart Contract(ETH, BNB, SOL, ADA, TRX, TON, APT, NEAR, HBAR, VET, ALGO, FTM, SUI, FLOW, MINA). The sector return is market-cap weighted average of the constituents' returns.</p> <p>Exchanges: 24H spot price & volume % changes and dominance ratios are from CoinGecko. Time Zone Analysis is based on data from Binance. Spot volume leaders are based on data from Binance Bybit, Coinbase, Kraken, OKX, KuCoin, HTX, Upbit, Gate.io. Futures data are from Binance OKX, Bybit, KuCoin. Options data are from Deribit.</p>
TRADFI	Investing.com Farside Investors	<p>BTC Spot ETF Flows are based on data shown on farside.co.uk at UTC 03:00. Due to varying data reporting schedules among ETF sponsors, the figures may not encompass data from all 10 ETFs.</p>
STABLECOIN ONCHAIN MOVES	DefiLlama	<p>Stablecoin Supply is a proxy for fiat on/off ramp from TradFi into crypto.</p> <p>USDT Prem/Disc reflects the USDT supply/demand imbalance, approximating the market's risk aversion towards USDT specifically, and/or the crypto market more broadly. The data is from Coinbase.</p> <p>TVL/ Crypto MC Ratio = Total Value Locked / Crypto Market Cap. The ratio neutralizes the TVL changes caused by asset price fluctuations.</p>
EVENTS CALENDAR	CoinMarketCap Layer GG	<p>Events Calendar provides a summary of major events happening throughout the month.</p>

* The Daily Market Brief is published every business day, following the Singapore calendar, excluding public holidays

About Presto

Presto is an algorithmic trading and financial services firm built on a foundation of quantitative research and engineering. Our core strength lies in combining engineering, mathematics, and science to navigate both digital asset and traditional finance markets with precision. Presto Research, our research unit, provides expert-driven insights to help navigate these markets effectively.

Find out more at <https://www.prestolabs.io>.

Follow Presto for more content: [X](#), [LinkedIn](#)

Follow Presto Research for latest research : [X](#), [Telegram](#)

Authors

Peter Chung, Head of Research [X](#), [Telegram](#), [LinkedIn](#)

Min Jung, Research Analyst [X](#), [Telegram](#), [LinkedIn](#)

Required Disclosures

Any expression of opinion (which may be subject to change without notice) is personal to the author and the author makes no guarantee of any sort regarding accuracy or completeness of any information or analysis supplied. The views and opinions expressed herein are those of the author(s) and do not necessarily reflect the views of Presto Labs or its affiliates. This material by itself, is not and should not be construed as an offer or a solicitation to deal in any investment product or to enter into any legal relations. This material is for informational purposes only and is only intended for sophisticated investors, and is not intended to provide accounting, legal, or tax advice, or investment recommendations, or an official statement of Presto Labs or its affiliates. Presto Labs, its affiliates and its employees make no representation and assume no liability to the accuracy or completeness of the information provided. Presto Labs, its affiliates and its employees also do not warrant that such information and publications are accurate, up to date or applicable to the circumstances of any particular case. Certain statements in this document provide predictions and there is no guarantee that such predictions are currently accurate or will ultimately be realized. Prior results that are presented here are not guaranteed and prior results do not guarantee future performance. Recipients should consult their advisors before making any investment decision. Presto Labs or its affiliates may have financial interests in, or relationships with, some of the assets, entities and/or publications discussed or otherwise referenced in the materials. Certain links that may be provided in the materials are provided for convenience and do not imply Presto Labs' endorsement, or approval of any third-party websites or their content. Any use, review, retransmission, distribution, or reproduction of these materials, in whole or in part, is strictly prohibited in any form without the express written approval of Presto Labs. Presto Research and related logos are trademarks of Presto Labs, or its affiliates.